



US00D458344S

(12) **United States Design Patent**  
**Müllenmeister**

(10) **Patent No.:** **US D458,344 S**

(45) **Date of Patent:** **\*\* Jun. 4, 2002**

(54) **FAUCET HANDLE ASSEMBLY**

D405,509 S \* 2/1999 Doughty et al. .... D23/252  
D418,205 S \* 12/1999 Hyde et al. .... D23/250

(75) Inventor: **Daniel Müllenmeister**, Havixbeck (DE)

\* cited by examiner

(73) Assignee: **Friedrich Grohe AG & Co. KG**,  
Hemer (DE)

*Primary Examiner*—Louis S. Zarfes

*Assistant Examiner*—Gregory Andoll

(\*\*) Term: **14 Years**

(74) *Attorney, Agent, or Firm*—Herbert Dubno

(21) Appl. No.: **29/145,516**

(57) **CLAIM**

(22) Filed: **Jul. 24, 2001**

The ornamental design for a faucet handle assembly, as shown.

(30) **Foreign Application Priority Data**

**DESCRIPTION**

Feb. 28, 2001 (DE) ..... 401 02 070

(51) **LOC (7) Cl.** ..... **23-01**

(52) **U.S. Cl.** ..... **D23/250**

(58) **Field of Search** ..... D23/238–257;  
D8/300–308, 350–354; 4/675–678; 137/801;  
16/110 R–121

FIG. 1 is a top, front, left-side perspective view of a faucet handle assembly showing my new design;

FIG. 2 is a top plan view thereof;

FIG. 3 is a bottom plan view thereof;

FIG. 4 is a left side elevational view thereof;

FIG. 5 is a right side elevational view thereof;

FIG. 6 is a rear elevational view thereof; and,


FIG. 7 is a front elevational view thereof.

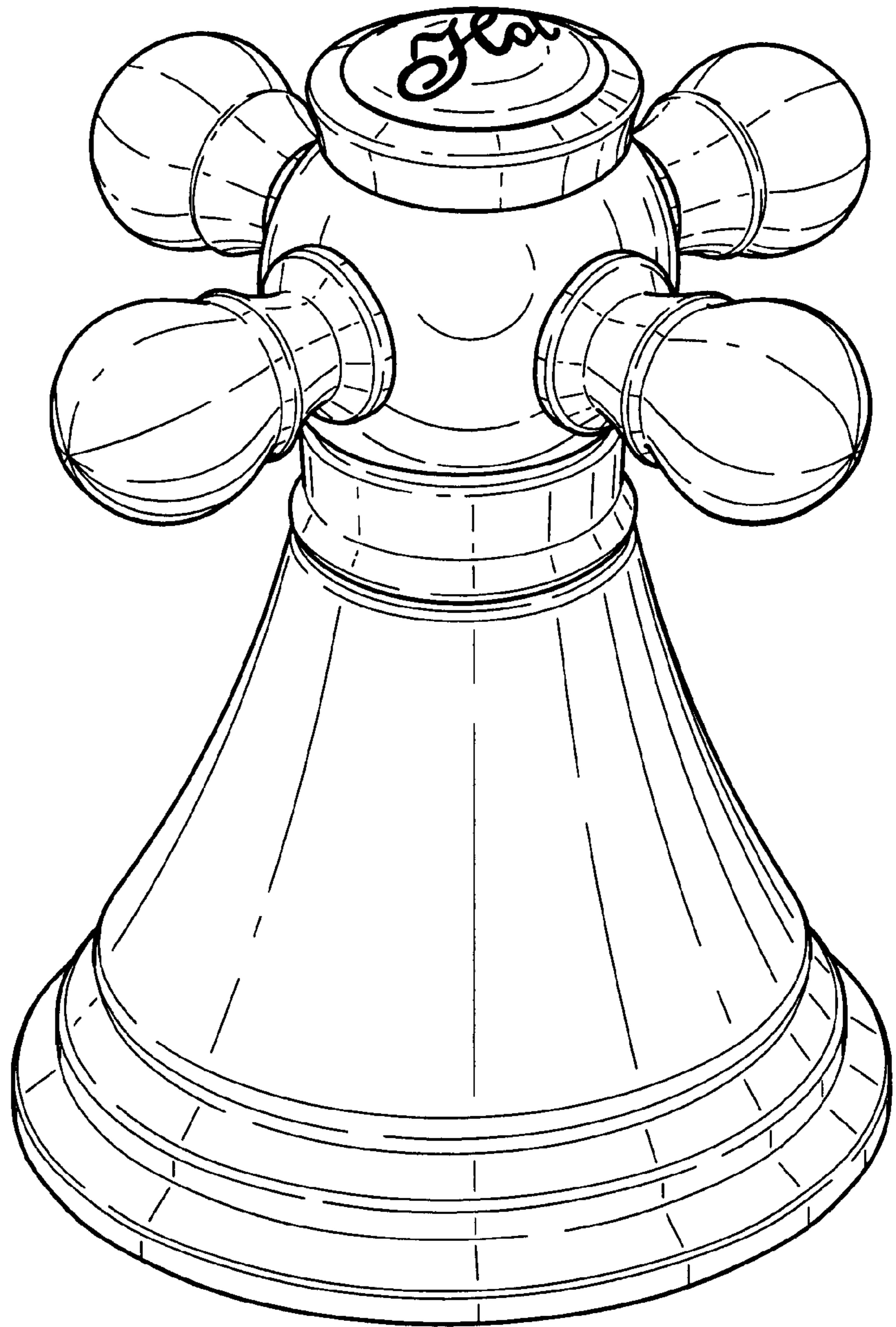
(56) **References Cited**

**U.S. PATENT DOCUMENTS**

D388,864 S \* 1/1998 Fabian ..... D23/250

**1 Claim, 4 Drawing Sheets**





**FIG. 1**

FIG. 2


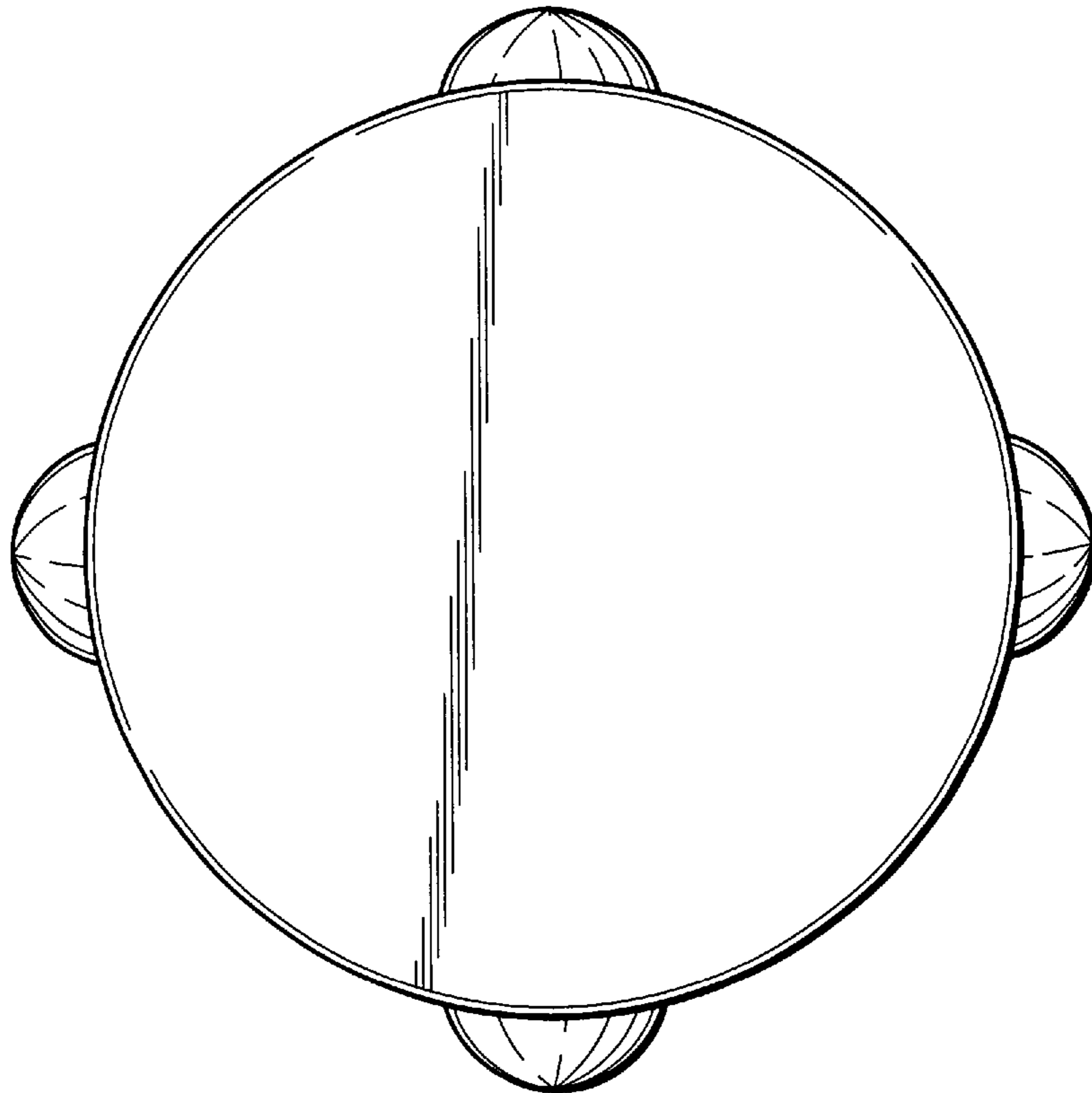


FIG. 3






FIG. 4




FIG. 5




FIG. 6




FIG. 7