



US00D458324S

(12) **United States Design Patent**
Shen et al.

(10) **Patent No.:** **US D458,324 S**
(45) **Date of Patent:** **** Jun. 4, 2002**

(54) **RACKET HAVING BEARINGS IN FRAME**

D369,194 S * 4/1996 Severa D21/730
5,562,283 A * 10/1996 Davis et al. 473/540
5,779,573 A * 7/1998 You 473/543

(75) Inventors: **Walter W. C. Shen**, Taichung (TW);
Po-Jen Cheng, Oak Brook, IL (US)

* cited by examiner

(73) Assignees: **Wilson Sporting Goods Co.**, Chicago,
IL (US); **Topkey Corporation** (TW)

Primary Examiner—Mitchell Siegel
(74) *Attorney, Agent, or Firm*—Terence P. O'Brien

(**) Term: **14 Years**

(57) **CLAIM**

(21) Appl. No.: **29/151,524**

We claim the ornamental design for a racket having bearings
in frame, as shown and described.

(22) Filed: **Dec. 5, 2001**

DESCRIPTION

Related U.S. Application Data

(63) Continuation of application No. 09/560,384, filed on Apr.
28, 2000.

FIG. 1 is a rear perspective view of a game racket of the
present invention.

(51) **LOC (7) Cl.** **21-02**

FIG. 2 is a front plan view of the racket shown in FIG. 1.

(52) **U.S. Cl.** **D21/729**

FIG. 3 is a top plan view of the racket shown in FIG. 2

(58) **Field of Search** D21/729-730;
473/540-543, 524

FIG. 4 is a left side view of the racket shown in FIG. 2;

FIG. 5 is a right side view of the racket shown in FIG. 2; and,

FIG. 6 is a bottom plan view of the racket shown in FIG. 2.

The ornamental design that is claimed is shown in solid lines
in the drawings.

(56) **References Cited**

U.S. PATENT DOCUMENTS

5,255,912 A * 10/1993 Tseng 473/542

1 Claim, 3 Drawing Sheets




FIG. 1




FIG. 2




FIG. 4



FIG. 5

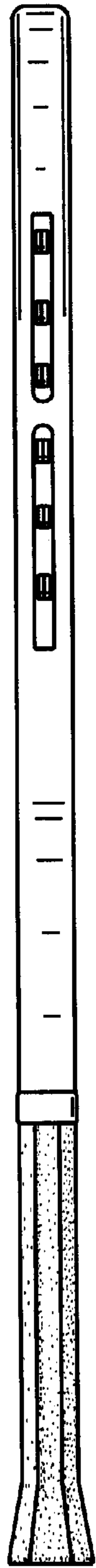


FIG. 3



FIG. 6

