



US00D458323S

(12) **United States Design Patent**  
**Pullaro**

(10) **Patent No.:** **US D458,323 S**

(45) **Date of Patent:** **\*\* Jun. 4, 2002**

(54) **RACKET SPORT TRAINING AND  
CONDITIONING DEVICE**

D316,888 S \* 5/1991 Foresi ..... D21/791  
D356,359 S \* 3/1995 Bailey ..... D21/791  
D426,607 S \* 6/2000 Wurster ..... D21/791

(76) **Inventor:** **Terry J. Pullaro**, 1190-A Moorlands  
Dr., St. Louis, MO (US) 63117

\* cited by examiner

(\*\*) **Term:** **14 Years**

*Primary Examiner*—Mitchell Siegel  
(74) *Attorney, Agent, or Firm*—Harness, Dickey & Pierce,  
P.L.C.

(21) **Appl. No.:** **29/143,814**

(57) **CLAIM**

(22) **Filed:** **Jun. 20, 2001**

The ornamental appearance of a racket sport training and  
conditioning device, as shown and described.

(51) **LOC (7) Cl.** ..... **21-02**

(52) **U.S. Cl.** ..... **D21/729**

(58) **Field of Search** ..... D21/722, 729-732,  
D21/791, 756; 473/235, 256, 461, 463,  
524, 549

**DESCRIPTION**


(56) **References Cited**

**U.S. PATENT DOCUMENTS**

3,428,325 A \* 2/1969 Atkinson ..... 473/256  
3,466,049 A \* 9/1969 Fox et al. .... 473/235  
D237,515 S \* 11/1975 Thiel ..... D21/791  
D241,958 S \* 10/1976 Smith ..... D21/791

FIG. 1 is a perspective view of the racket sport training and  
conditioning device;  
FIG. 2 is a front elevation view thereof, the rear elevation  
view being the same;  
FIG. 3 is a right side elevation view thereof, the left side  
elevation view being the same;  
FIG. 4 is a distal end view thereof; and,  
FIG. 5 is a proximal end view thereof.

**1 Claim, 1 Drawing Sheet**



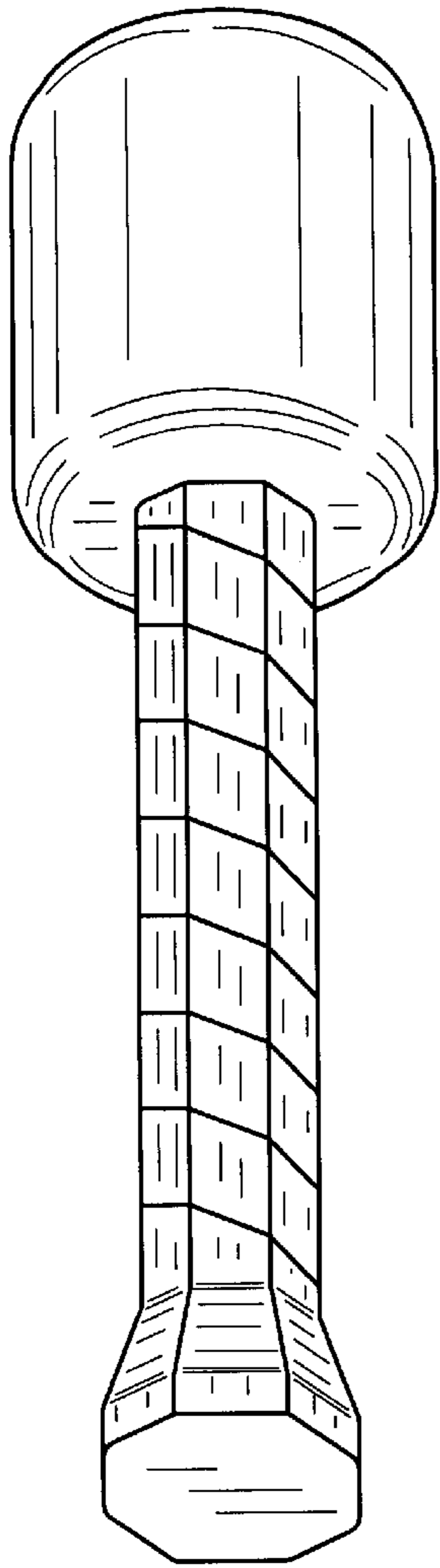


FIG. 1

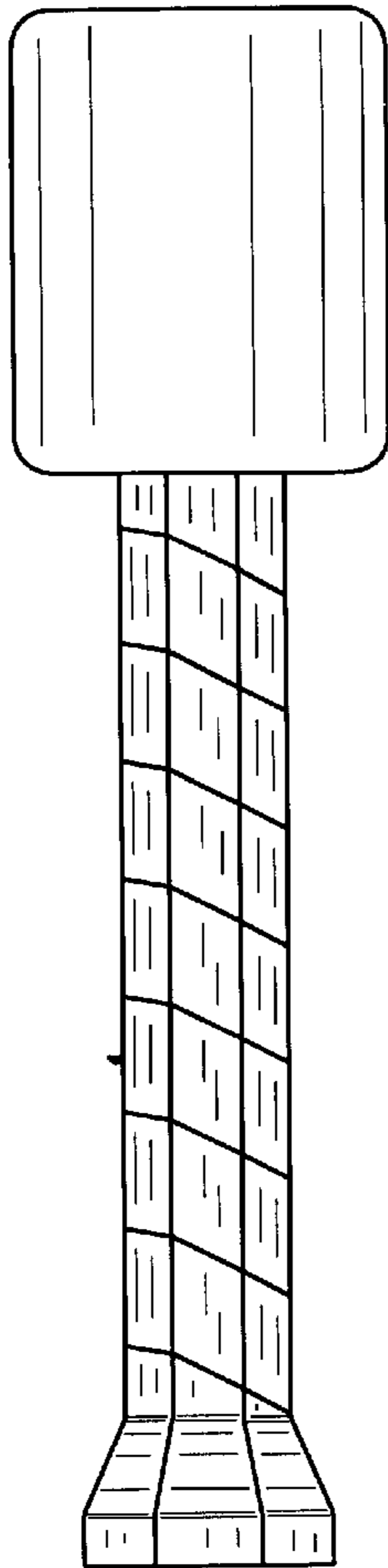


FIG. 2

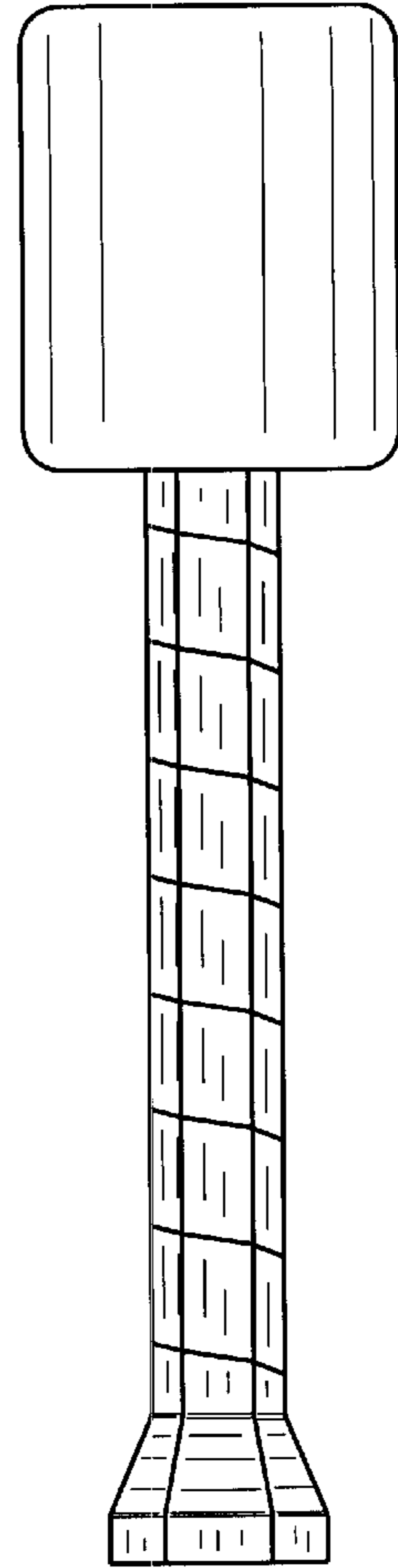


FIG. 3

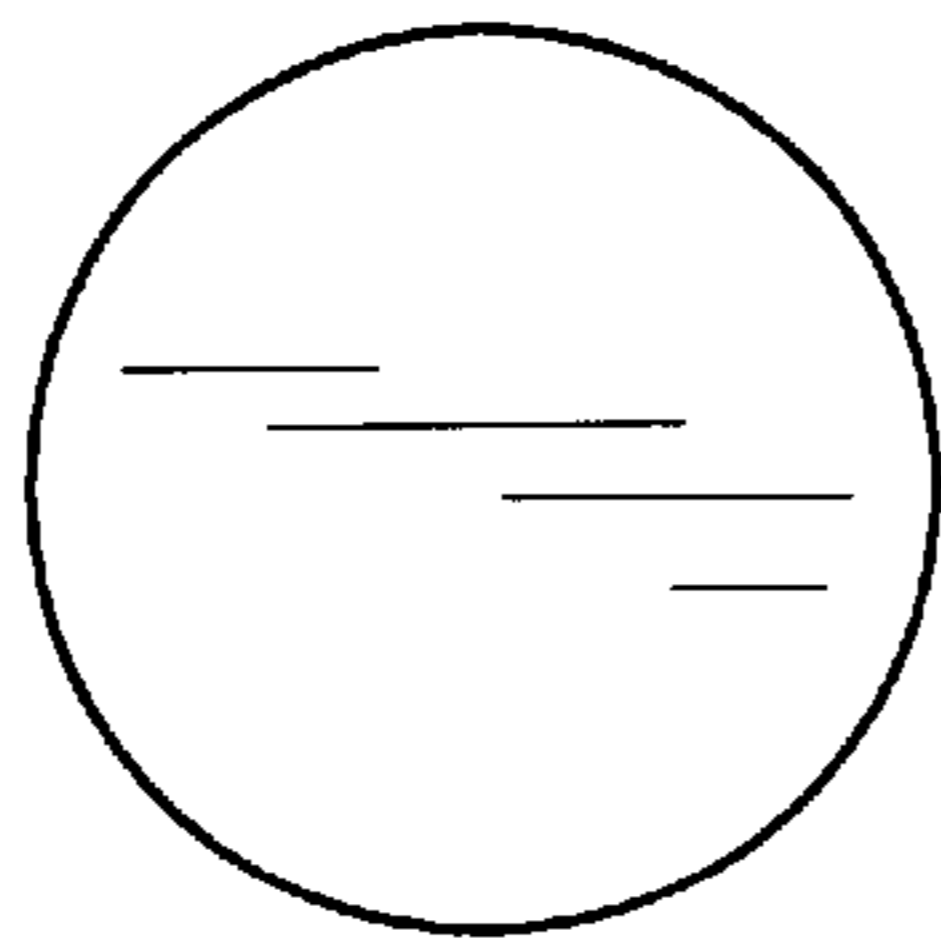


FIG. 4

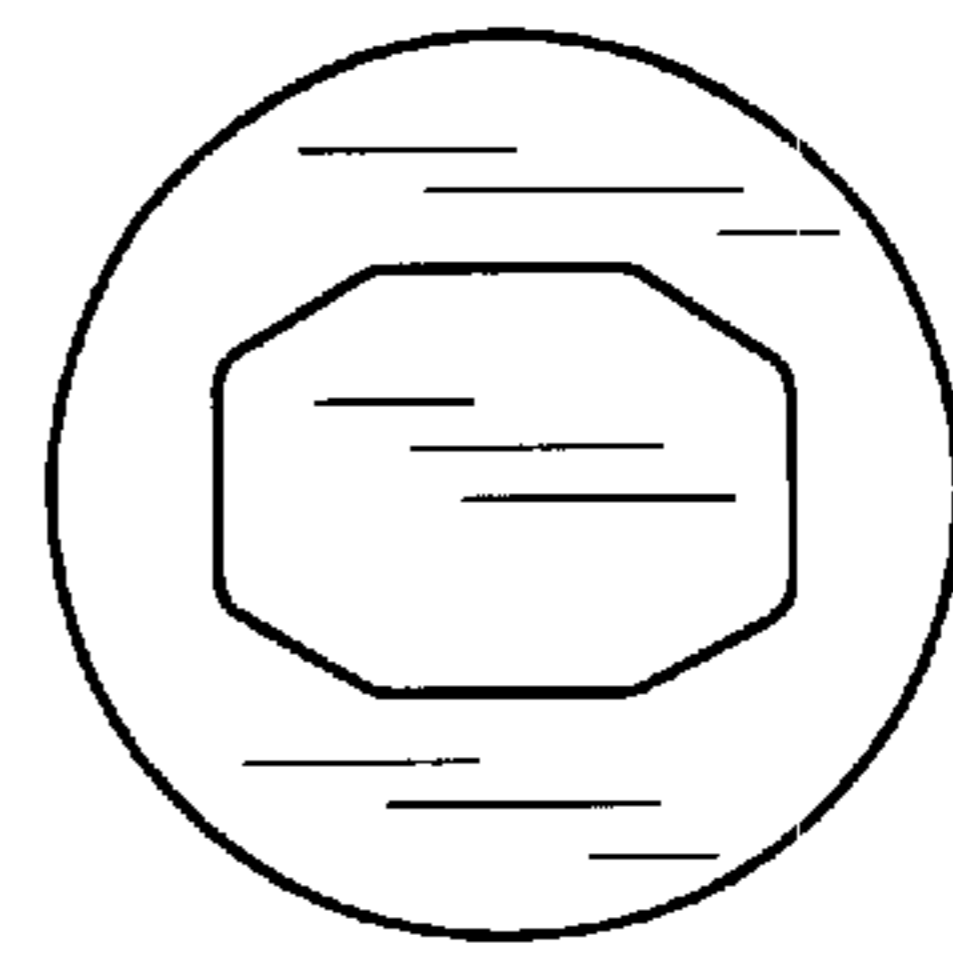


FIG. 5