



US00D458321S

(12) **United States Design Patent**  
**Cash**

(10) **Patent No.:** **US D458,321 S**

(45) **Date of Patent:** **\*\* Jun. 4, 2002**

(54) **SOCCER BALL DOLL**

(76) **Inventor:** **Phillip Cash**, P.O. Box 1862,  
Chatsworth, GA (US) 30705

(\*\*) **Term:** **14 Years**

(21) **Appl. No.:** **29/147,668**

(22) **Filed:** **Aug. 31, 2001**

**Related U.S. Application Data**

(63) Continuation-in-part of application No. 09/886,871, filed on  
Jun. 21, 2001.

(51) **LOC (7) Cl.** ..... **21-01**

(52) **U.S. Cl.** ..... **D21/627; D21/630**

(58) **Field of Search** ..... D21/621, 627,  
D21/630, 635; D11/160; 446/268, 385,  
72, 369-372

(56) **References Cited**

**U.S. PATENT DOCUMENTS**

D292,302 S \* 10/1987 Hale ..... D21/630  
D304,479 S \* 11/1989 Fiust ..... D21/630

D312,287 S \* 11/1990 Kolton ..... D21/630  
D325,763 S \* 4/1992 Hoglund ..... D21/627  
D342,557 S \* 12/1993 Frick ..... D21/630  
D390,893 S \* 2/1998 Conley et al. .... D21/635  
D394,479 S \* 5/1998 Burton et al. .... D21/630

\* cited by examiner

*Primary Examiner*—Lucy Lieberman

(74) *Attorney, Agent, or Firm*—Miller & Martin LLP

(57) **CLAIM**

The ornamental design for a soccer ball doll, as shown and  
described.

**DESCRIPTION**

FIG. 1 is a top perspective view of a soccer ball doll showing  
my new design with the head of the doll resembling a soccer  
ball;

FIG. 2 is a front elevational view thereof;

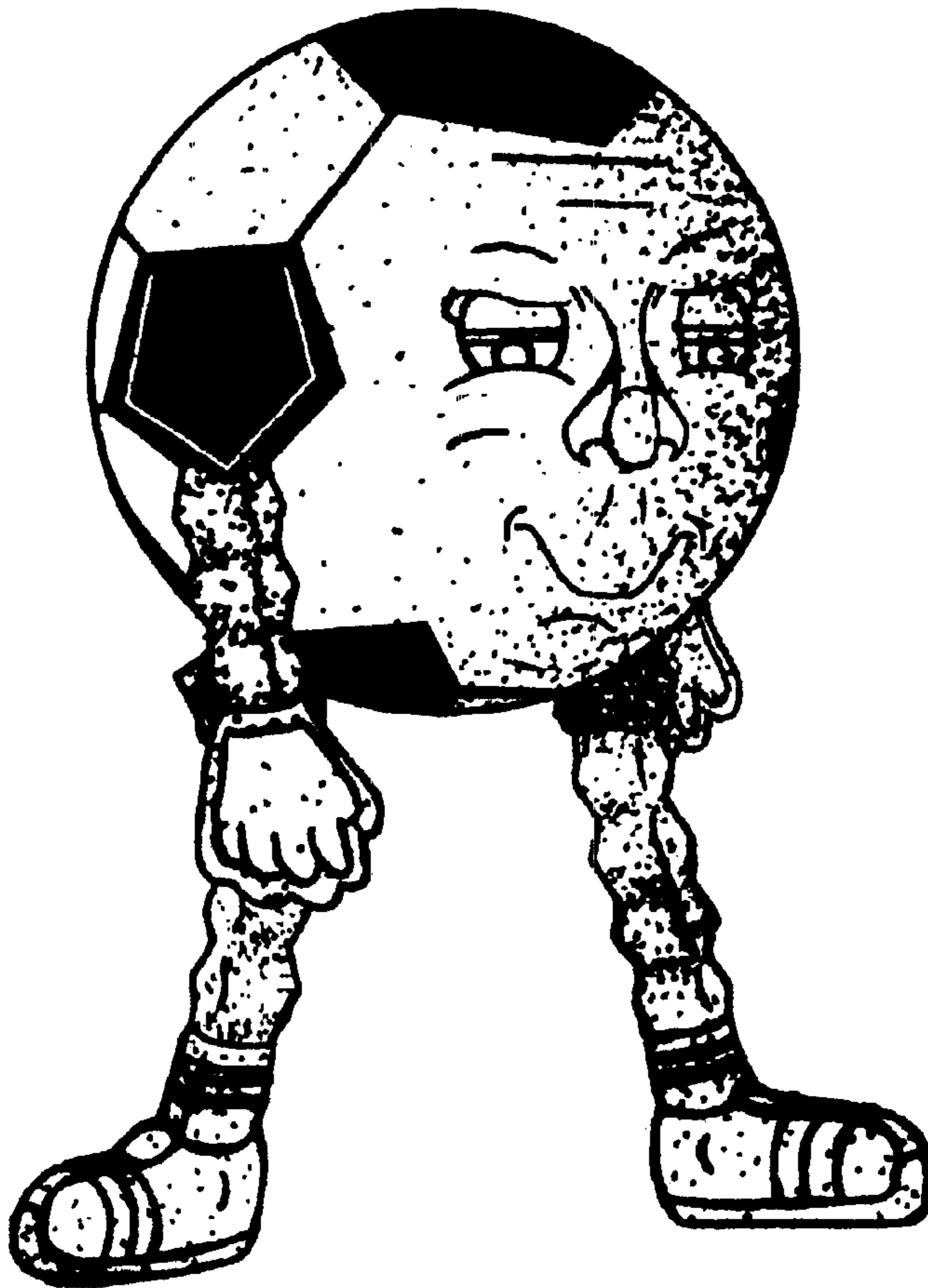
FIG. 3 is a left side elevational view thereof, the right side  
view being a mirror image thereof;

FIG. 4 is a back elevational view thereof;

FIG. 5 is a top plan view; and,

FIG. 6 is a bottom plan view.

**1 Claim, 2 Drawing Sheets**



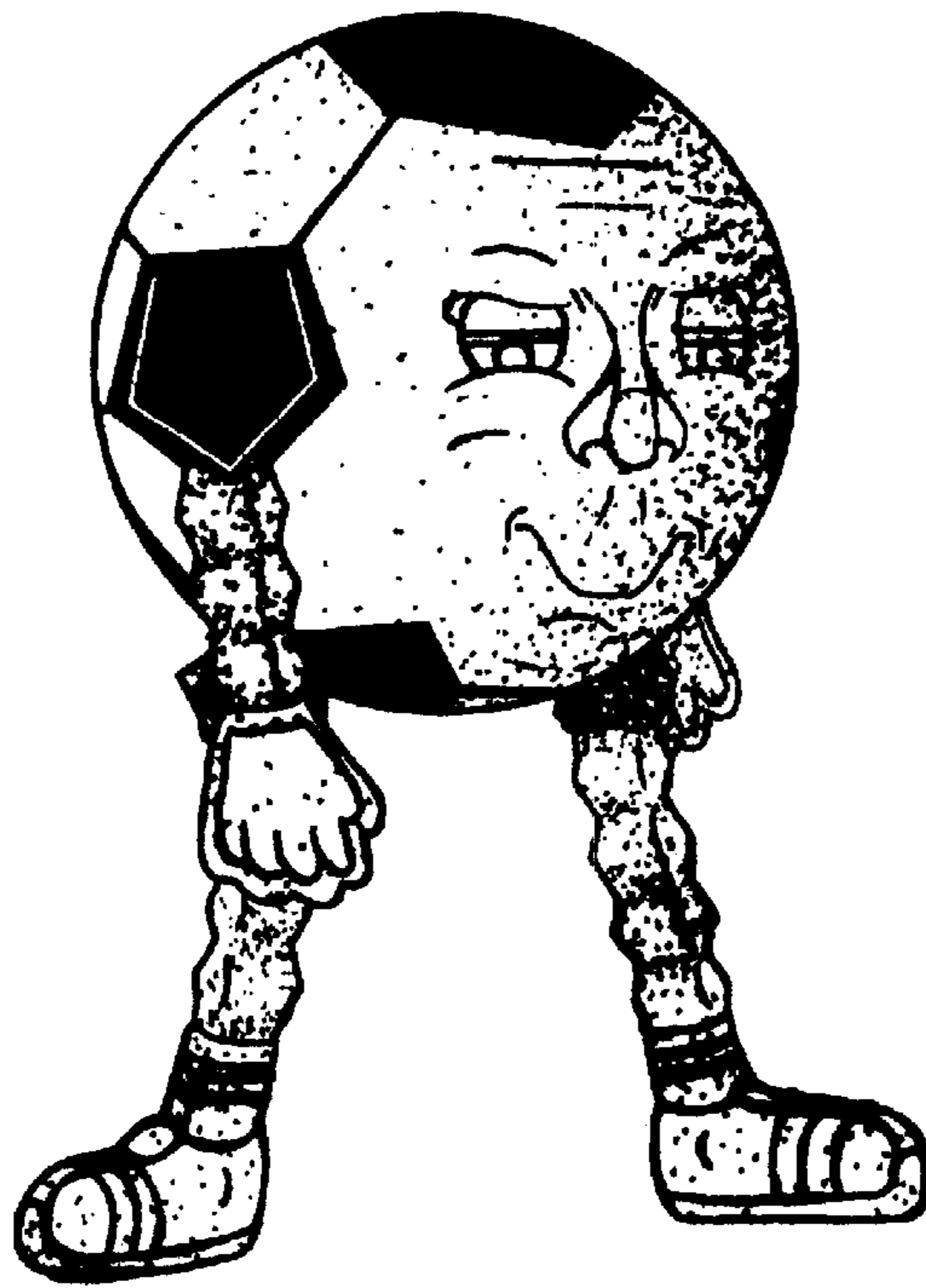


FIG. 1




FIG. 2




FIG. 3

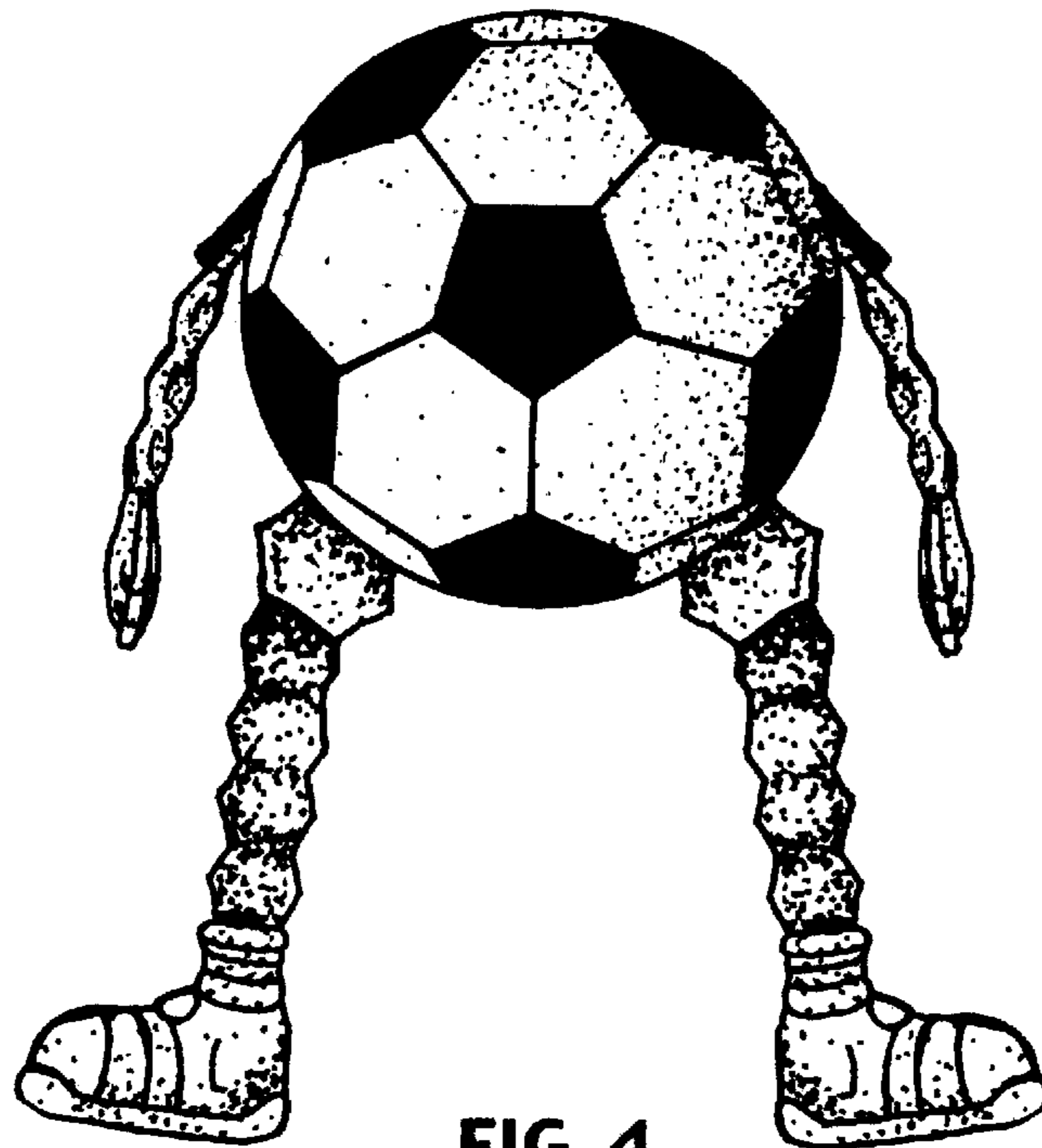


FIG. 4

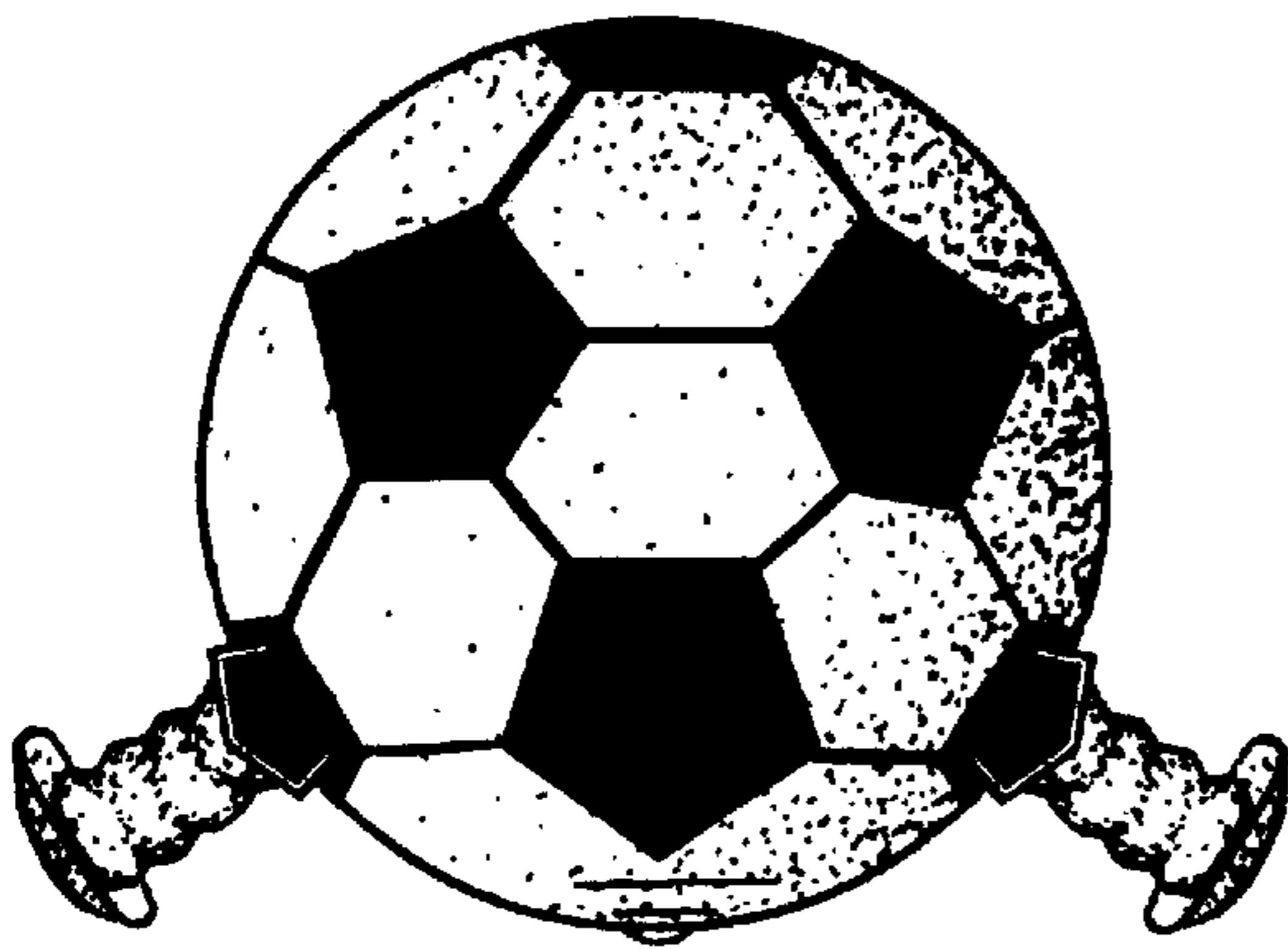


FIG. 5




FIG. 6