



US00D458311S

(12) **United States Design Patent**  
**Seelig et al.**

(10) **Patent No.:** **US D458,311 S**

(45) **Date of Patent:** **\*\* Jun. 4, 2002**

(54) **WAGERING DEVICE DISPLAY**  
(75) Inventors: **Jerald C. Seelig**, Absecon; **Lawrence M Henshaw**, Hammonton, both of NJ (US)  
(73) Assignee: **Atlantic City Coin & Slot Service Company, Inc**, Pleasantville, NJ (US)  
(\*\*) Term: **14 Years**

D412,018 S 7/1999 Hoopes  
D416,054 S \* 11/1999 McGahn et al. .... D21/370  
D421,277 S \* 2/2000 McGahn et al. .... D21/369  
6,113,098 A \* 9/2000 Adams ..... 273/143 R  
D431,607 S 10/2000 Seelig et al.  
D441,029 S 4/2001 Seelig et al.  
D441,030 S 4/2001 Seelig et al.  
D441,031 S 4/2001 Seelig et al.  
D441,805 S 5/2001 Seelig et al.  
D442,231 S 5/2001 Seelig et al.  
6,224,483 B1 5/2001 Mayeroff  
6,234,897 B1 5/2001 Frohm et al.

(21) Appl. No.: **29/127,422**  
(22) Filed: **Aug. 4, 2000**

\* cited by examiner

(51) **LOC (7) Cl.** ..... **21-03**  
(52) **U.S. Cl.** ..... **D21/370**  
(58) **Field of Search** ..... D21/369-372,  
D21/385; 273/143 R, 144 R, 144 A, 144 B;  
463/17, 20, 46, 47

*Primary Examiner*—Sandra L. Morris  
(74) *Attorney, Agent, or Firm*—Ian F. Burns

(57) **CLAIM**

The ornamental design for a wagering device display, as shown and described.

(56) **References Cited**

**DESCRIPTION**

**U.S. PATENT DOCUMENTS**

D171,623 S 3/1954 Skelly et al.  
D184,495 S 2/1959 Skelly  
4,999,709 A \* 3/1991 Yamazaki et al. .... 348/589  
5,050,882 A \* 9/1991 Yang ..... 273/144 B  
5,380,007 A 1/1995 Travis et al.  
D383,802 S \* 9/1997 Levy ..... D21/385  
5,725,212 A \* 3/1998 Garrett ..... 273/144 R  
5,813,914 A \* 9/1998 McKay et al. .... 463/46  
D406,865 S \* 3/1999 Heidel ..... D21/385

FIG. 1 is a perspective view of the wagering device display; and,  
FIG. 2 is a front elevational view of the wagering device display.  
Broken lines showing the portions of the wagering device on the exterior and interior of the display are for illustrative purposes only and form no part of the claimed design.

**1 Claim, 1 Drawing Sheet**

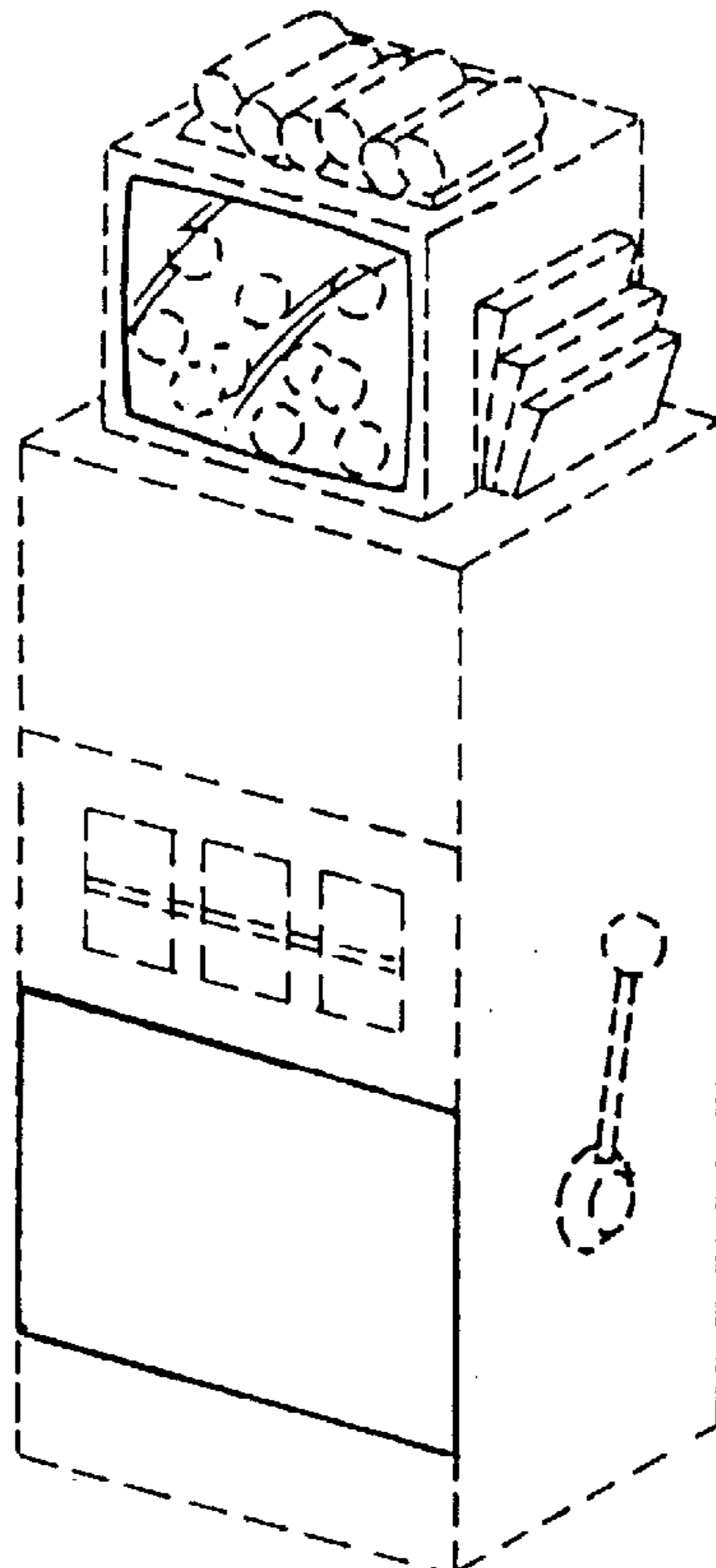


FIG. 1

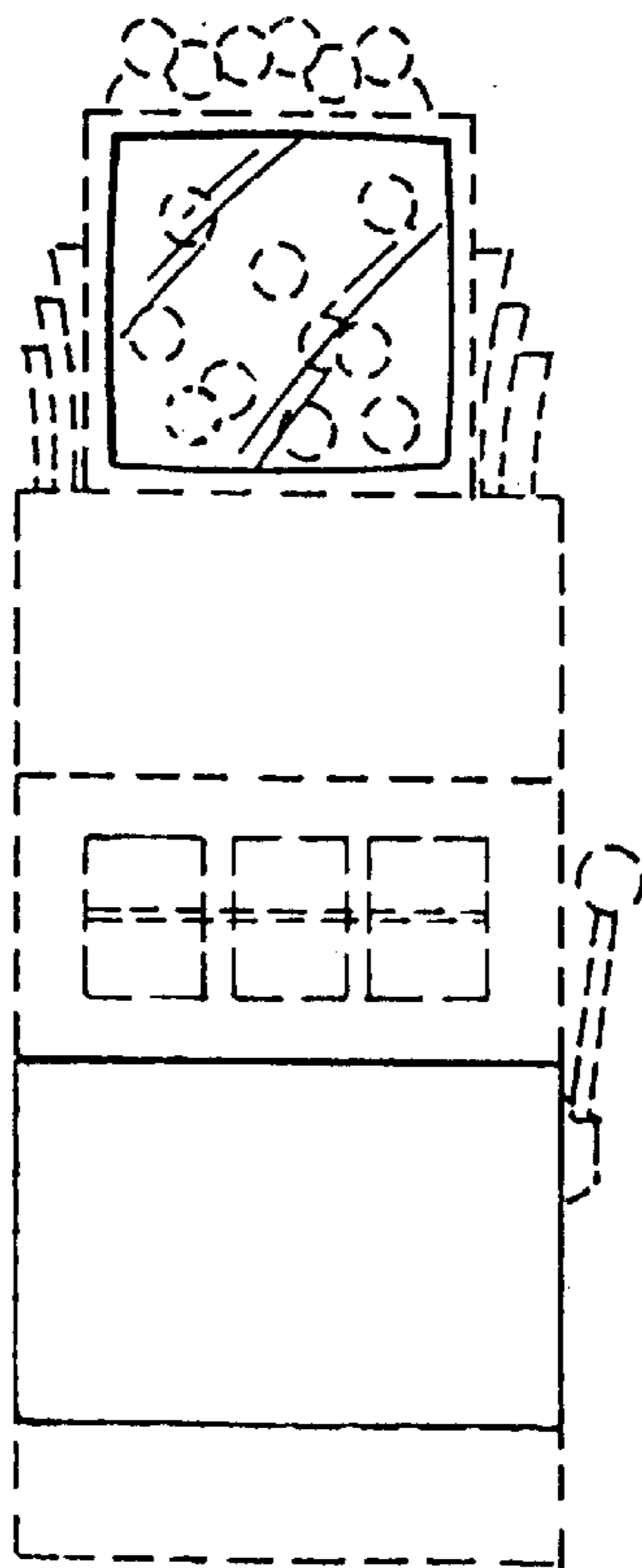
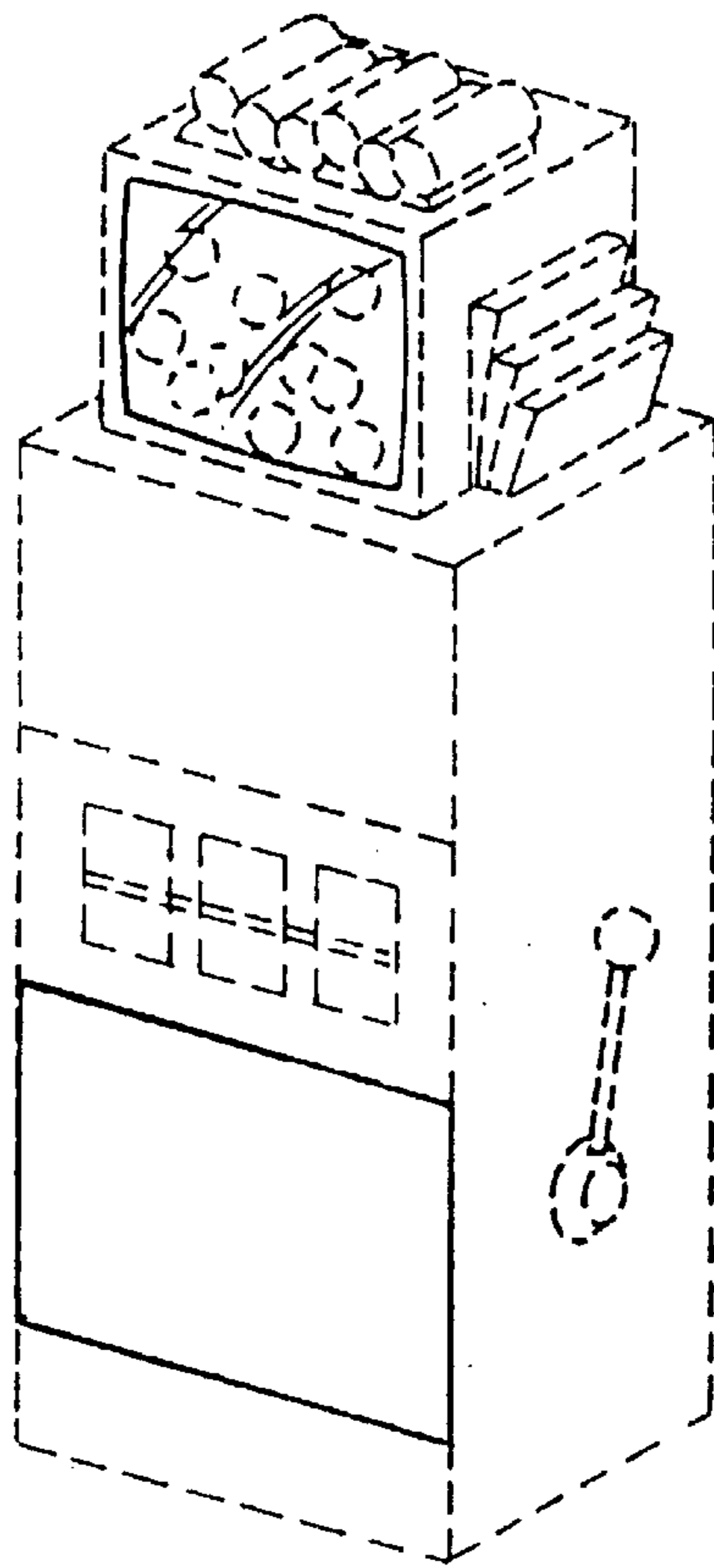


FIG. 2