



US00D458306S

(12) **United States Design Patent**
Moon

(10) **Patent No.:** **US D458,306 S**

(45) **Date of Patent:** **** Jun. 4, 2002**

(54) **PEN**

(75) **Inventor:** **Jaehoon Moon, Seoul (KR)**

(73) **Assignee:** **Morris Pen Corporation, Incheon (KR)**

(**) **Term:** **14 Years**

(21) **Appl. No.:** **29/147,958**

(22) **Filed:** **Sep. 10, 2001**

(51) **LOC (7) Cl.** **19-06**

(52) **U.S. Cl.** **D19/51; D19/56**

(58) **Field of Search** **D19/35, 36, 41-51, D19/53-58, 81-85; 401/99, 100, 101, 103-106, 107-110, 111-117, 209**

(56) **References Cited**

U.S. PATENT DOCUMENTS

- D206,636 S * 1/1967 Zierhut et al. D19/51
- D401,967 S * 12/1998 Tam D19/36
- D415,198 S * 10/1999 Mouawad D19/48

- D437,352 S * 2/2001 Matsuzaki et al. D19/51
- D448,803 S * 10/2001 Izushima D19/55 X
- D448,804 S * 10/2001 Izushima D19/56 X

* cited by examiner

Primary Examiner—Martie K. Holtje

(74) *Attorney, Agent, or Firm*—John K. Park; Park & Sutton LLP

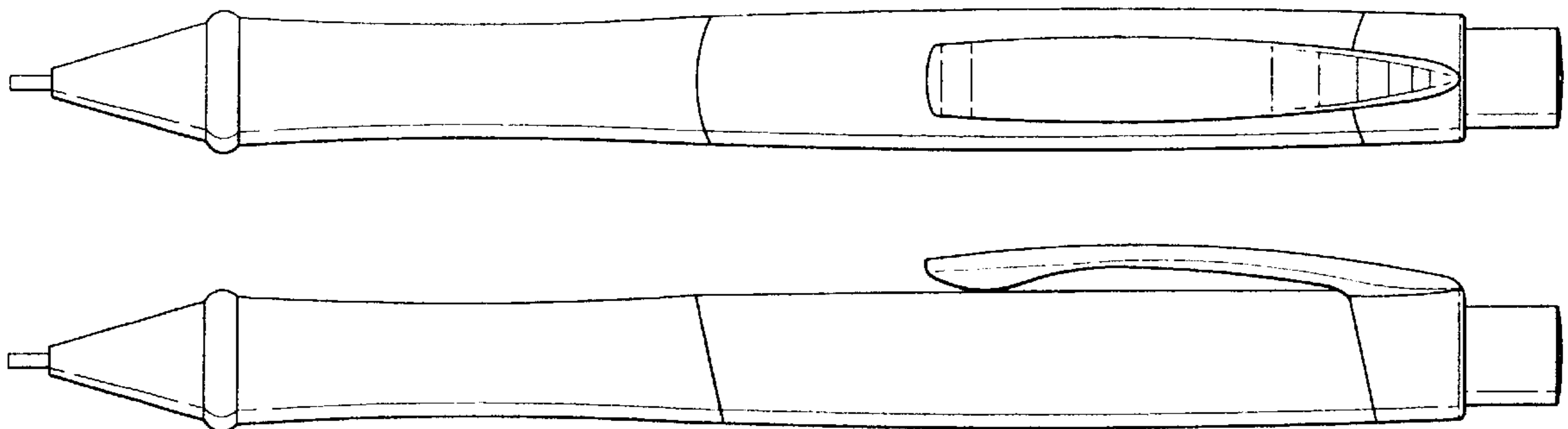
(57) **CLAIM**

The ornamental design for a pen, as shown and described.

DESCRIPTION

FIG. 1 is a perspective view of a pen showing my new design;
 FIG. 2 is a front elevational view of FIG. 1;
 FIG. 3 is a side elevational view of FIG. 1, the opposite side being a mirror image;
 FIG. 4 is a rear elevational view of FIG. 1;
 FIG. 5 is a bottom plan view of FIG. 1; and,
 FIG. 6 is a top plan view of FIG. 1.

1 Claim, 2 Drawing Sheets



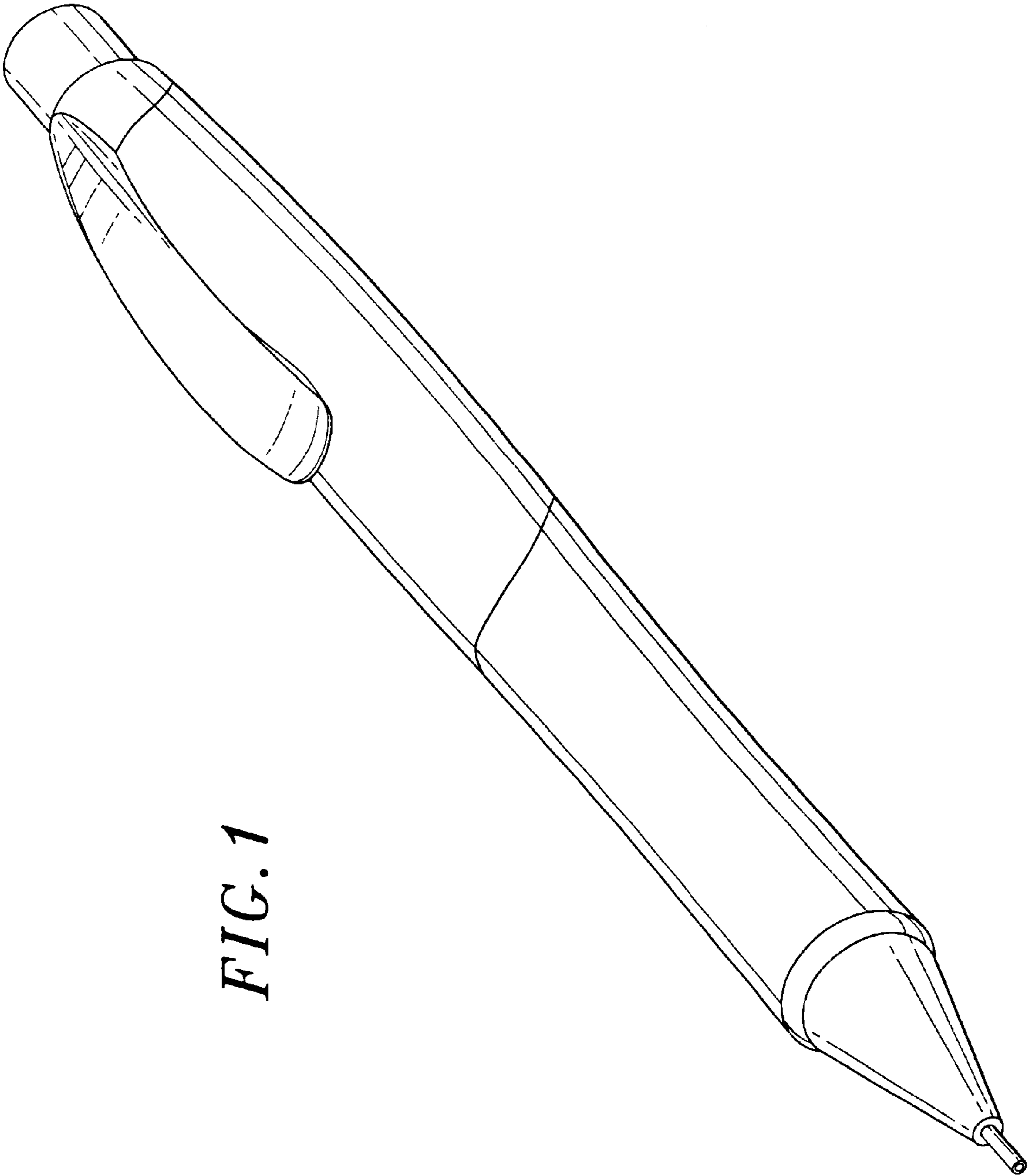


FIG. 1

FIG. 2




FIG. 3

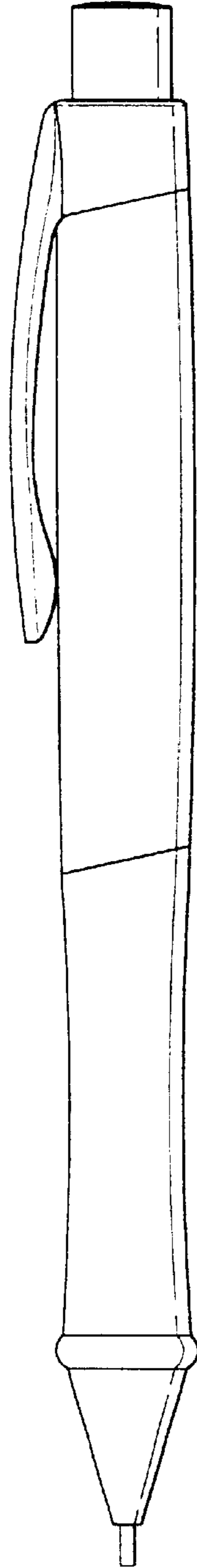


FIG. 6




FIG. 5

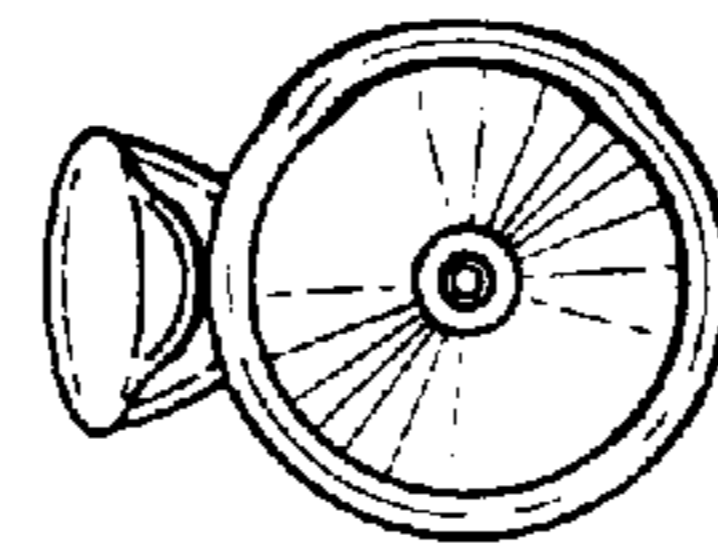


FIG. 4

