



US00D458263S

(12) **United States Design Patent**
Meksavan et al.

(10) **Patent No.:** **US D458,263 S**
(45) **Date of Patent:** **** Jun. 4, 2002**

(54) **HAND-HELD BARCODE SCANNER**

D433,416 S * 11/2000 Strand et al.

(75) Inventors: **Boonphet Meksavan; James C. Graves**, both of St. Charles; **Roman J. Berka**, Algonquin, all of IL (US)

* cited by examiner

Primary Examiner—M. H. Tung
(74) *Attorney, Agent, or Firm*—Howrey Simon Arnold & White, LLP

(73) Assignee: **iPilot, Inc.**, Schaumburg, IL (US)

(**) Term: **14 Years**

(57) **CLAIM**

The ornamental design for a hand-held barcode scanner, as shown and described.

(21) Appl. No.: **29/131,649**

(22) Filed: **Oct. 25, 2000**

DESCRIPTION

(51) **LOC (7) Cl.** **14-02**

(52) **U.S. Cl.** **D14/426**

(58) **Field of Search** D14/420-31; D19/41-51;
235/375, 378, 385, 454, 462.15, 472.02,
462.46; 382/312-15, 318-19, 321; 250/203.1,
216, 566; D26/37, 45, 50

FIG. 1 is a perspective view of the hand-held barcode scanner;
FIG. 2 is a top plan view of the hand-held barcode scanner;
FIG. 3 is a left side elevational view of the hand-held barcode scanner. The right side elevational view is a mirror image of the left side;
FIG. 4 is a bottom plan view of the hand-held barcode scanner;
FIG. 5 is a front elevational view of the hand-held barcode scanner; and,
FIG. 6 is a rear elevational view of the hand-held barcode scanner.

(56) **References Cited**

U.S. PATENT DOCUMENTS

- D350,735 S * 9/1994 Karlin et al.
- D352,938 S * 11/1994 Karlin
- D377,346 S * 1/1997 Karlin
- D414,760 S * 10/1999 Hetfield et al.

1 Claim, 2 Drawing Sheets

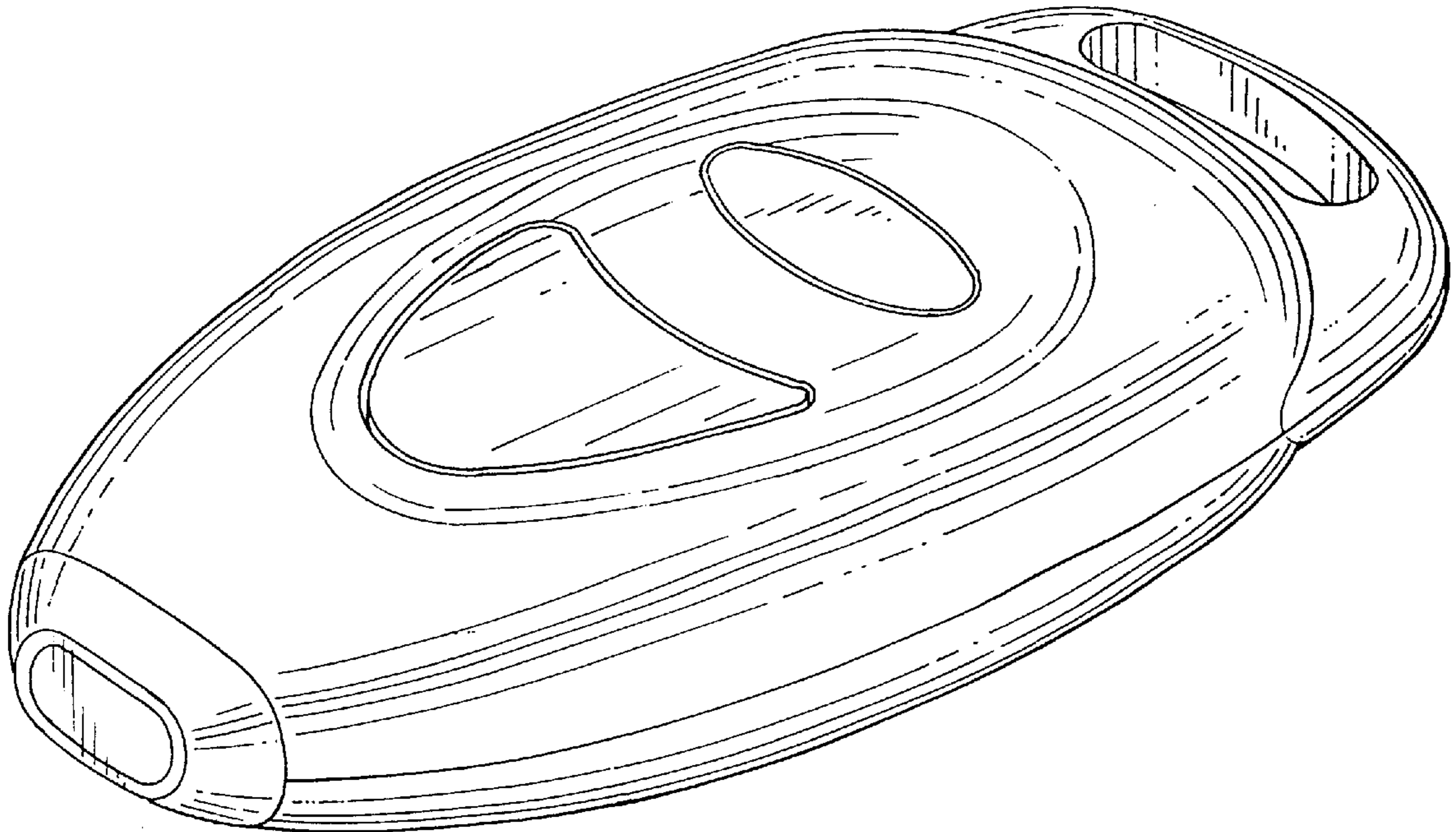


FIG. 1

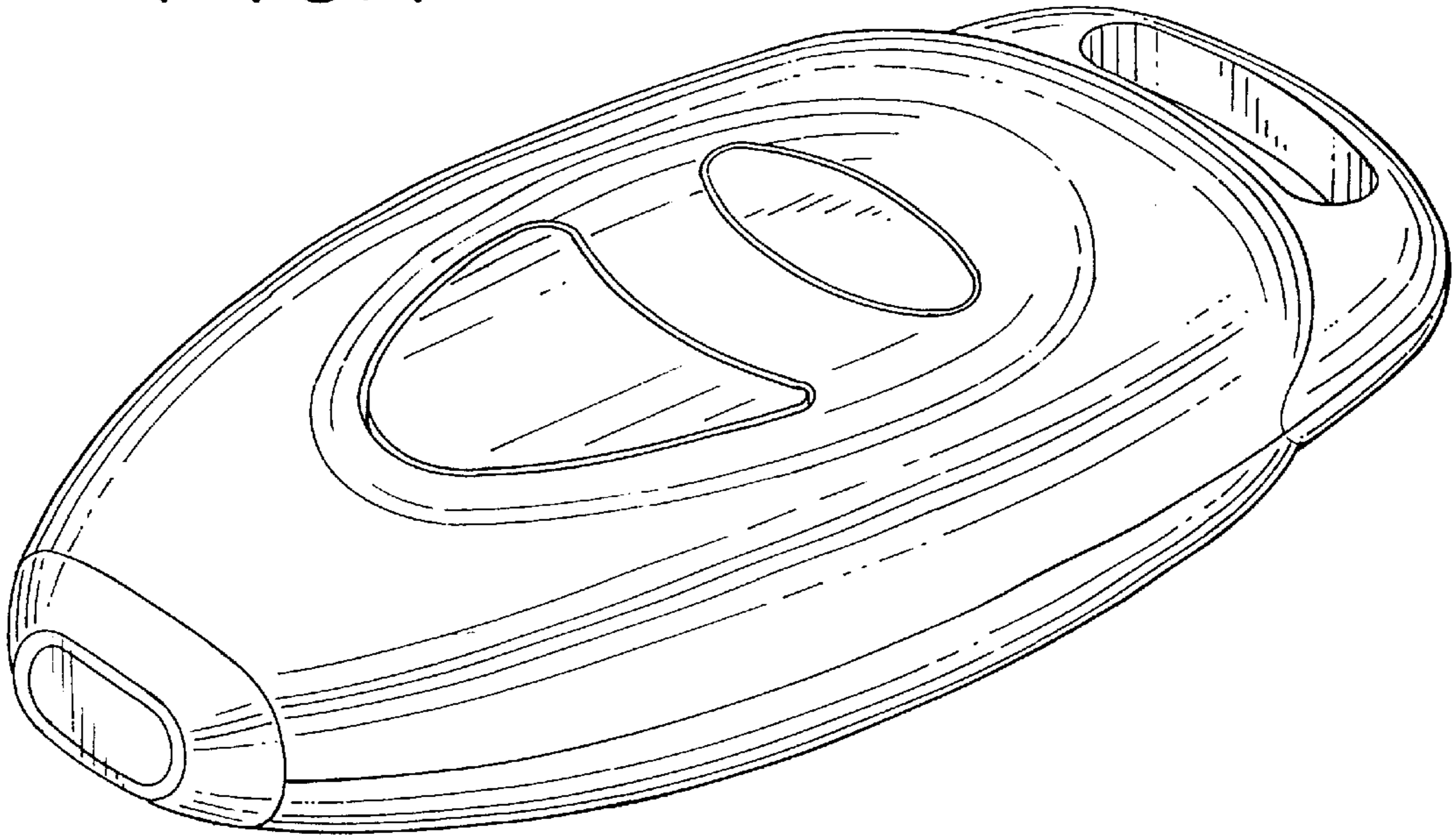


FIG. 2

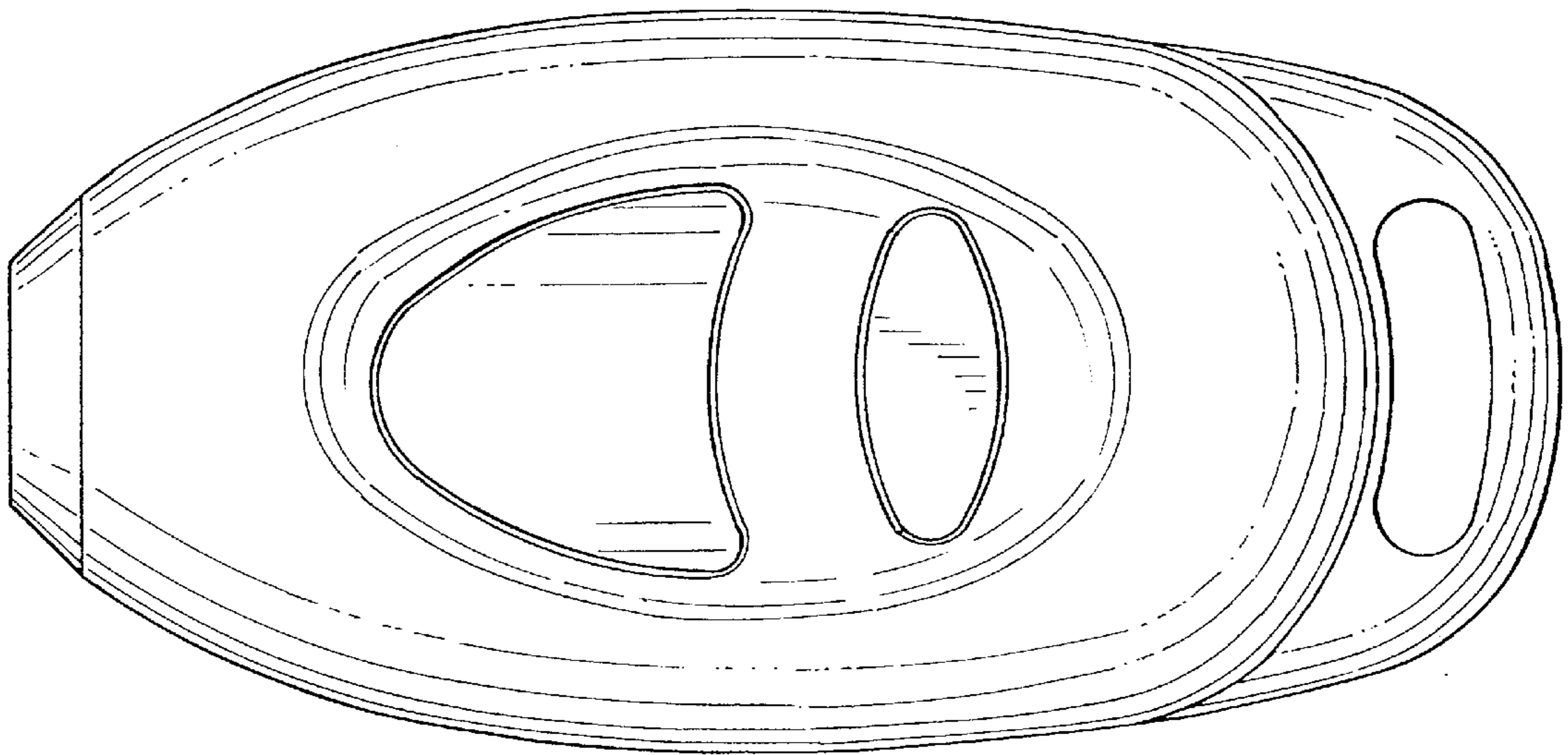


FIG. 3

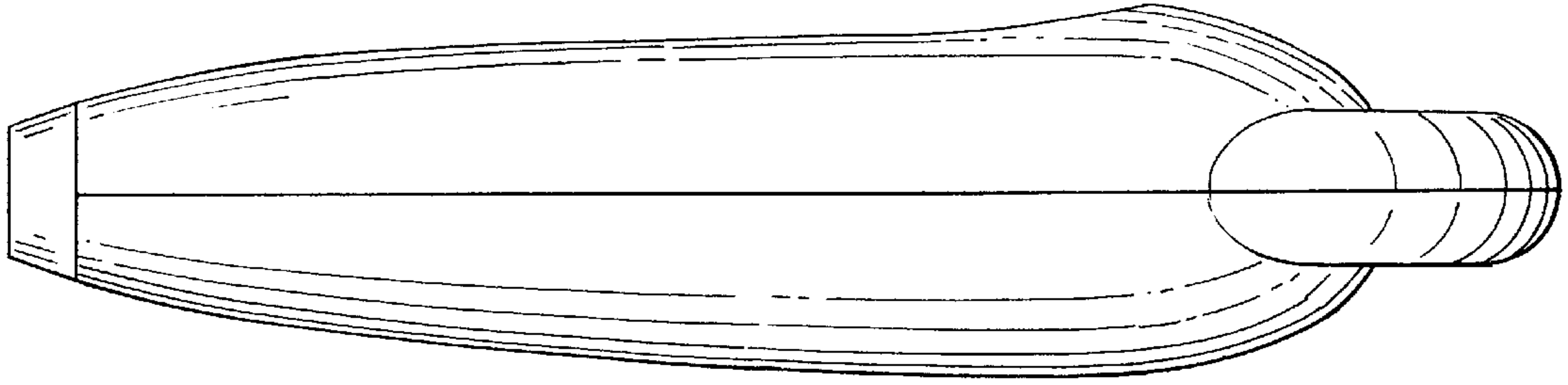


FIG. 4




FIG. 5

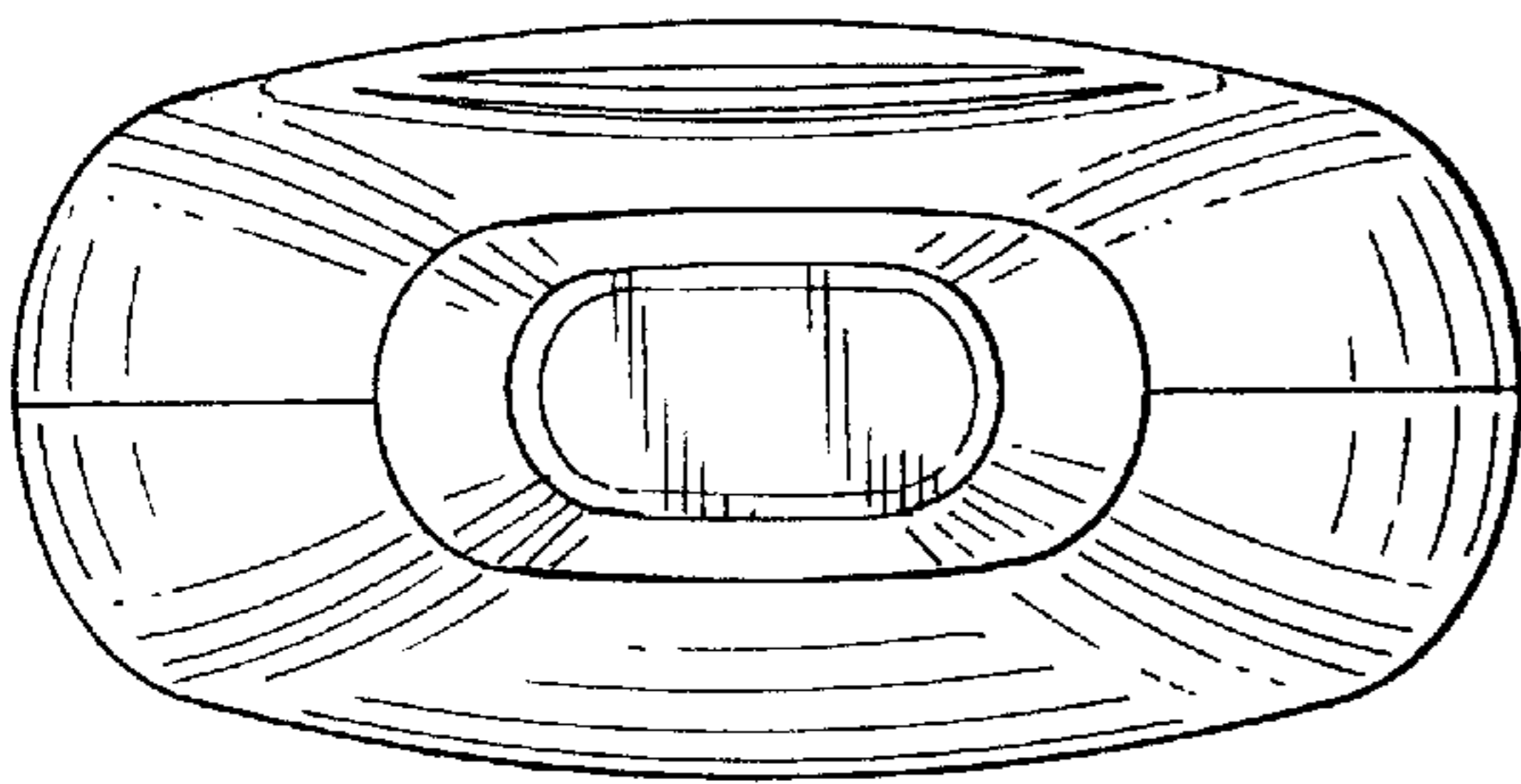


FIG. 6

