



US00D458259S

(12) **United States Design Patent**
Tritschler et al.

(10) **Patent No.:** **US D458,259 S**

(45) **Date of Patent:** **** Jun. 4, 2002**

(54) **KEYBOARD WITH MULTIMEDIA DISPLAY AND ROLLER MODULE**

D389,136 S * 1/1998 Behar et al. D14/398
D410,234 S * 5/1999 Kelley et al. D14/398

(75) Inventors: **Keith J. Tritschler; Peter Sheehan,**
both of Dublin (IE); **John Skeeahan,**
Ramuz; **Denis Pavillard,** Renens, both
of (CH)

* cited by examiner

Primary Examiner—Freda Nunn

(74) *Attorney, Agent, or Firm*—Townsend and Townsend
and Crew LLP

(73) Assignee: **Logitech Europe S.A. (CH)**

(57) **CLAIM**

(**) Term: **14 Years**

The ornamental design for keyboard with multimedia display and roller module, as shown and described.

(21) Appl. No.: **29/137,971**

DESCRIPTION

(22) Filed: **Mar. 1, 2001**

(51) **LOC (7) Cl.** **14-02**

(52) **U.S. Cl.** **D14/398**

(58) **Field of Search** D14/391, 392,
D14/396-398; D18/1, 2, 7; 178/17 A, 17 C;
200/5 A, 5 R, 6 A, 6 R; 235/145 A, 145 R;
341/22, 23; 345/160, 168; 400/484-486,
488, 489, 492

FIG. 1 is a perspective view of a keyboard with multimedia display and roller module showing our new design; FIG. 2 is a top plan view thereof; FIG. 3 is a rear elevational view thereof; FIG. 4 is a left side elevational view thereof; FIG. 5 is a right side elevational view thereof; FIG. 6 is a front elevational view thereof; and, FIG. 7 is a bottom plan view thereof.

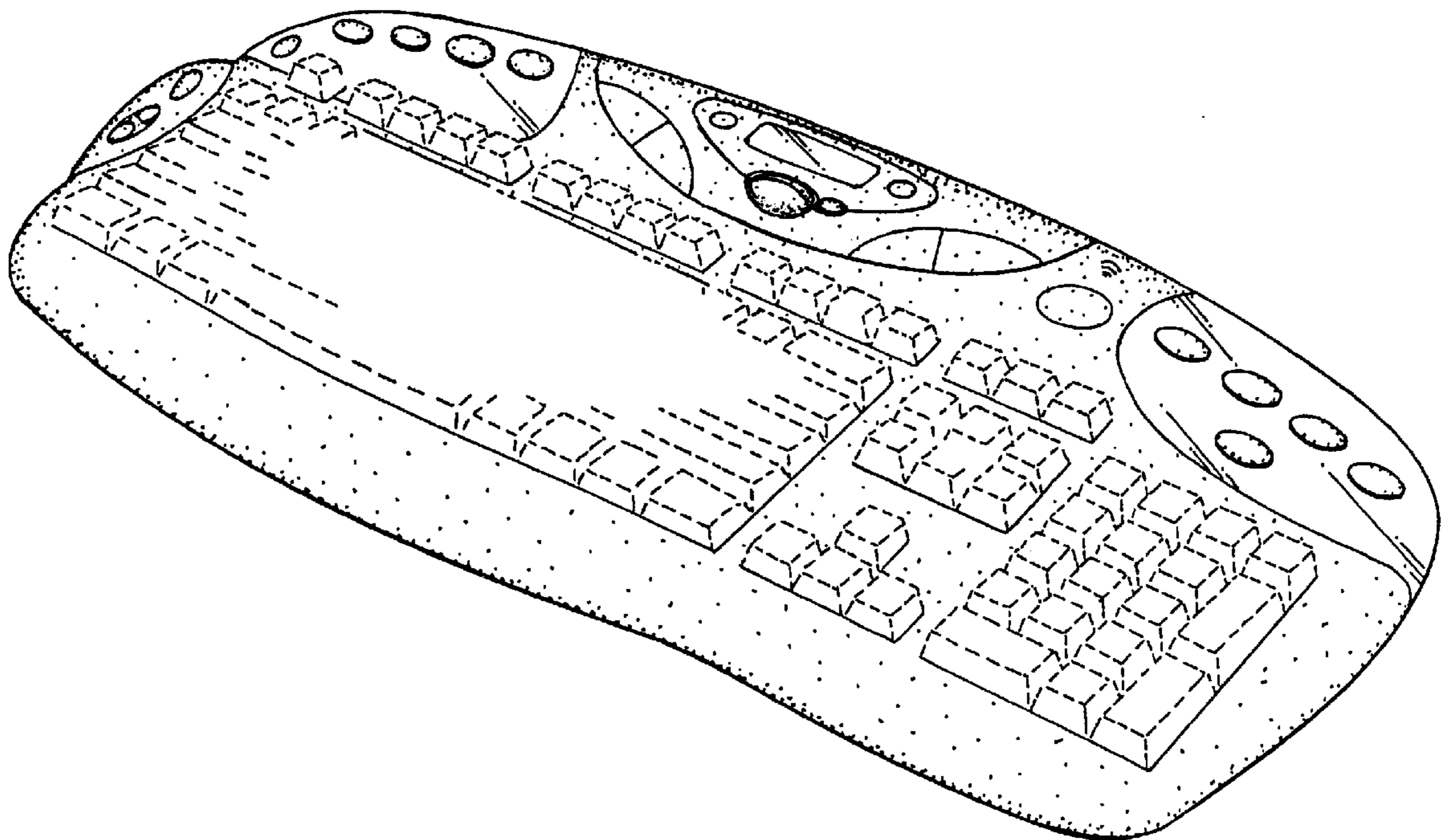
The phantom lining where utilized is for illustrative purposes only and is not intended to limit the claimed component design to the features shown in phantom.

(56) **References Cited**

U.S. PATENT DOCUMENTS

D376,592 S * 12/1996 Tsai D14/398

1 Claim, 3 Drawing Sheets



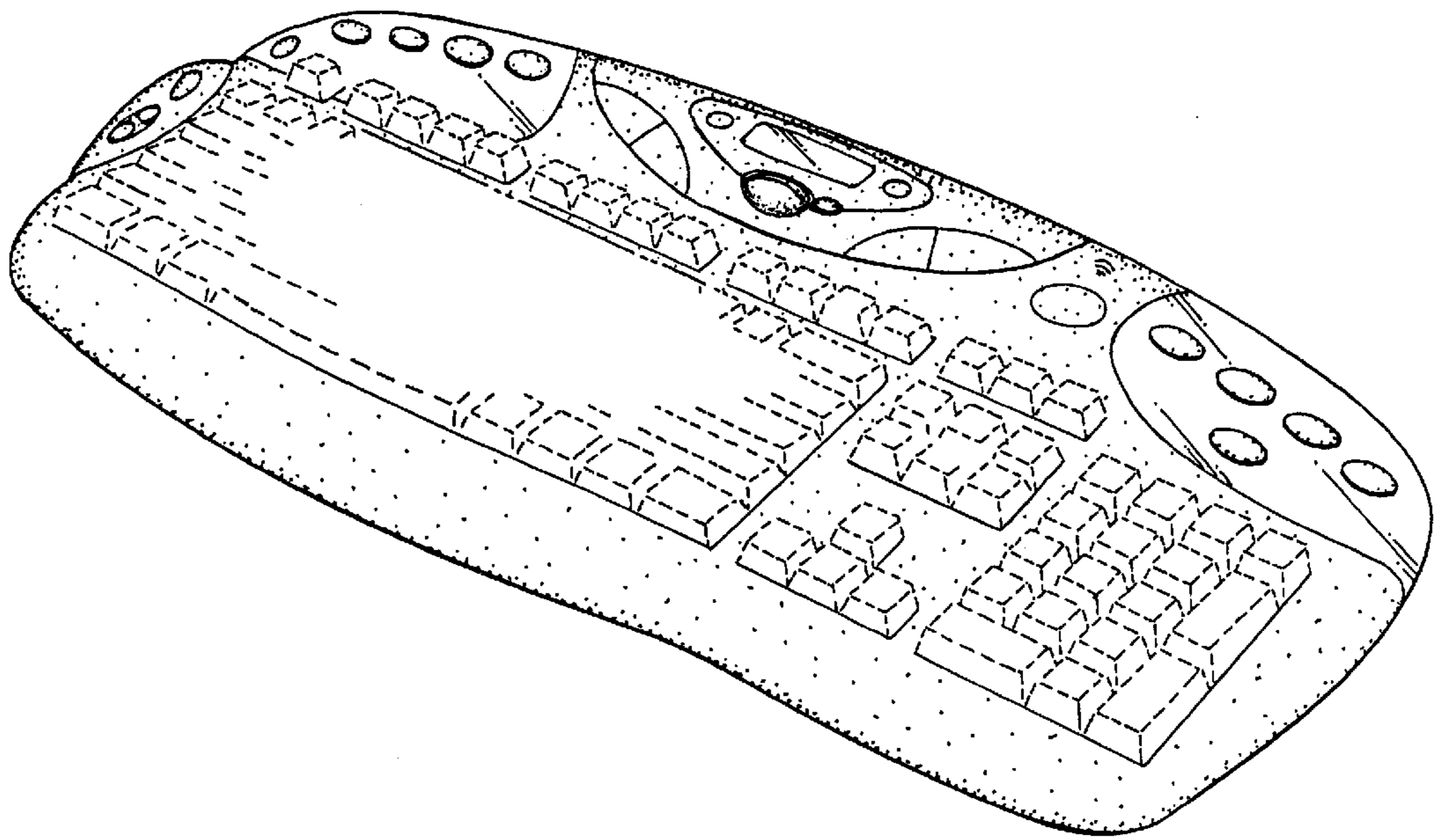


FIG. 1.




FIG. 4.



FIG. 5.

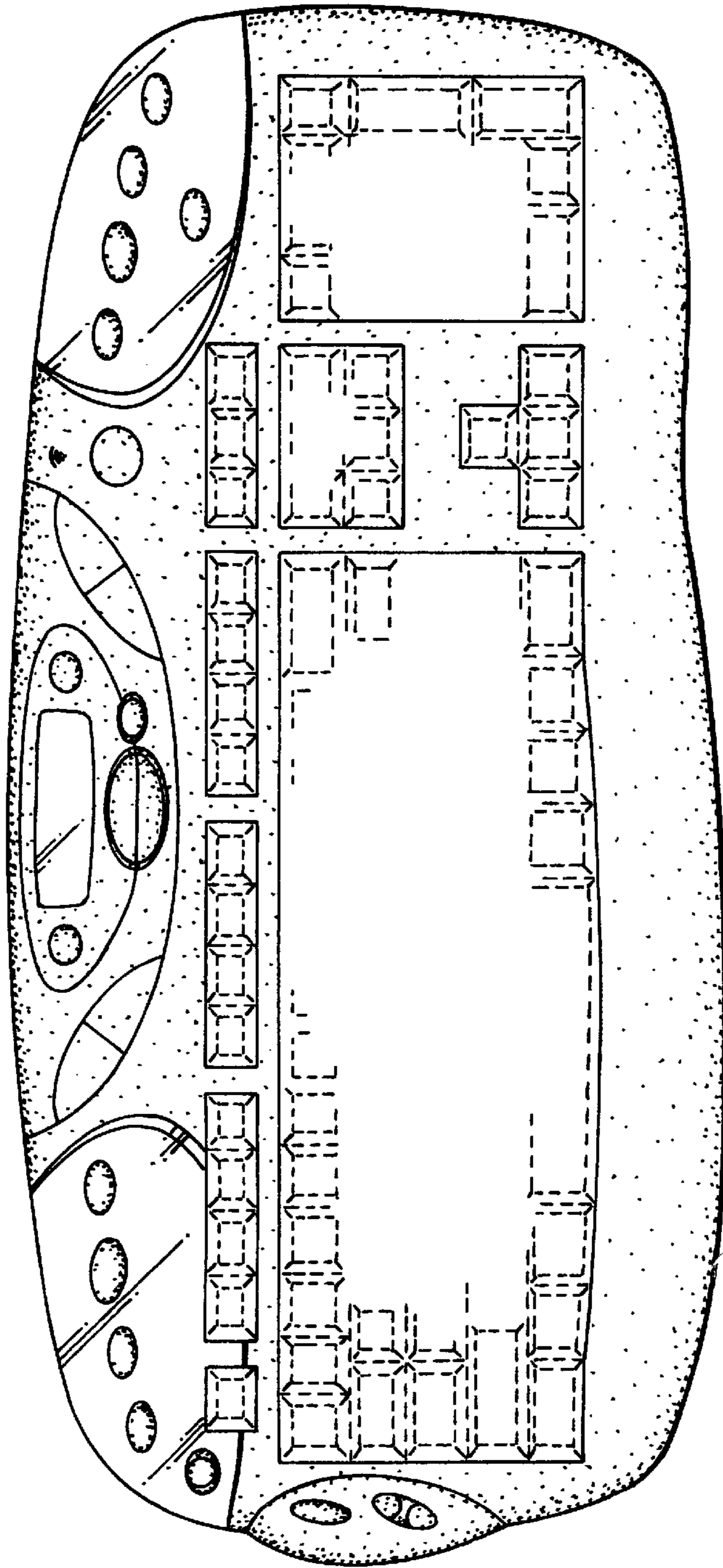


FIG. 2.

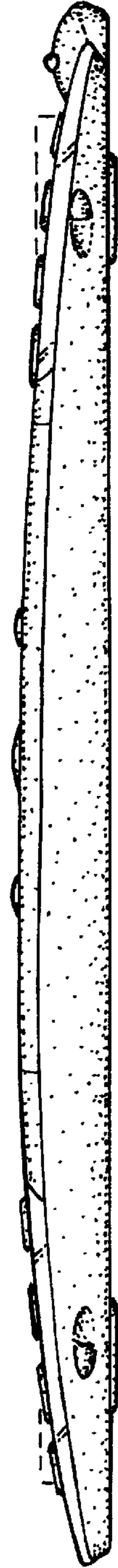


FIG. 3.

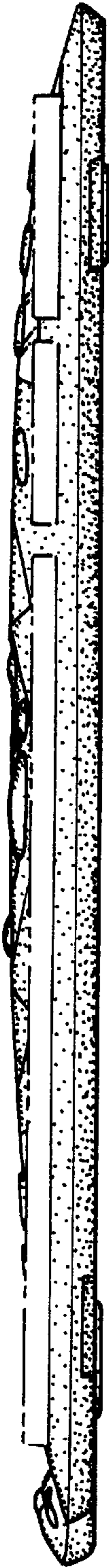


FIG. 6.

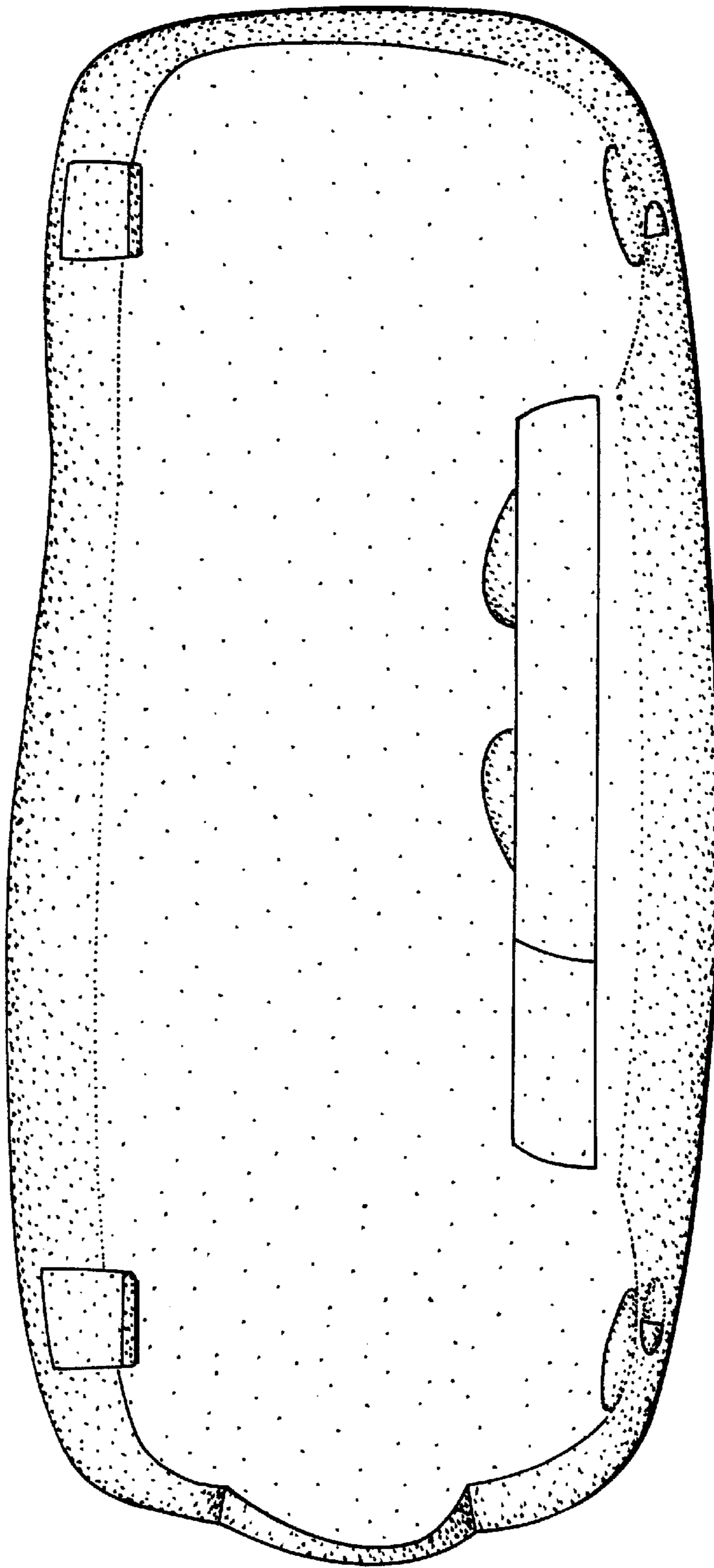


FIG. 7.