



US00D458252S

(12) **United States Design Patent**  
**Palm et al.**

(10) **Patent No.:** **US D458,252 S**

(45) **Date of Patent:** **\*\* Jun. 4, 2002**

(54) **INTERNET APPLIANCE**

(75) Inventors: **Mark E. Palm**, Chandler; **Thomas B. Halden**, Scottsdale; **Stephen M. Sacker**, Tempe, all of AZ (US)

(73) Assignee: **Intel Corporation**, Santa Clara, CA (US)

(\*\*) Term: **14 Years**

(21) Appl. No.: **29/134,270**

(22) Filed: **Dec. 18, 2000**

(51) **LOC (7) Cl.** ..... **14-02**

(52) **U.S. Cl.** ..... **D14/343**

(58) **Field of Search** ..... D14/336, 341, D14/339, 345, 125-129, 390, 343; D19/26, 59, 60; 345/104, 156, 168, 173; 348/180, 184, 325, 739; 349/1, 2, 11, 62; 709/200, 202, 217, 218, 249

(56) **References Cited**

**U.S. PATENT DOCUMENTS**

D385,857 S \* 11/1997 Cohen et al. .... D14/390

5,964,830 A \* 10/1999 Durrett ..... 709/200  
D417,201 S \* 11/1999 Davis ..... D14/343  
6,038,594 A \* 3/2000 Puenta et al. .... 709/217  
D432,124 S \* 10/2000 Pardikes et al. .... D14/336

\* cited by examiner

*Primary Examiner*—Freda Nunn

(74) *Attorney, Agent, or Firm*—Trop, Pruner & Hu, P.C.

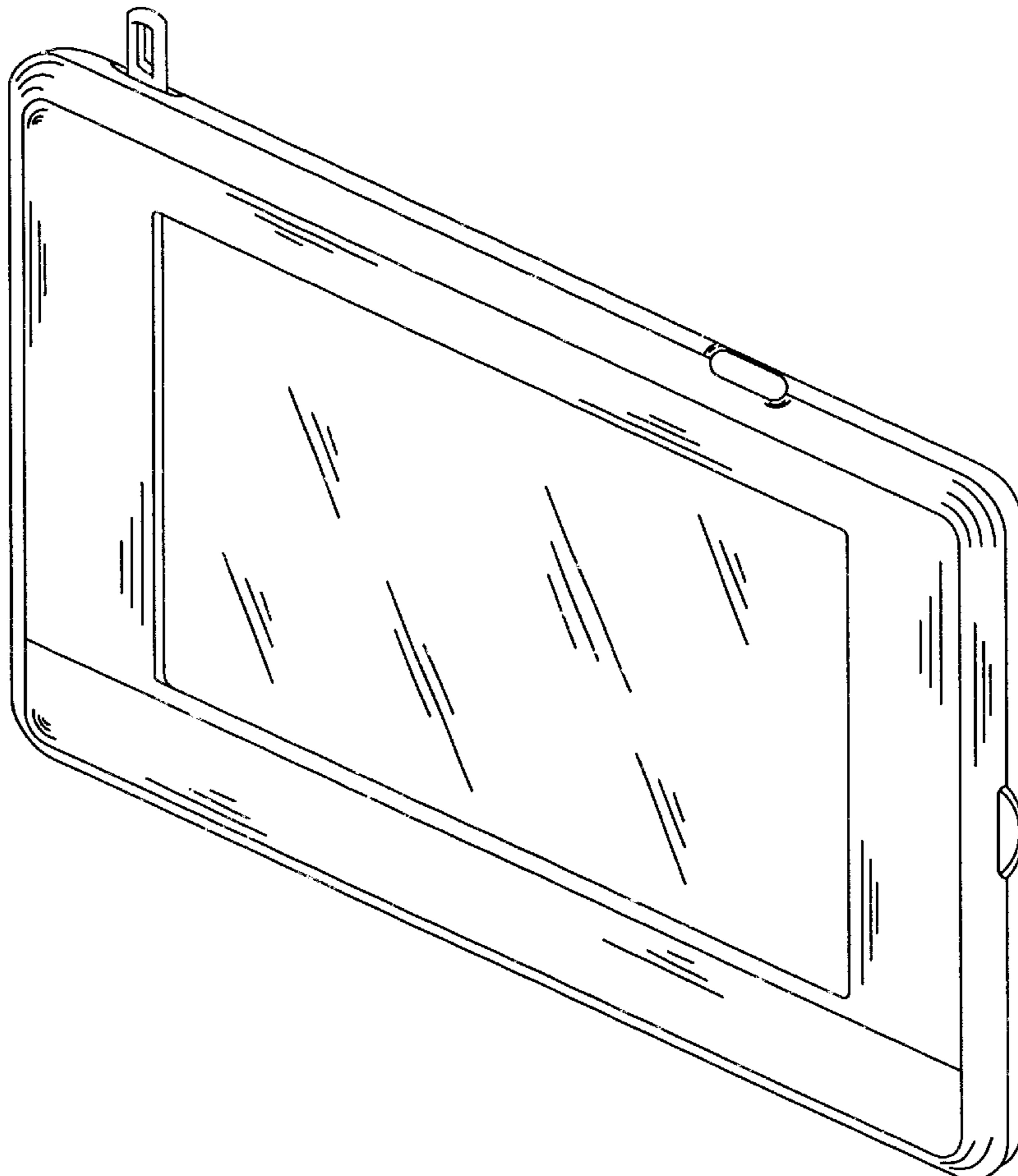
(57) **CLAIM**

The ornamental design for the internet appliance, as shown and described.

**DESCRIPTION**

FIG. 1 is a front elevational view of the internet appliance; FIG. 2 is a back elevational view thereof; FIG. 3 is a left side elevational view thereof; FIG. 4 is a right side elevational view thereof; FIG. 5 is a top plan view thereof; FIG. 6 is a bottom plan view thereof; and, FIG. 7 is a perspective view thereof.

**1 Claim, 5 Drawing Sheets**






FIG. 1

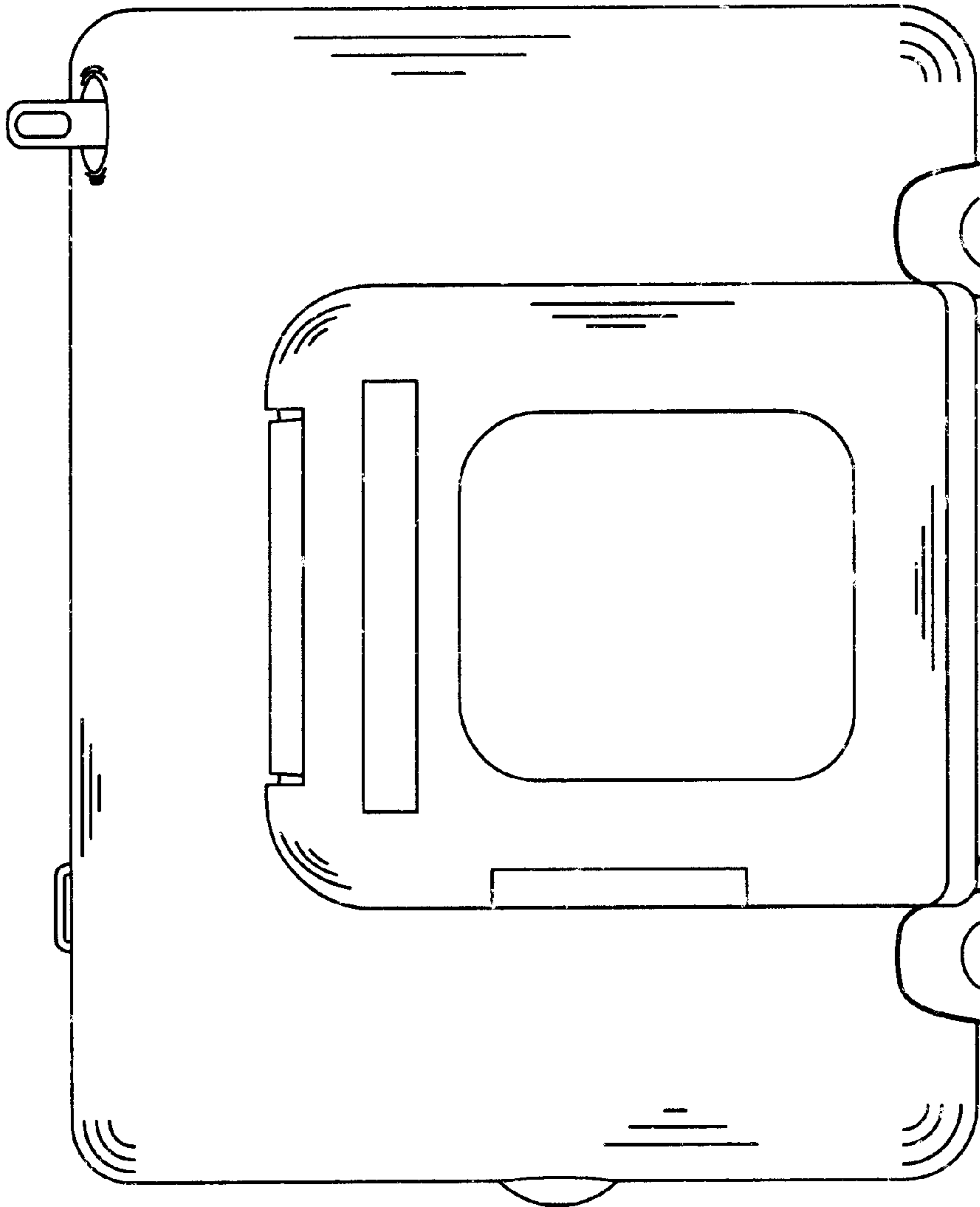


FIG. 2

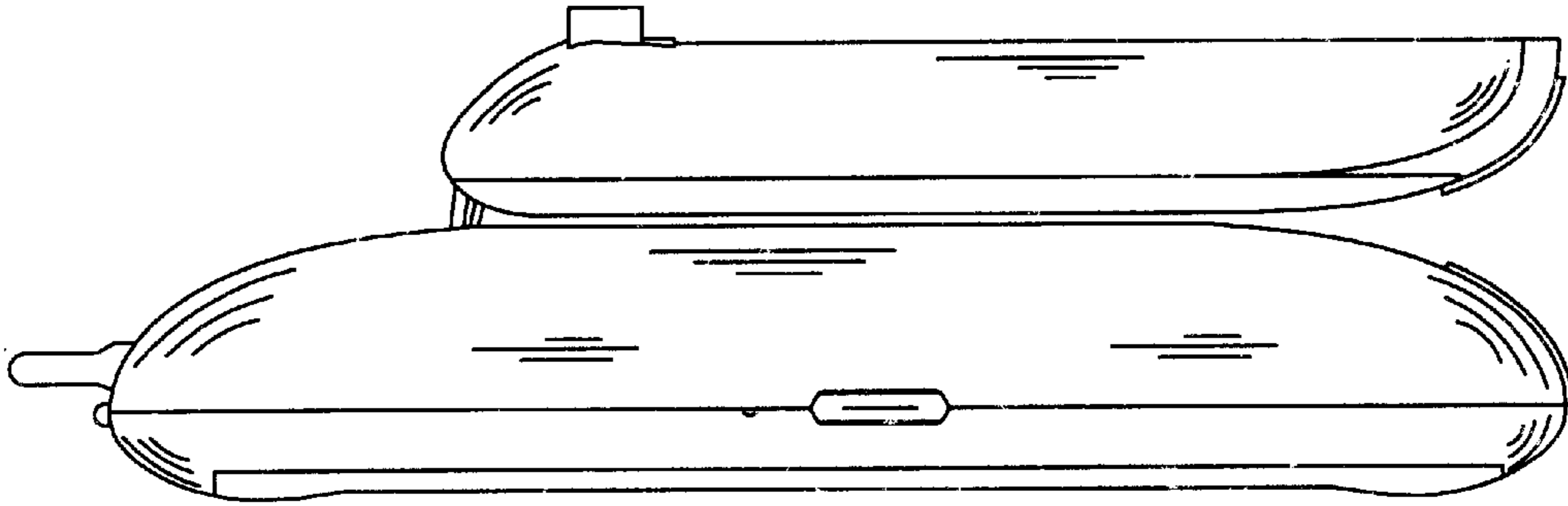


FIG. 4

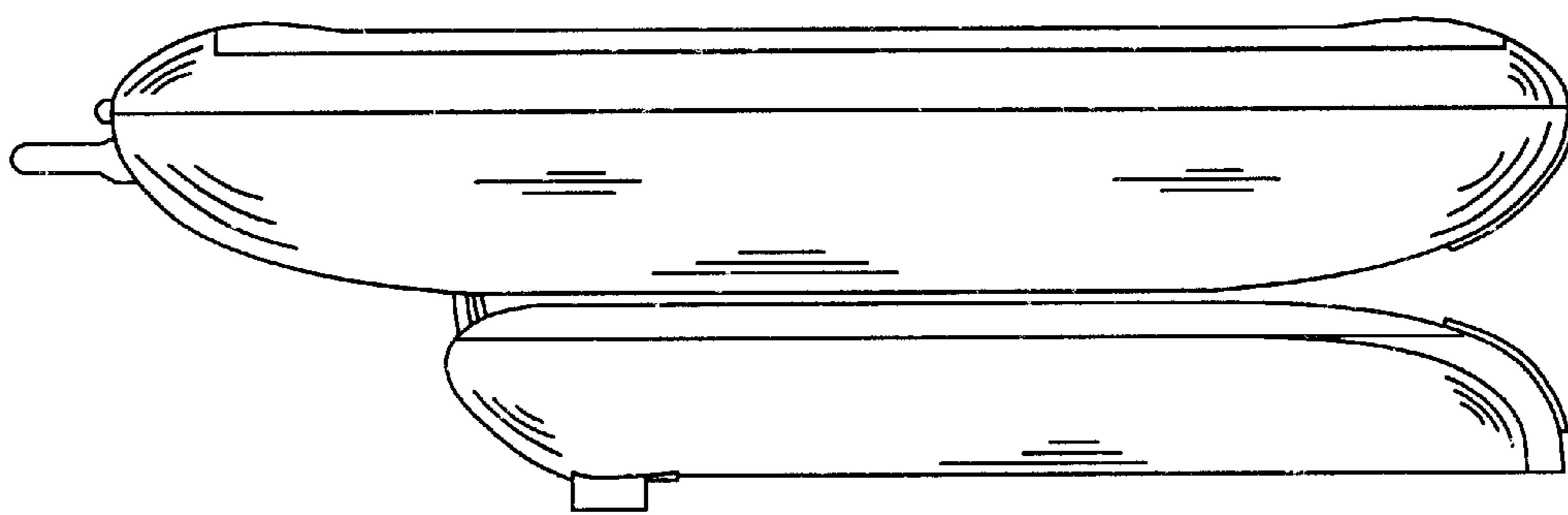


FIG. 3

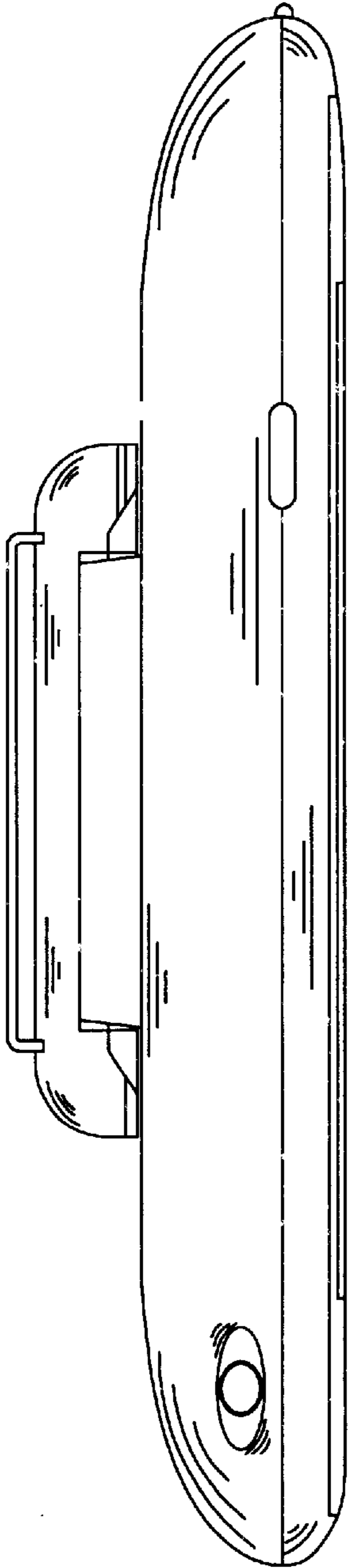


FIG. 5




FIG. 6




FIG. 7