



US00D458245S

(12) **United States Design Patent**
Masuda

(10) **Patent No.:** **US D458,245 S**

(45) **Date of Patent:** **** Jun. 4, 2002**

(54) **HEADSET WITH LOOPBACK BAND**

6,233,345 B1 * 5/2001 Urwyler 381/331

(75) Inventor: **Masahisa Masuda**, Westlinn, OR (US)

* cited by examiner

(73) Assignee: **Matech, Inc.**, Portland, OR (US)

Primary Examiner—Nanda Bondade

(**) Term: **14 Years**

(74) *Attorney, Agent, or Firm*—Marger Johnson & McCollom, P.C.

(21) Appl. No.: **29/143,249**

(57) **CLAIM**

(22) Filed: **Jun. 7, 2001**

The ornamental design for the headset with loopback band, as shown and described.

(51) **LOC (7) Cl.** **14-01**

DESCRIPTION

(52) **U.S. Cl.** **D14/205; D14/192**

(58) **Field of Search** D14/188, 192,
D14/205–206, 223; 181/129–130; 379/430–433;
381/370, 376–381

FIG. 1 is a perspective view of a headset with loopback band showing my new design;

FIG. 2 is a right side elevational view thereof;

FIG. 3 is a front elevational view thereof;

FIG. 4 is a right side elevational view there, the left side view being a mirror image; and,

FIG. 5 is a rear elevational view thereof.


The broken line showing on FIGS. 1–5 is for illustrative purposes only and forms no part of the claimed design.

(56) **References Cited**

U.S. PATENT DOCUMENTS

D399,206 S	*	10/1998	Yasutomi et al.	D14/205
D403,681 S	*	1/1999	Lam	D14/223
D404,035 S	*	1/1999	Delazzer	D14/206
D439,574 S	*	3/2001	Katayama	D14/192 X

1 Claim, 2 Drawing Sheets






FIG.1

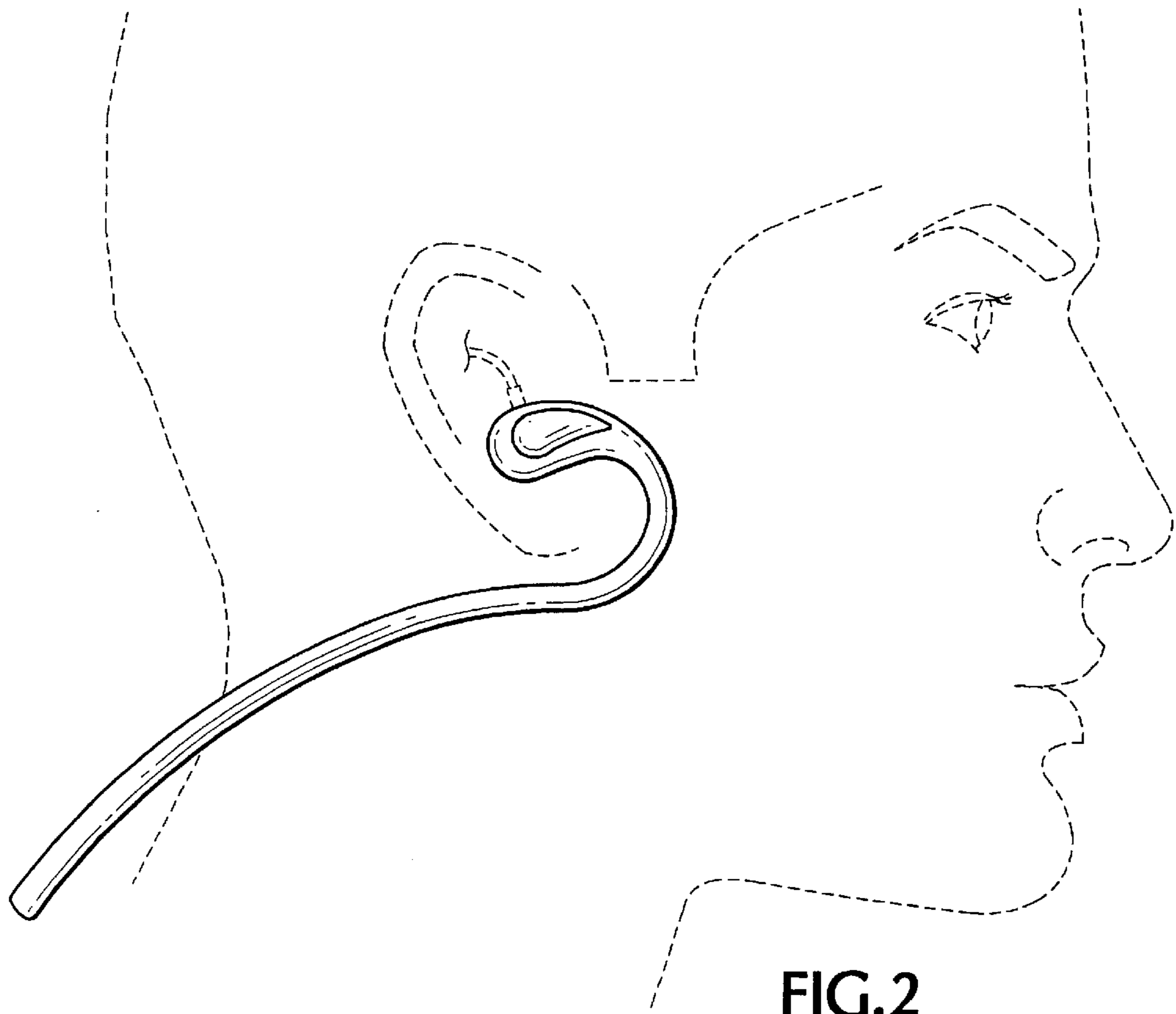


FIG.2

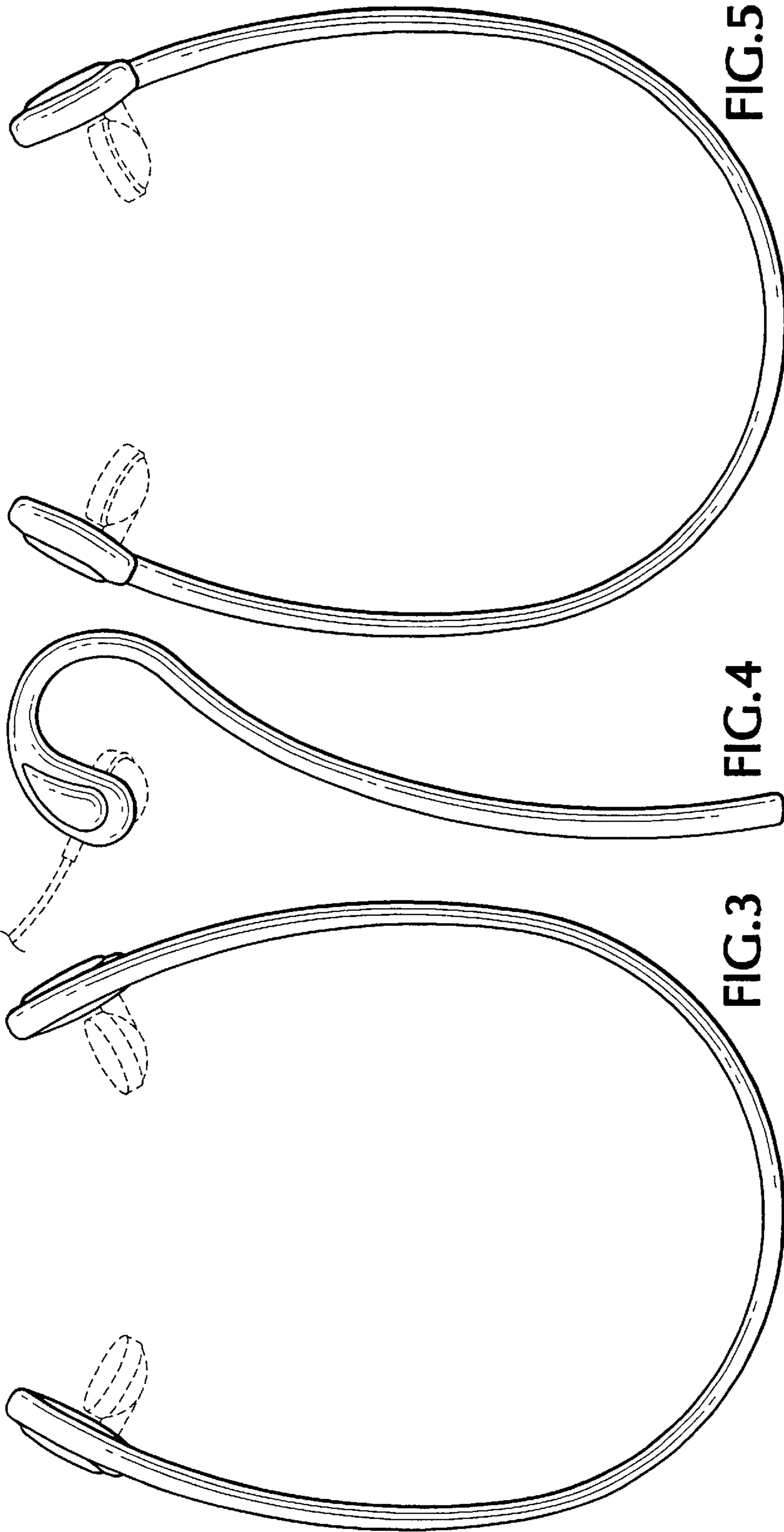


FIG.5

FIG.4

FIG.3