



US00D458238S

(12) **United States Design Patent**  
**Niitsu**

(10) **Patent No.:** **US D458,238 S**

(45) **Date of Patent:** **\*\* Jun. 4, 2002**

(54) **TELEVISION**

(75) **Inventor:** **Takuya Niitsu, Tokyo (JP)**

(73) **Assignee:** **Sony Corporation, Tokyo (JP)**

(\*\*) **Term:** **14 Years**

(21) **Appl. No.:** **29/147,802**

(22) **Filed:** **Sep. 7, 2001**

(51) **LOC (7) Cl.** ..... **14-03**

(52) **U.S. Cl.** ..... **D14/126**

(58) **Field of Search** ..... D14/125-134,  
D14/239, 371, 374-382; D20/10; D6/470,  
449, 450, 396; 248/917-924; 312/7.2; 348/825,  
827, 836, 837, 148, 180, 184, 325, 739;  
341/12; 349/1, 2, 11, 62; 345/104, 133,  
156, 168, 173

D441,732 S 5/2001 Ota  
D445,098 S 7/2001 Matsuoka et al.  
D448,029 S \* 9/2001 Baek ..... D14/374

**FOREIGN PATENT DOCUMENTS**

JP 1010557 5/1998

**OTHER PUBLICATIONS**

Panasonic catalog, p. 1, Oct. 9, 1997.\*

\* cited by examiner

*Primary Examiner*—Raphael Barkai

(74) *Attorney, Agent, or Firm*—Rader, Fishman & Grauer, PLLC

(57) **CLAIM**

The ornamental design for a television, as shown and described.

**DESCRIPTION**

FIG. 1 is a perspective view of a television showing my new design;

FIG. 2 is a front elevational view thereof;

FIG. 3 is a rear elevational view thereof;

FIG. 4 is a left side elevational view thereof;

FIG. 5 is a right side elevational view thereof;

FIG. 6 is a top plan view thereof; and,


FIG. 7 is a bottom plan view thereof.


**1 Claim, 4 Drawing Sheets**

(56) **References Cited**

**U.S. PATENT DOCUMENTS**

D357,912 S \* 5/1995 Martin ..... D14/374  
D364,395 S \* 11/1995 Uratani ..... D14/374  
5,582,373 A \* 12/1996 Baudot ..... 248/917  
D412,891 S 8/1999 Sumii  
D416,876 S \* 11/1999 Yin ..... D14/126  
D424,068 S \* 5/2000 Takemasa ..... D14/126  
D424,538 S \* 5/2000 Hayashi ..... D20/10  
D432,103 S \* 10/2000 Mitsuhashi ..... D14/126  
D438,848 S \* 3/2001 Kita ..... D14/126





**Fig. 1**




Fig. 2

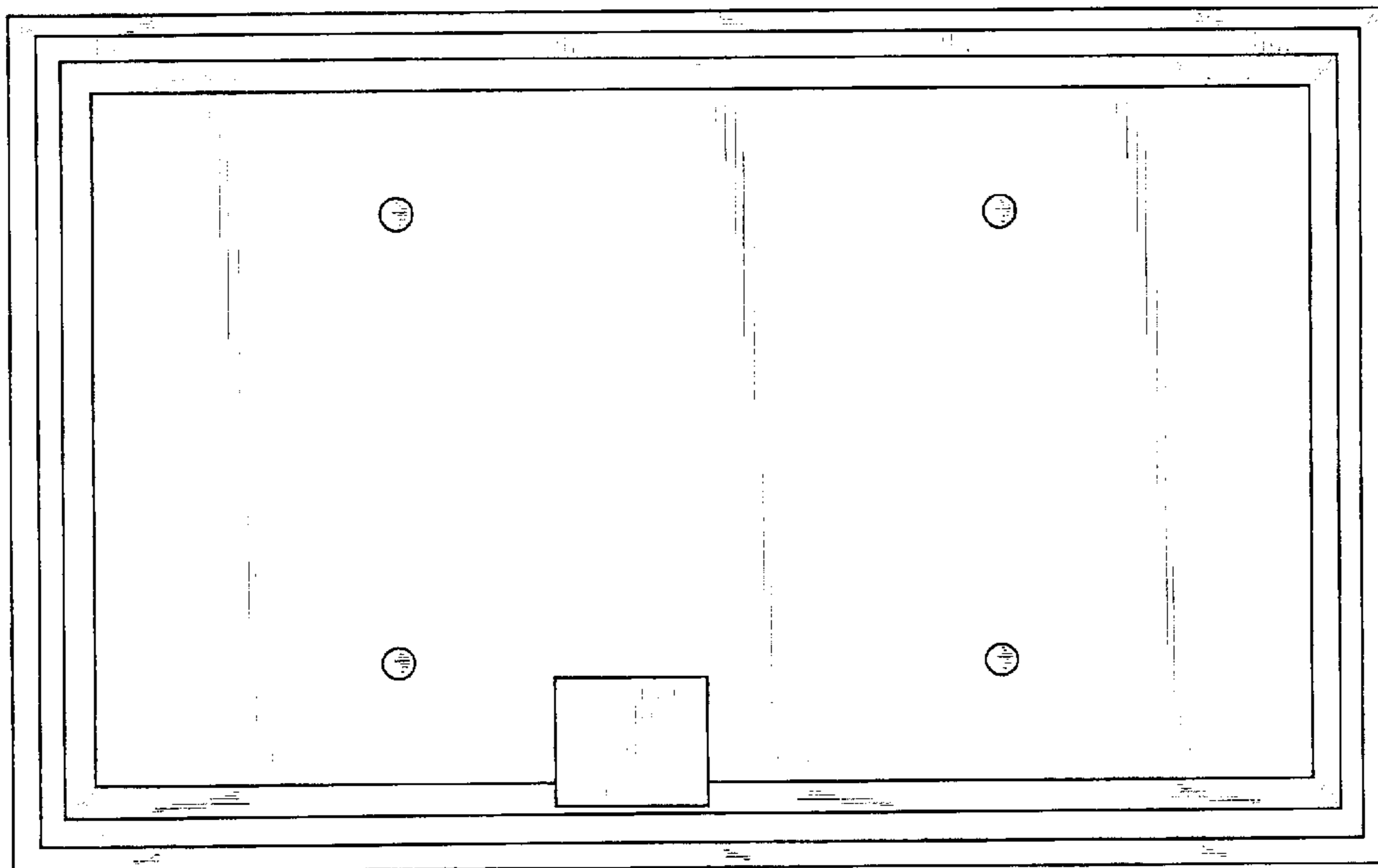


Fig. 3



**Fig. 4**



**Fig. 5**




Fig. 6




Fig. 7