



US00D458216S

(12)

United States Design Patent
Warchol et al.

(10)

Patent No.: US D458,216 S

(45)

Date of Patent: ** Jun. 4, 2002

(54) **TIRE TREAD**

D446,481 S * 8/2001 Guspodin et al. D12/603

(75)

Inventors: **Thomas Stephen Warchol**, Broadview Heights; **Walter Lee Welker**, Akron, both of OH (US)

(73)

Assignee: **The Goodyear Tire & Rubber Company**, Akron, OH (US)

(**)

Term: **14 Years**

(21)

Appl. No.: **29/150,807**

(22)

Filed: **Nov. 20, 2001**

(51)

LOC (7) Cl. 12-15

(52)

U.S. Cl. D12/602

(58)

Field of Search D12/560, 561, D12/566, 567, 579, 596, 597, 600, 602, 603, 900; 152/209.1, 209.9, 209.12, 209.18, 209.25

(56)

References Cited

U.S. PATENT DOCUMENTS

D294,134 S	*	2/1988	Graas	D12/596
D294,926 S	*	3/1988	Nishio et al.	D12/602
D394,031 S	*	5/1998	Galante et al.	D12/602
D425,831 S	*	5/2000	Heinen	D12/567
D445,372 S	*	7/2001	Lassan et al.	D12/603

OTHER PUBLICATIONS

Centennial Centrax Tire, 2000 Tread Design Guide, Jan. 2000, p. 20. 2/1.*

* cited by examiner

Primary Examiner—Robert M. Spear
(74) *Attorney, Agent, or Firm*—David L. King

(57)

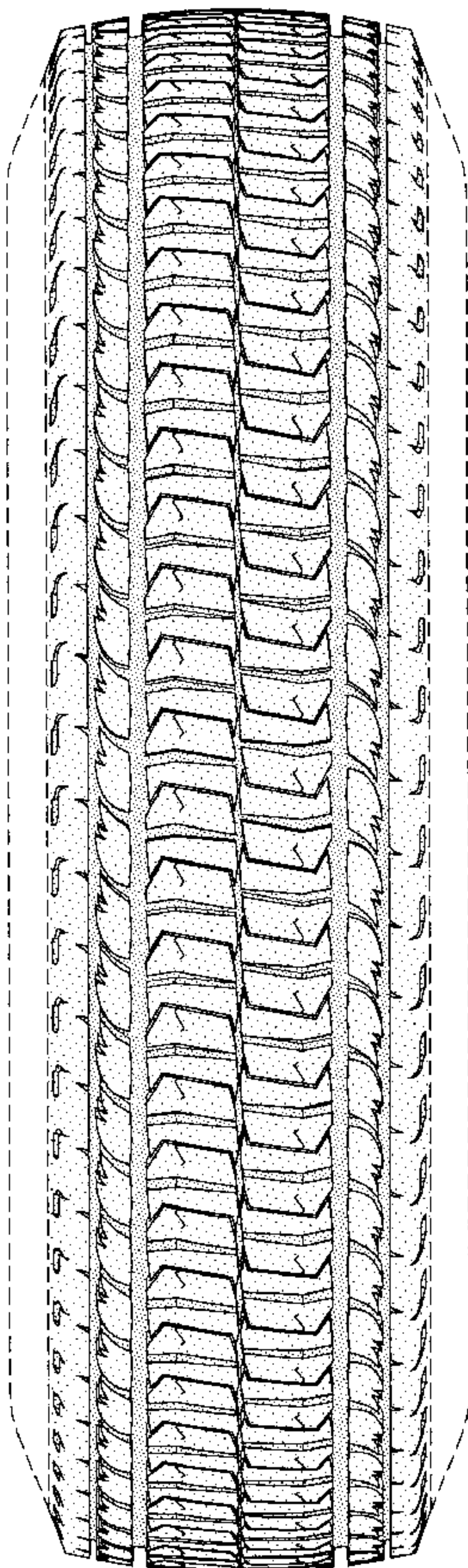
CLAIM

The ornamental Design for a tire tread, as shown and described.

DESCRIPTION

FIG. 1 is a perspective view of a tire tread showing our new design, it being understood that the pattern repeats uniformly throughout the circumference of the tread; FIG. 2 is a front elevational view thereof; and, FIG. 3 is a side elevational view thereof, the opposite side elevational view being identical thereto. In the drawings, the broken lines defining the sidewall and inner bead and the peripheral boundary between the tire tread and the sidewall are for illustrative purposes only and form no part of the claimed design.

1 Claim, 3 Drawing Sheets



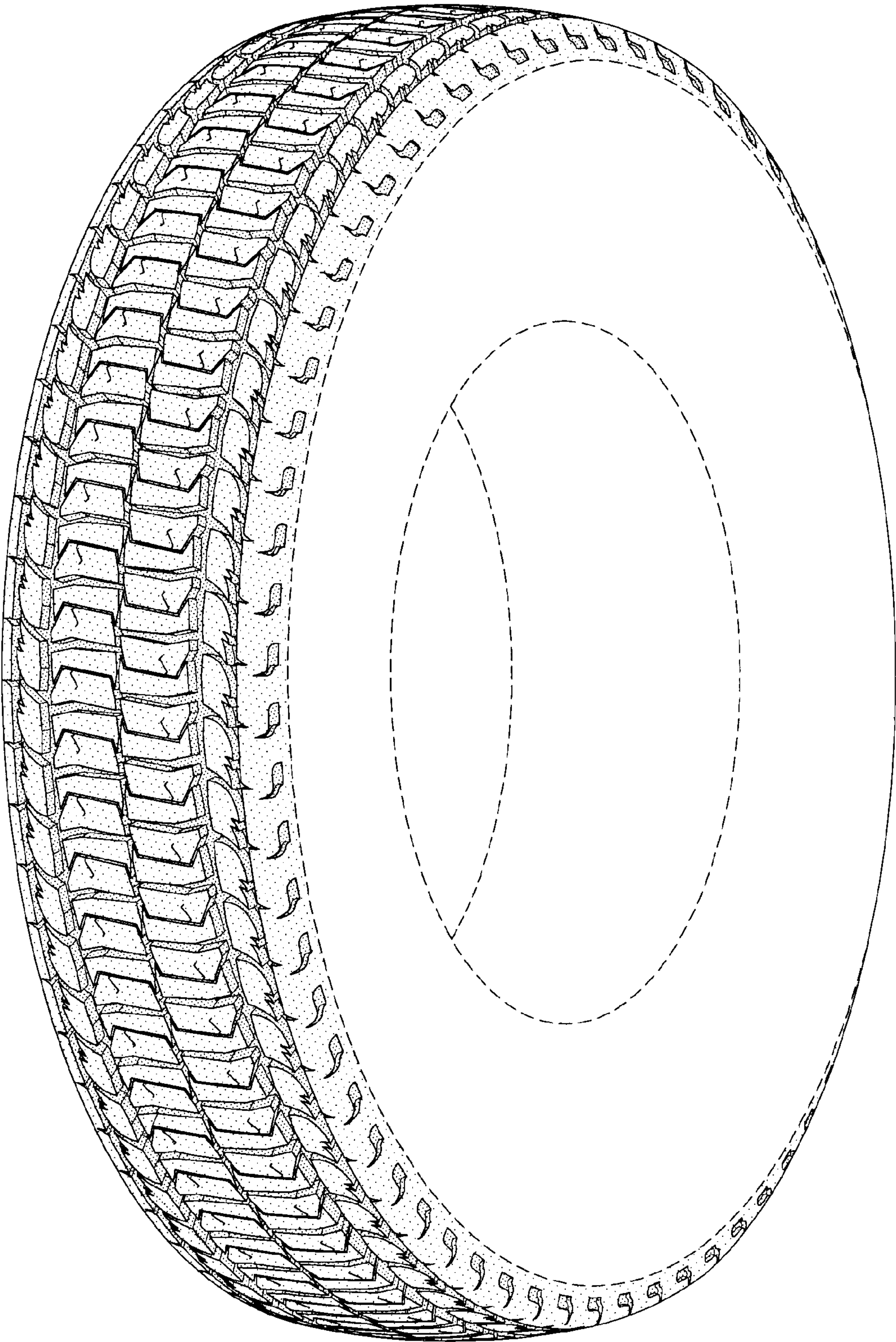


FIG-1

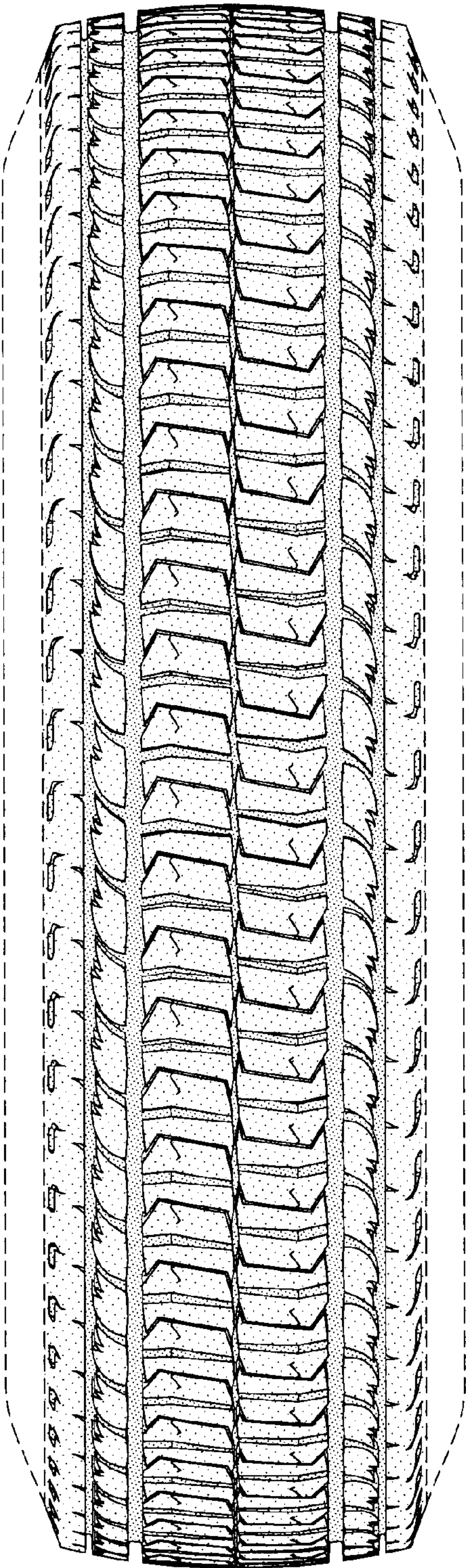


FIG-2




FIG-3