



US00D458212S

(12) **United States Design Patent**
Guspodin

(10) **Patent No.:** **US D458,212 S**

(45) **Date of Patent:** **** Jun. 4, 2002**

(54) **TIRE TREAD**

(75) **Inventor:** **James G. Guspodin**, Akron, OH (US)

(73) **Assignee:** **Bridgestone/Firestone North American Tire, LLC**, Nashville, TN (US)

(**) **Term:** **14 Years**

(21) **Appl. No.:** **29/136,665**

(22) **Filed:** **Feb. 5, 2001**

(51) **LOC (7) Cl.** **12-15**

(52) **U.S. Cl.** **D12/582**

(58) **Field of Search** D12/579, 582,
D12/585, 588, 599, 602, 603; 152/209.1,
209.9, 209.11, 209.12, 209.13, 209.18,
209.19, 209.25, 209.27

(56) **References Cited**

U.S. PATENT DOCUMENTS

D392,226 S	*	3/1998	Alan et al.	D12/585
D394,622 S	*	5/1998	Guspodin et al.	D12/585
D412,144 S	*	7/1999	Demagall et al.	D12/585
D423,424 S		4/2000	Ikeda	D12/147
D424,987 S		5/2000	Vinasse	D12/147
D442,126 S		5/2001	Allison	D12/147
D444,429 S		7/2001	Vinasse	D12/147
D444,741 S		7/2001	Williams	D12/147

OTHER PUBLICATIONS

Michelin MX4 Tire, 1999 Tread Design Guide, Jan. 1999, p. 50. 1/5.*

Yokohama Avid Touring Tire, 1999 Tread Design Guide, Jan. 1999, p. 78. 4/2.*

Aurora Radial 847 Tire, 2000 Tread Design Guide, Jan. 2000, p. 14. 1/1.*

Duralon Widetrack Radial H/R Tire, 2000 Tread Design Guide, Jan. 2000, p. 27 3/2.*

Hankook Ventus H101 Tire, 2000 Tread Design Guide, Jan. 2000, p. 37. 3/1.*

* cited by examiner

Primary Examiner—Robert M. Spear

(74) *Attorney, Agent, or Firm*—Thomas R. Kingsbury; Michael Sand; John H. Hornickel

(57) **CLAIM**

The ornamental design for a tire tread, as shown and described.

DESCRIPTION

FIG. 1 is a side perspective view of a tire tread showing my new design, it being understood that the tread pattern is repeated throughout the circumference of the tire tread, the opposite side being the same as that shown;

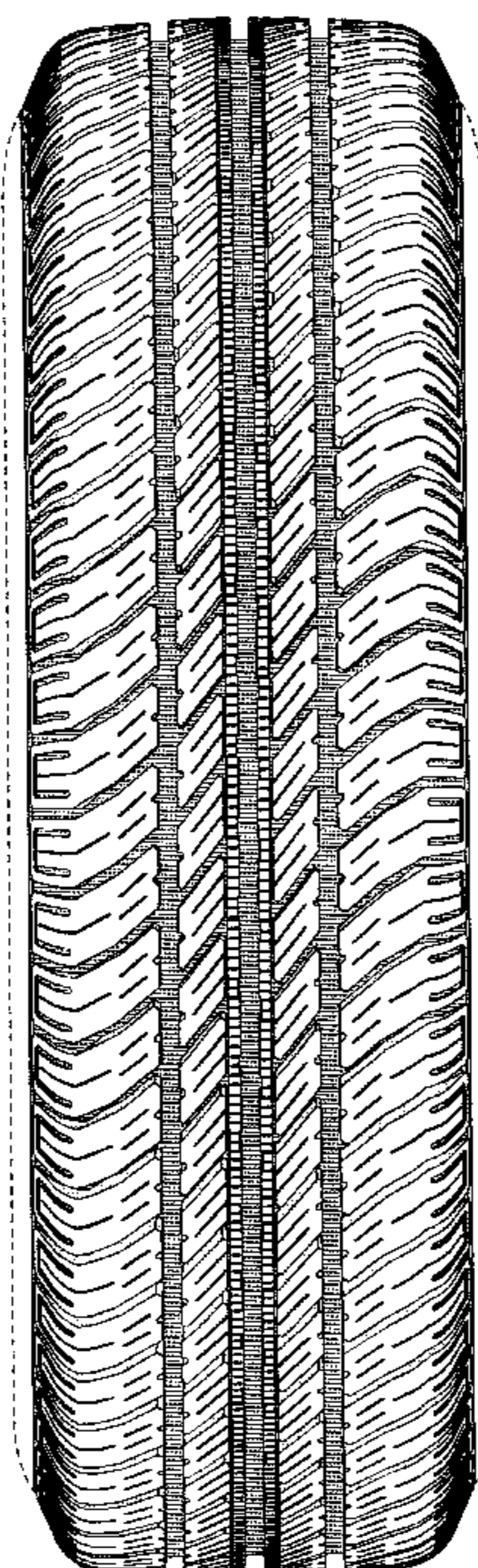
FIG. 2 is a front elevational view thereof;

FIG. 3 is a reduced scale side elevational view of the right side thereof, the opposite side being identical thereto; and,

FIG. 4 is an enlarged fragmentary side perspective view thereof.

The broken lines defining the tire sidewall and inner bead are for illustrative purposes only and form no part of the claimed design.

1 Claim, 4 Drawing Sheets



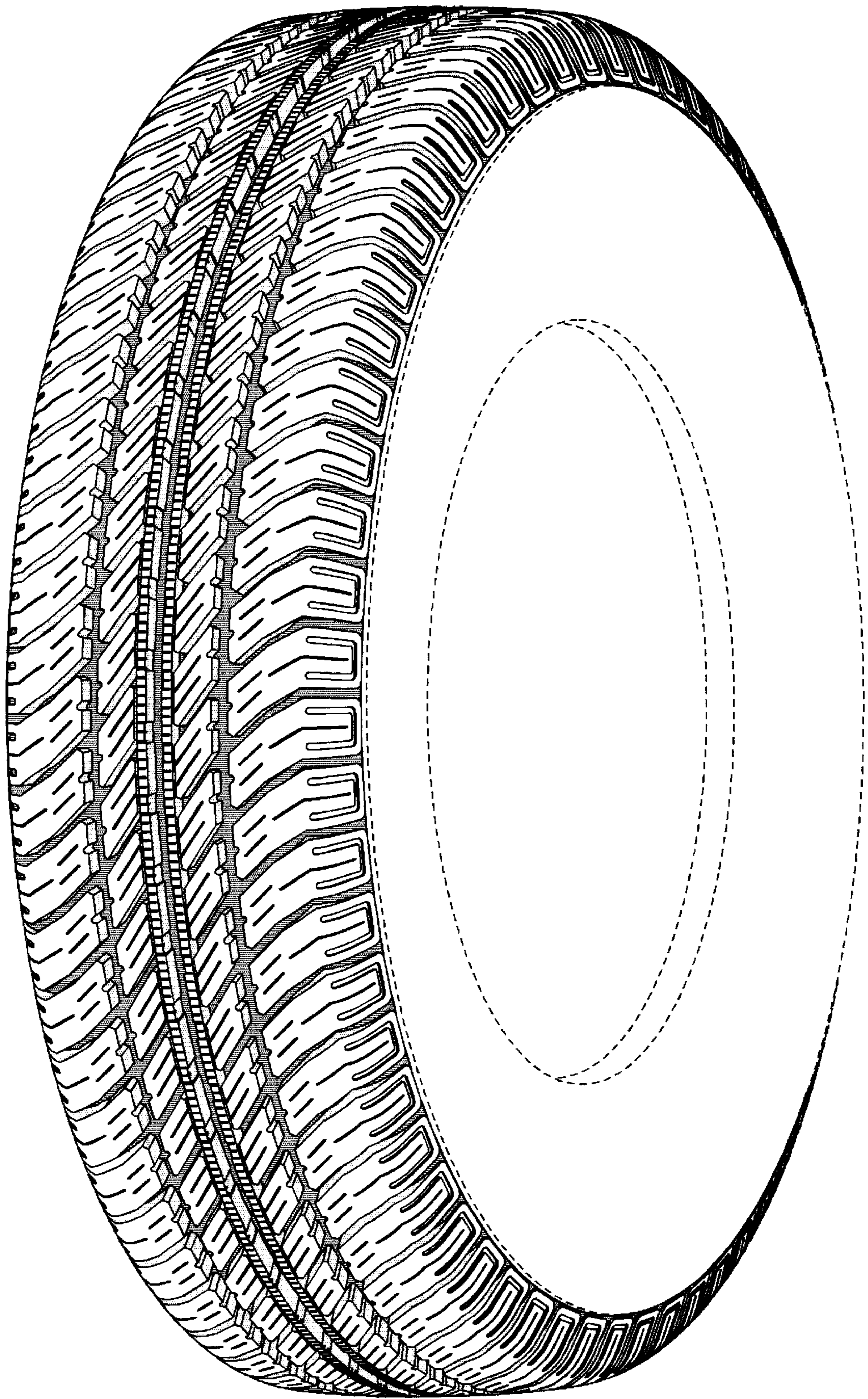


FIG-1

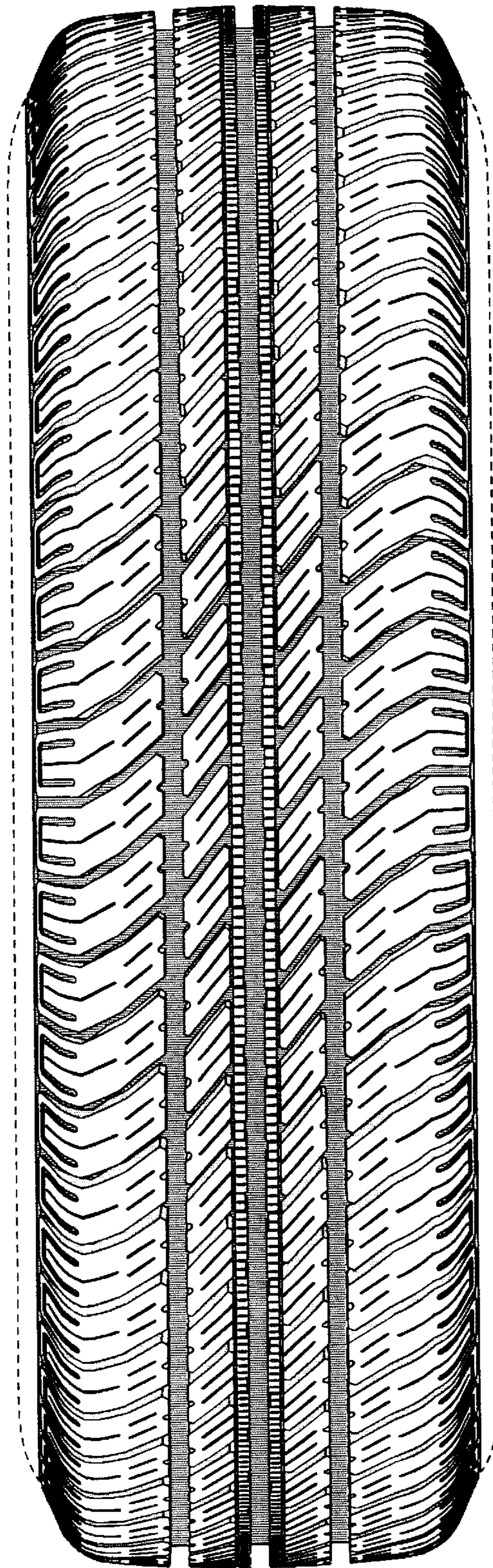


FIG-2

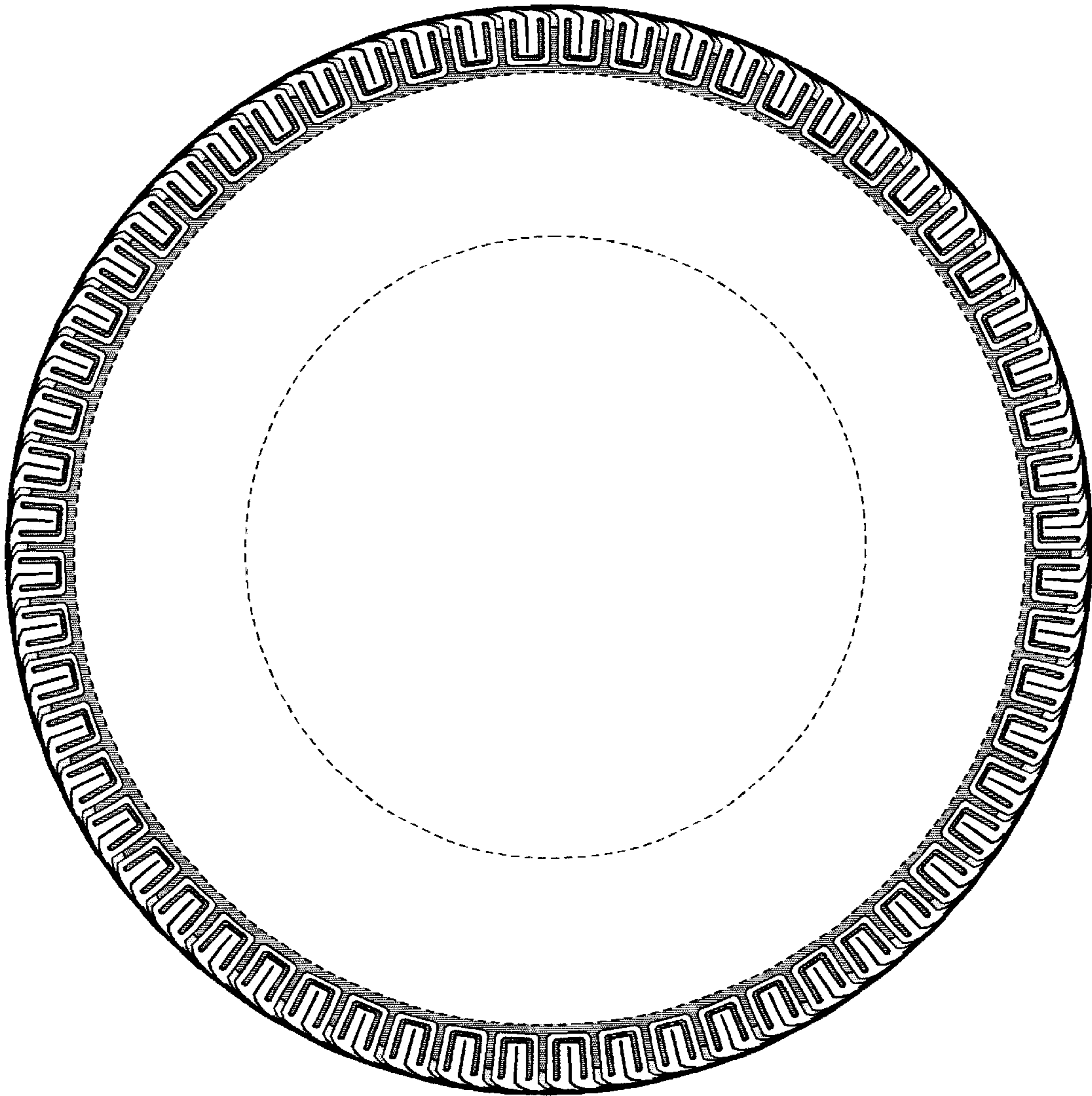


FIG-3

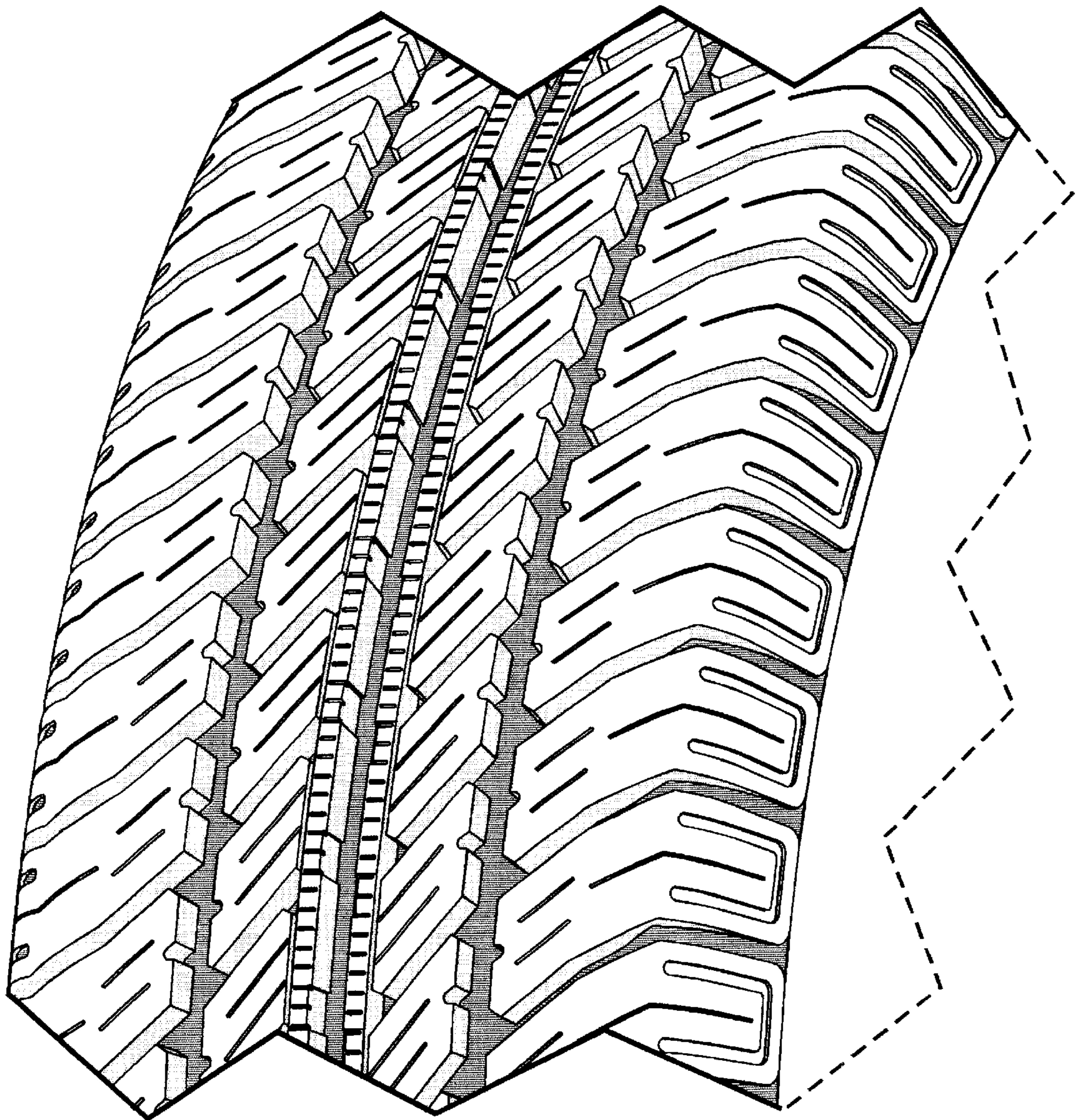


FIG-4