



US00D458191S

(12) **United States Design Patent**
Tateishi

(10) **Patent No.:** **US D458,191 S**

(45) **Date of Patent:** **** Jun. 4, 2002**

(54) **SCOOTER**

(75) Inventor: **Yasushi Tateishi, Wako (JP)**

(73) Assignee: **Honda Giken Kogyo Kabushiki Kaisha, Tokyo (JP)**

(**) Term: **14 Years**

(21) Appl. No.: **29/145,326**

(22) Filed: **Jul. 23, 2001**

(30) **Foreign Application Priority Data**

Jan. 23, 2001 (JP) 2001-001274

(51) **LOC (7) Cl.** **12-11**

(52) **U.S. Cl.** **D12/110**

(58) **Field of Search** D12/110; 180/219, 180/230, 311; 280/274, 275, 281.1, 288.1-288.3

(56) **References Cited**

U.S. PATENT DOCUMENTS

D124,783 S * 1/1941 Salsbury D12/110
2,454,046 A * 11/1948 Fields 280/274

3,101,822 A * 8/1963 Clemens 180/230 X
3,212,791 A * 10/1965 Edwins 280/275
D242,238 S * 11/1976 Richardson D12/110

* cited by examiner

Primary Examiner—Alan P. Douglas

Assistant Examiner—Linda Brooks

(74) *Attorney, Agent, or Firm*—Birch, Stewart, Kolasch & Birch, LLP


(57) **CLAIM**

The ornamental design for a scooter, as shown and described.

DESCRIPTION

FIG. 1 is a front view of a scooter showing our new design; FIG. 2 is a rear view thereof; FIG. 3 is a top plan view thereof; FIG. 4 is a bottom view thereof; FIG. 5 is a right side view thereof; FIG. 6 is a left side view thereof; FIG. 7 is a front perspective view thereof; and, FIG. 8 is a rear perspective view thereof.

1 Claim, 4 Drawing Sheets






Fig. 1




Fig. 2




Fig.3




Fig.4




Fig.5




Fig.6




Fig.7



Fig.8