



US00D458189S

(12) **United States Design Patent**  
**Wyatt**

(10) **Patent No.:** **US D458,189 S**

(45) **Date of Patent:** **\*\* Jun. 4, 2002**

(54) **VEHICLE**

D432,950 S \* 10/2000 Sugita ..... D12/91  
D447,983 S \* 9/2001 Stoddard et al. .... D12/91

(75) Inventor: **Donald Wyatt**, Leamington Spa (GB)

\* cited by examiner

(73) Assignee: **Land Rover**, Lighthorne (GB)

*Primary Examiner*—Melody N. Brown

(\*\*) Term: **14 Years**

(74) *Attorney, Agent, or Firm*—Davis & Bujold, P.L.L.C.

(21) Appl. No.: **29/148,929**

(57) **CLAIM**

(22) Filed: **Sep. 28, 2001**

The ornamental design for a vehicle, as shown and described.

(30) **Foreign Application Priority Data**

**DESCRIPTION**

Mar. 31, 2001 (GB) ..... 2100760  
Mar. 31, 2001 (GB) ..... 2100766

FIG. 1 is a side elevational view of a vehicle, the wheels shown in broken lines are for illustrative purposes only and form no part of the claimed design,

(51) **LOC (7) Cl.** ..... **12-08**

(52) **U.S. Cl.** ..... **D12/91**

FIG. 2 is a front elevational view of the vehicle of FIG. 1, FIG. 3 is a rear elevational view of the vehicle of FIG. 1, FIG. 4 is a rear perspective view of the vehicle of FIG. 1, FIG. 5 is a front perspective view of the vehicle of FIG. 1; and,

(58) **Field of Search** ..... D12/86, 90-92;  
296/185, 183

FIG. 6 is a top plan view of the vehicle of FIG. 1.


(56) **References Cited**

The bottom view of the vehicle does not form any part of the claimed design.

**U.S. PATENT DOCUMENTS**

D374,415 S 10/1996 Thomson  
D422,533 S \* 4/2000 Uematsu ..... D12/91

**1 Claim, 5 Drawing Sheets**






FIG. 1




FIG. 2




FIG. 3

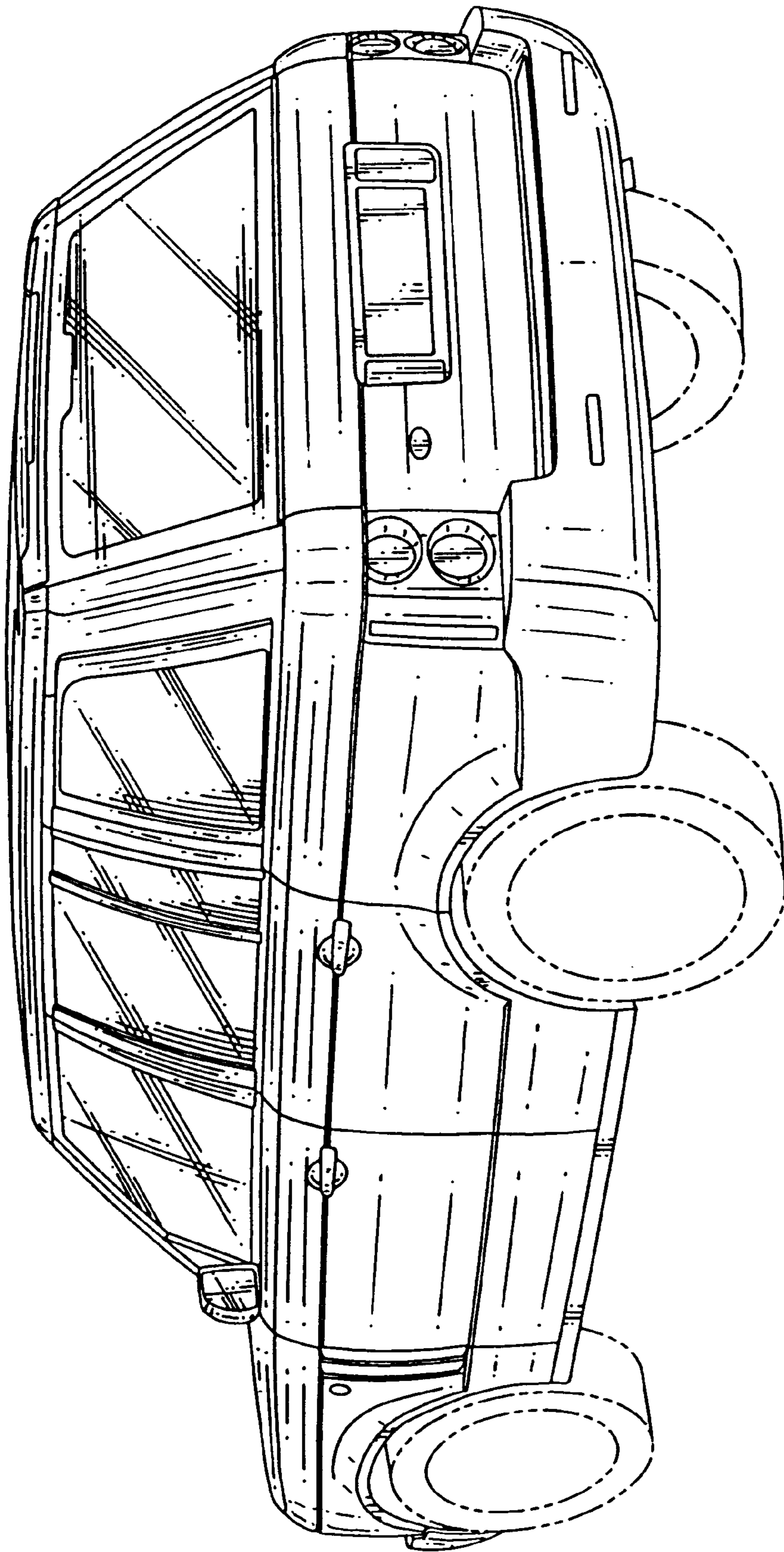


FIG. 4

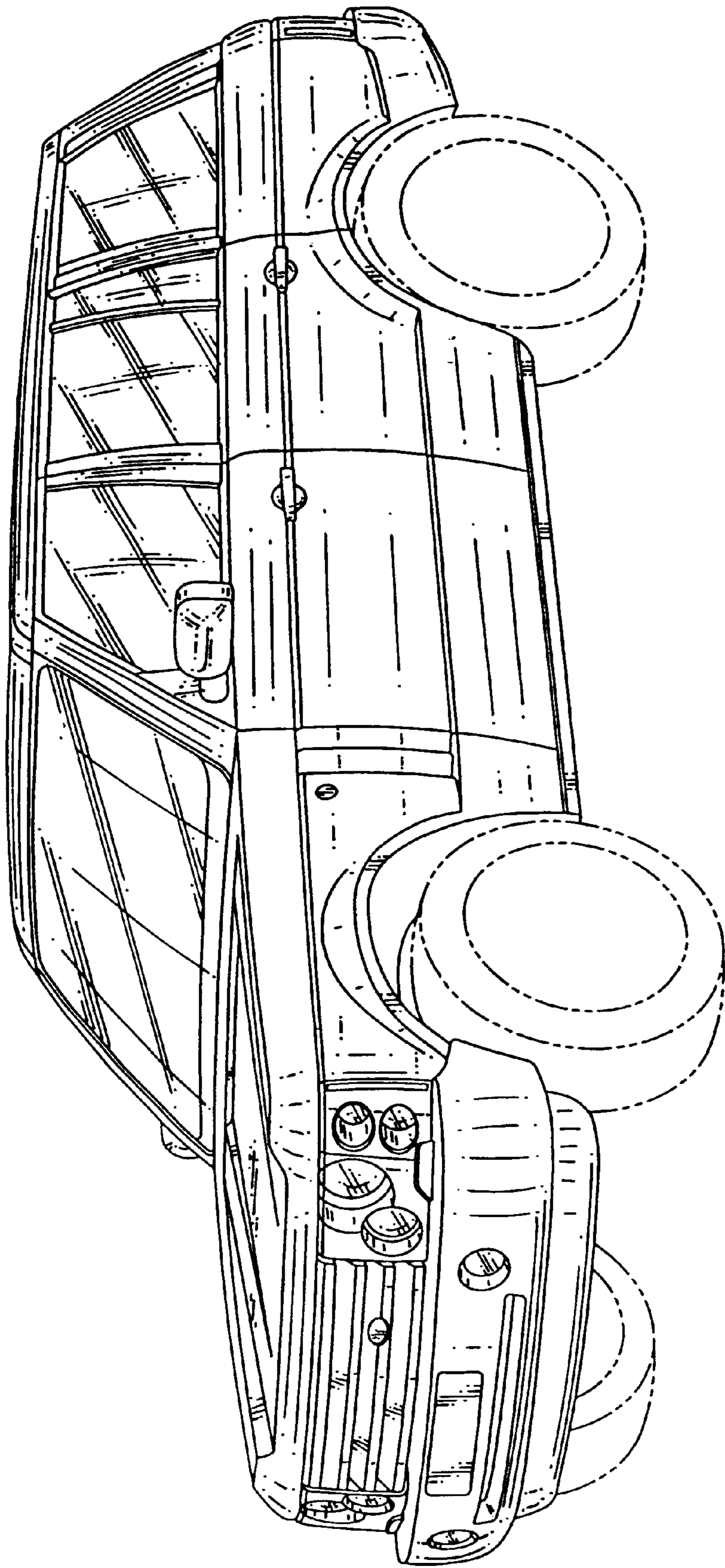


FIG. 5

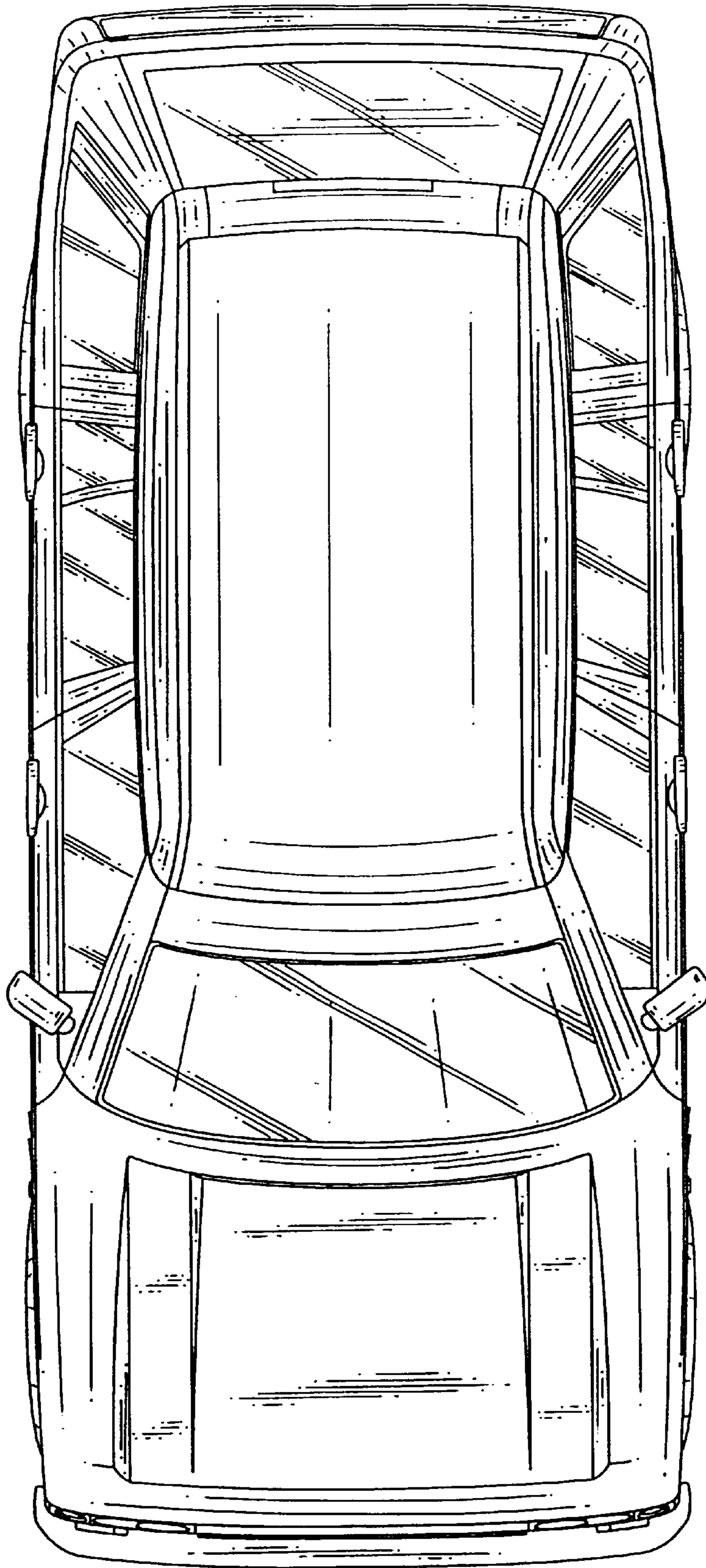


FIG. 6