



US00D458187S

(12) **United States Design Patent**  
**Shimizu**

(10) **Patent No.:** **US D458,187 S**

(45) **Date of Patent:** **\*\* Jun. 4, 2002**

(54) **AUTOMOBILE**

(75) Inventor: **Hiroshi Shimizu**, Kamakura (JP)

(73) Assignee: **Japan Science and Technology**,  
Saitama (JP)

(\*\*) Term: **14 Years**

(21) Appl. No.: **29/146,257**

(22) Filed: **Aug. 8, 2001**

(30) **Foreign Application Priority Data**

Jun. 4, 2001 (JP) ..... 2001-016178

(51) **LOC (7) Cl.** ..... **12-08**

(52) **U.S. Cl.** ..... **D12/86**

(58) **Field of Search** ..... D12/86, 90-92;  
296/185

(56) **References Cited**

**U.S. PATENT DOCUMENTS**

D373,330 S \* 9/1996 Halajko ..... D12/90

D397,961 S \* 9/1998 Mays et al. .... D12/91

D434,346 S \* 11/2000 Pfeiffer ..... D12/92

D449,019 S \* 10/2001 Simpson et al. .... D12/92

\* cited by examiner

*Primary Examiner*—Melody N. Brown

(74) *Attorney, Agent, or Firm*—Sughrue Mion, PLLC

(57) **CLAIM**

The ornamental design for an automobile, as shown and described.

**DESCRIPTION**

FIG. 1 is a front perspective view of an automobile showing my new design;

FIG. 2 is a rear perspective view thereof;

FIG. 3 is a front view thereof;

FIG. 4 is a rear view thereof;

FIG. 5 is a right side view thereof, the left side being a mirror image; and,

FIG. 6 is a top plan view thereof.

**1 Claim, 5 Drawing Sheets**

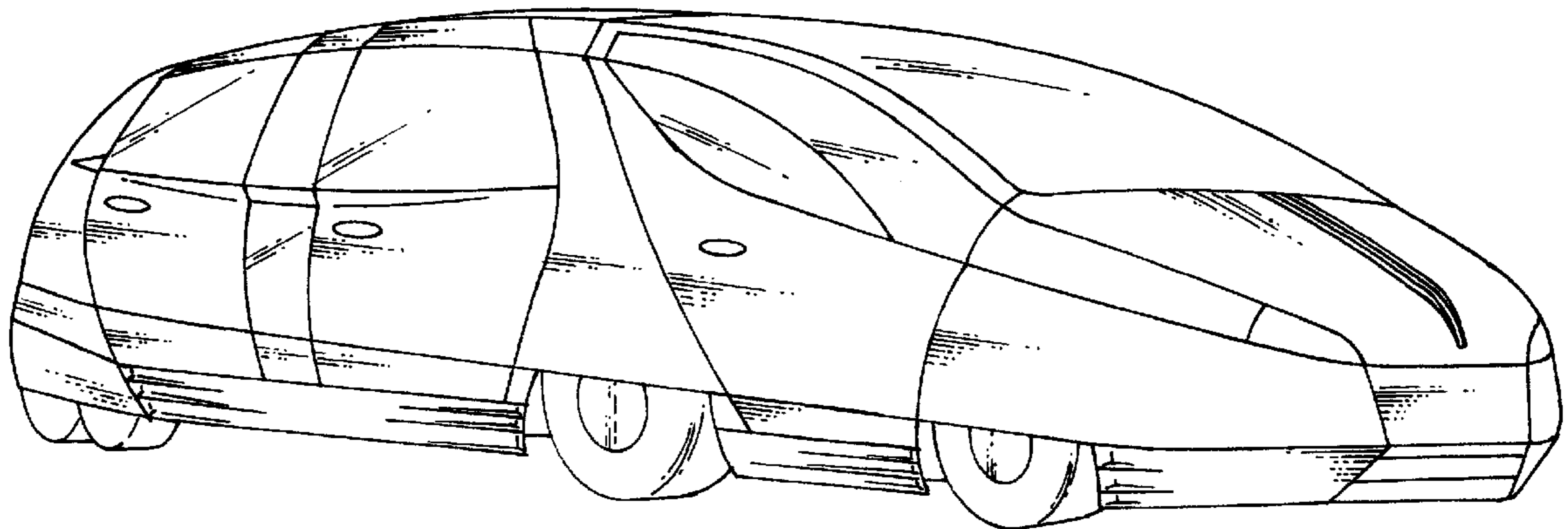


FIG. 1

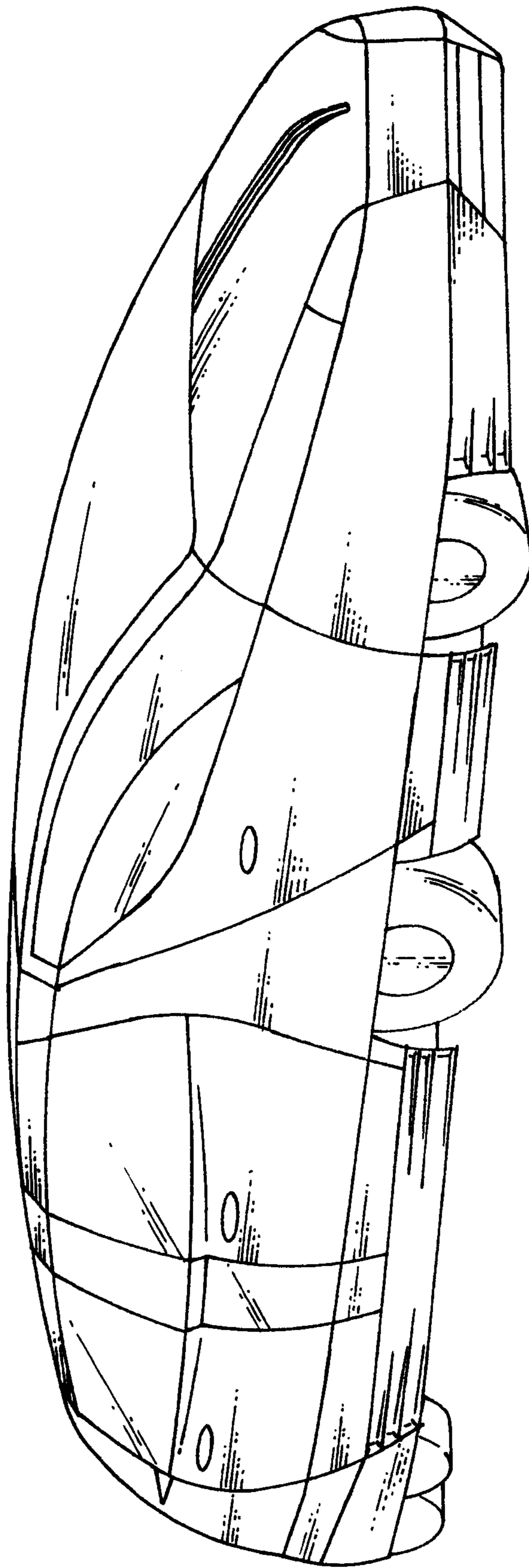


FIG. 2

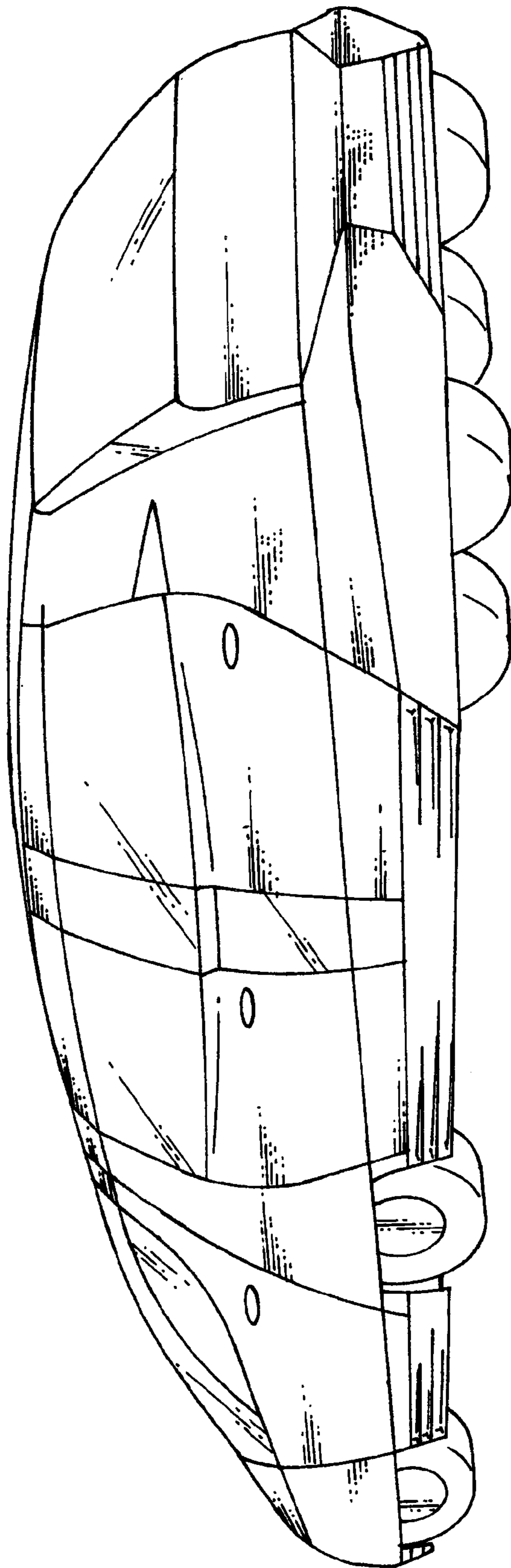


FIG. 3




FIG. 4




FIG. 5

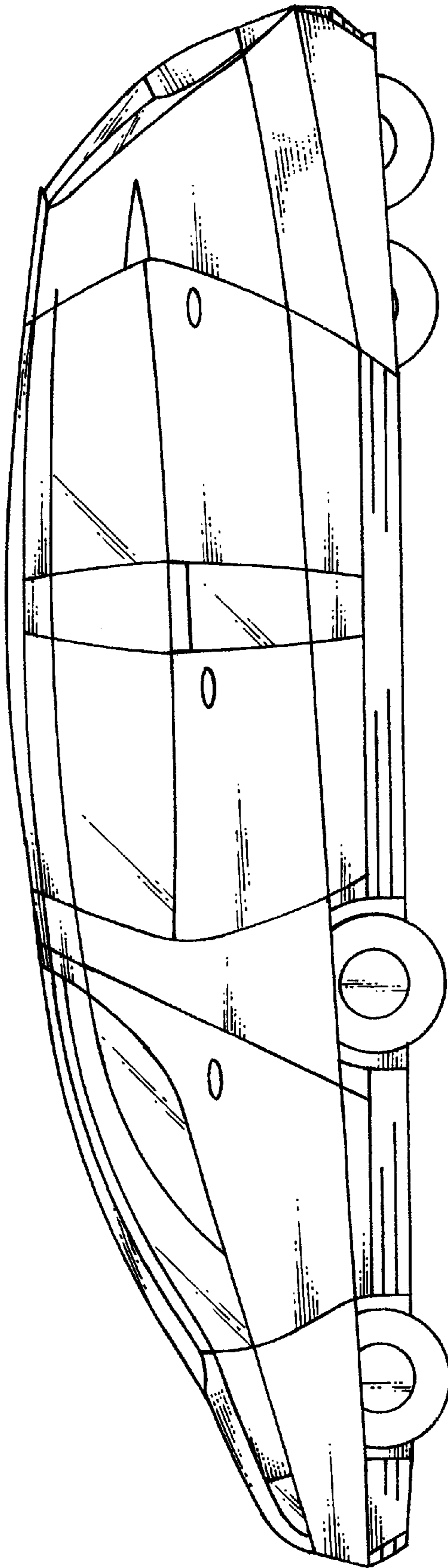


FIG. 6

