



US00D458185S

(12) **United States Design Patent**  
**Harklau**

(10) **Patent No.:** **US D458,185 S**

(45) **Date of Patent:** **\*\* Jun. 4, 2002**

(54) **DECORATIVE WINDMILL**

(76) Inventor: **Dean Harklau**, 5 Maplewood,  
Humboldt, IA (US) 50548

(\*\*) Term: **14 Years**

(21) Appl. No.: **29/146,581**

(22) Filed: **Aug. 13, 2001**

(51) **LOC (7) Cl.** ..... **11-02**

(52) **U.S. Cl.** ..... **D11/157**

(58) **Field of Search** ..... D11/117, 131,  
D11/157; D21/510; D25/1; D15/1; 446/217;  
416/132 B

(56) **References Cited**

**U.S. PATENT DOCUMENTS**

150,489 A	*	5/1874	Smith	.....	416/132 B
201,286 A	*	3/1878	Quie	.....	416/132 B
D34,850 S	*	7/1901	Attwater	.....	D21/510
D122,433 S	*	9/1940	Edens	.....	D15/1
D205,460 S	*	8/1966	Doty	.....	D25/1 X

D218,466 S	*	8/1970	Fier, Jr.	.....	D11/157
D253,268 S	*	10/1979	Whitmire	.....	D21/510 X
D279,293 S	*	6/1985	Sutz	.....	D15/1
4,818,181 A	*	4/1989	Kodric	.....	416/132 B

\* cited by examiner

*Primary Examiner*—Dominic Simone

(74) *Attorney, Agent, or Firm*—G. Brian Pingel

(57) **CLAIM**

The ornamental design for a decorative windmill, as shown and described.

**DESCRIPTION**

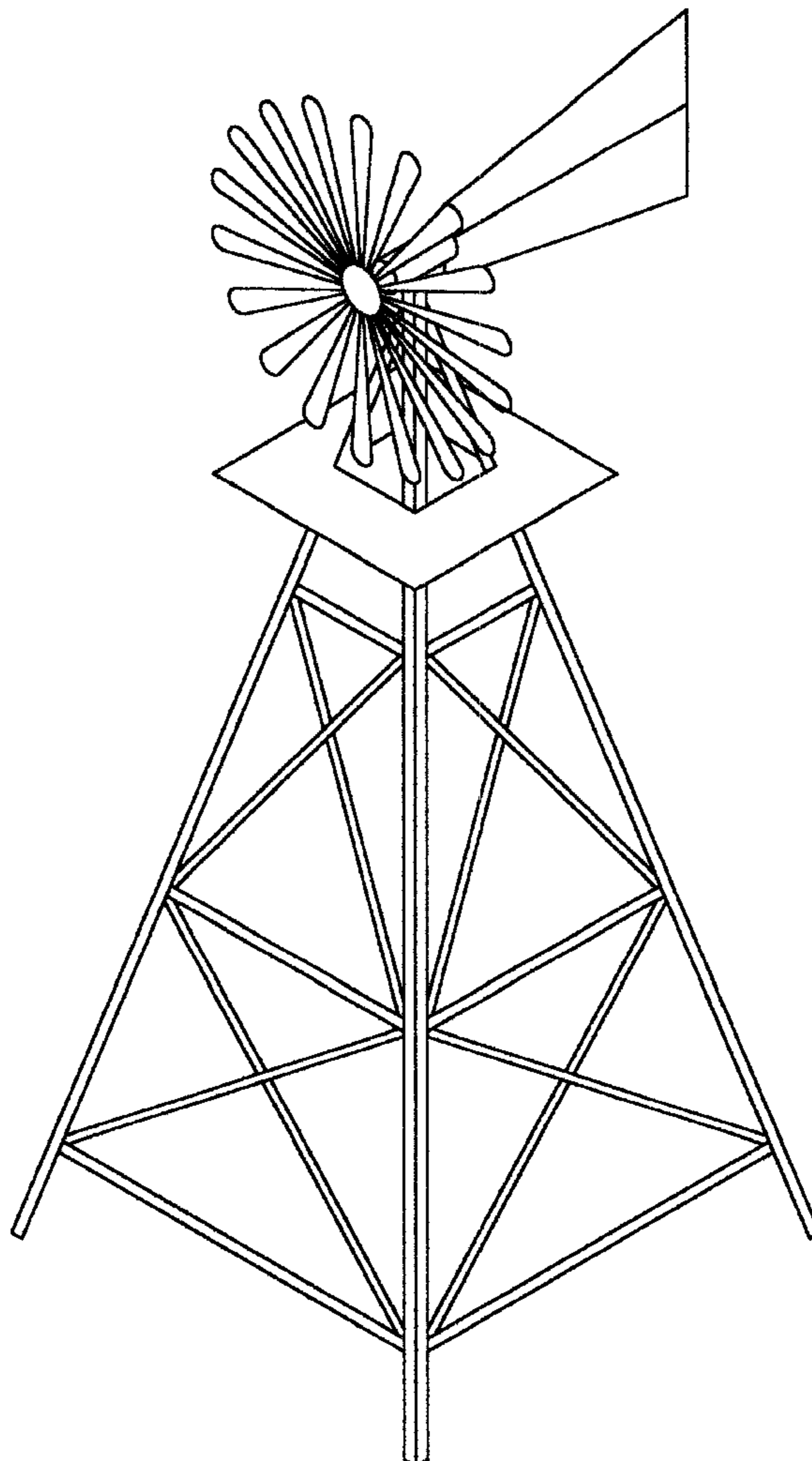
FIG. 1 is a front perspective view of a decorative windmill showing my new design;

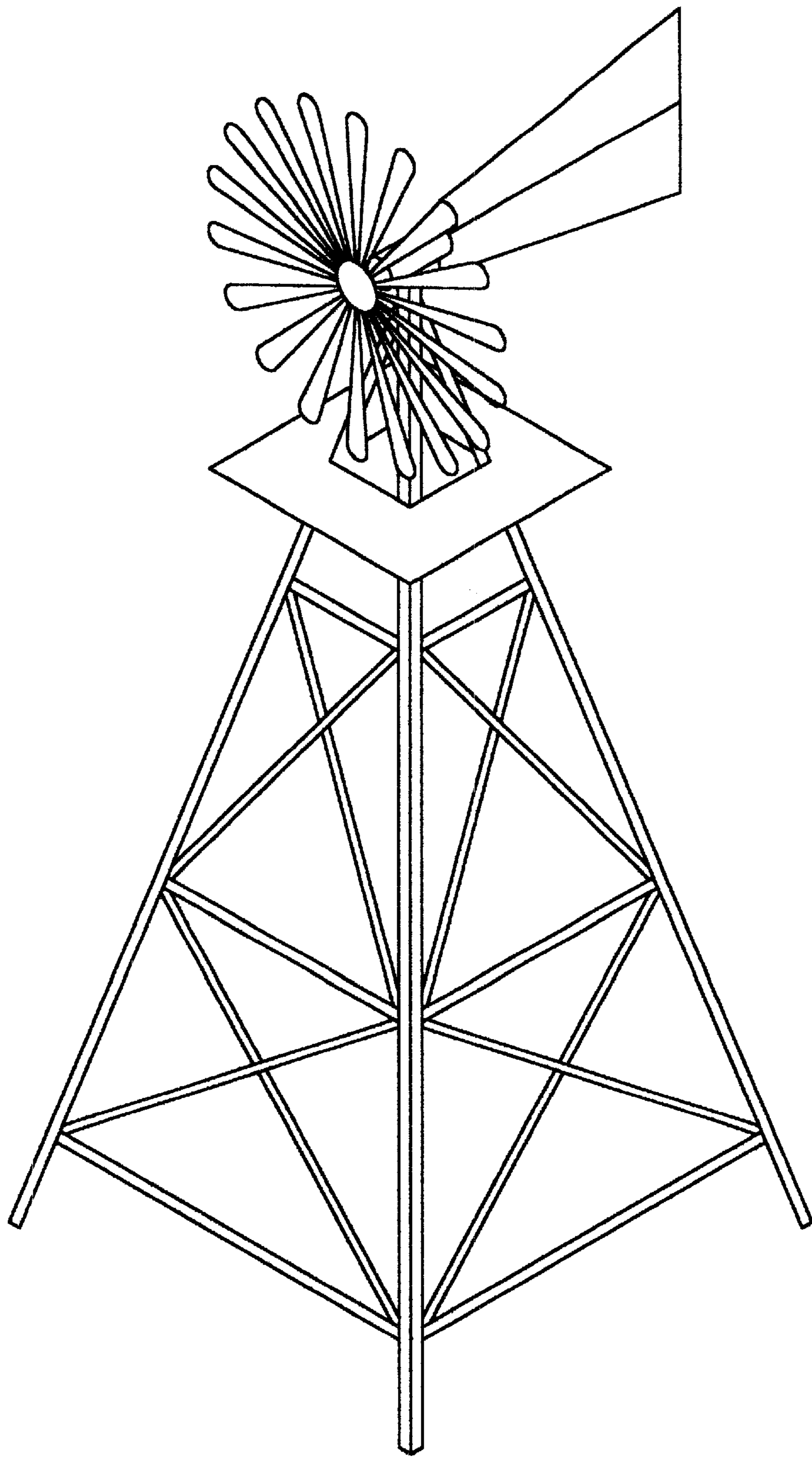
FIG. 2 is a front elevational view thereof;

FIG. 3 is a back elevational view of the decorative windmill shown in FIG. 1; and,


FIG. 4 is a side elevational view of the decorative windmill shown in FIG. 1.

**1 Claim, 4 Drawing Sheets**






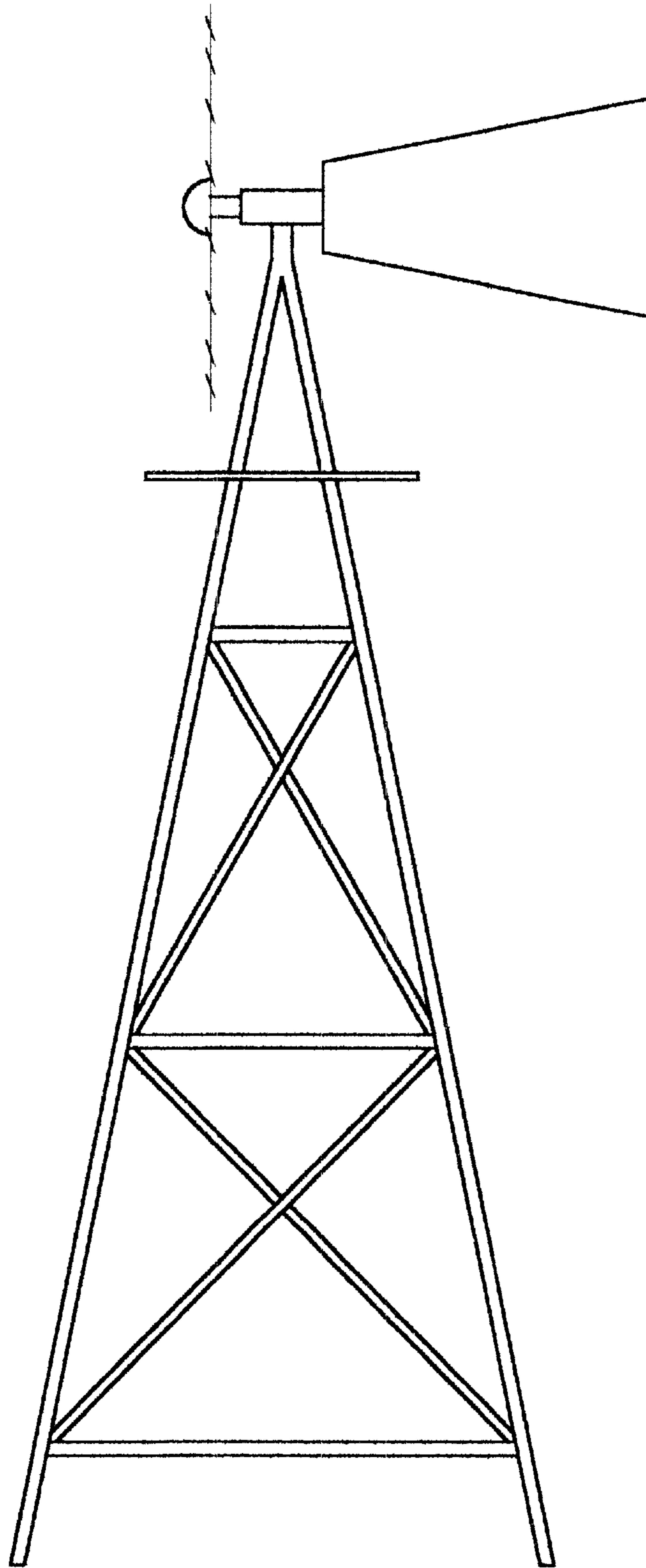
*FIG. 1*



*FIG. 2*



*FIG. 3*



*FIG. 4*