



US00D458181S

(12) **United States Design Patent**
Itzkowitz

(10) **Patent No.:** **US D458,181 S**

(45) **Date of Patent:** **** Jun. 4, 2002**

(54) **FINGER RING**

(76) Inventor: **Israel Itzkowitz**, 4952 Placida Ave.,
No. Hollywood, CA (US) 91601

(**) Term: **14 Years**

(21) Appl. No.: **29/145,225**

(22) Filed: **Jul. 18, 2001**

Related U.S. Application Data

(62) Division of application No. 29/129,844, filed on Sep. 22,
2001, now Pat. No. Des. 446,470.

(51) **LOC (7) Cl.** **11-01**

(52) **U.S. Cl.** **D11/35**

(58) **Field of Search** D11/26-39, 1-5;
63/15, 15.1, 15.2, 15.3, 15.4, 15.45, 15.5,
15.6, 15.65, 15.7, 15.8, 15.9, 26-28, 3

(56) **References Cited**

U.S. PATENT DOCUMENTS

665,089	A	*	1/1901	Greenberg	63/28
D131,414	S	*	2/1942	Rowan	D11/35
D145,848	S	*	10/1946	Nalick	D11/35
D255,556	S	*	6/1980	Bogner et al.	D11/26
D349,072	S	*	7/1994	Ambar	D11/34
D395,254	S	*	6/1998	Tong	D11/4
D400,119	S	*	10/1998	Itzkowitz	D11/26
D432,938	S	*	10/2000	Vardakis et al.	D11/26
D437,565	S	*	2/2001	Grisoni	D11/26
D438,137	S	*	2/2001	Grisoni	D11/26

OTHER PUBLICATIONS

Platinum Guild International USA magazine; Platinum Edition VI; p. 20; Ring by Autech, Inc—top, left corner.*
Platinum Guild International USA magazine; Platinum Edition VI; p. 63; Ring by Precision Set—bottom, right side on page.*

Platinum Guild International USA magazine; Platinum Edition VI; p. 106; Ring by North American Jewelers, Inc—right, center on page.*

Platinum Guild International USA magazine; p.114; Platinum Edition VI; Ring by Michael Bondanza, Inc—bottom, right corner.*

Platinum Guild International USA magazine; Platinum Edition VI; p. 126; Ring by Verragio—bottom, center on page.*

Platinum Guild International USA magazine; Platinum Edition VI; p. 147; Ring by Michael Francis—bottom, right corner.*

Platinum Guild International USA magazine; Platinum Edition VI; p. 59; Ring by Trillos Inc—center of page.*

* cited by examiner

Primary Examiner—Cathy Anne MacCormac
(74) *Attorney, Agent, or Firm*—Howard C. Miskin; Gloria Tsui-Yip

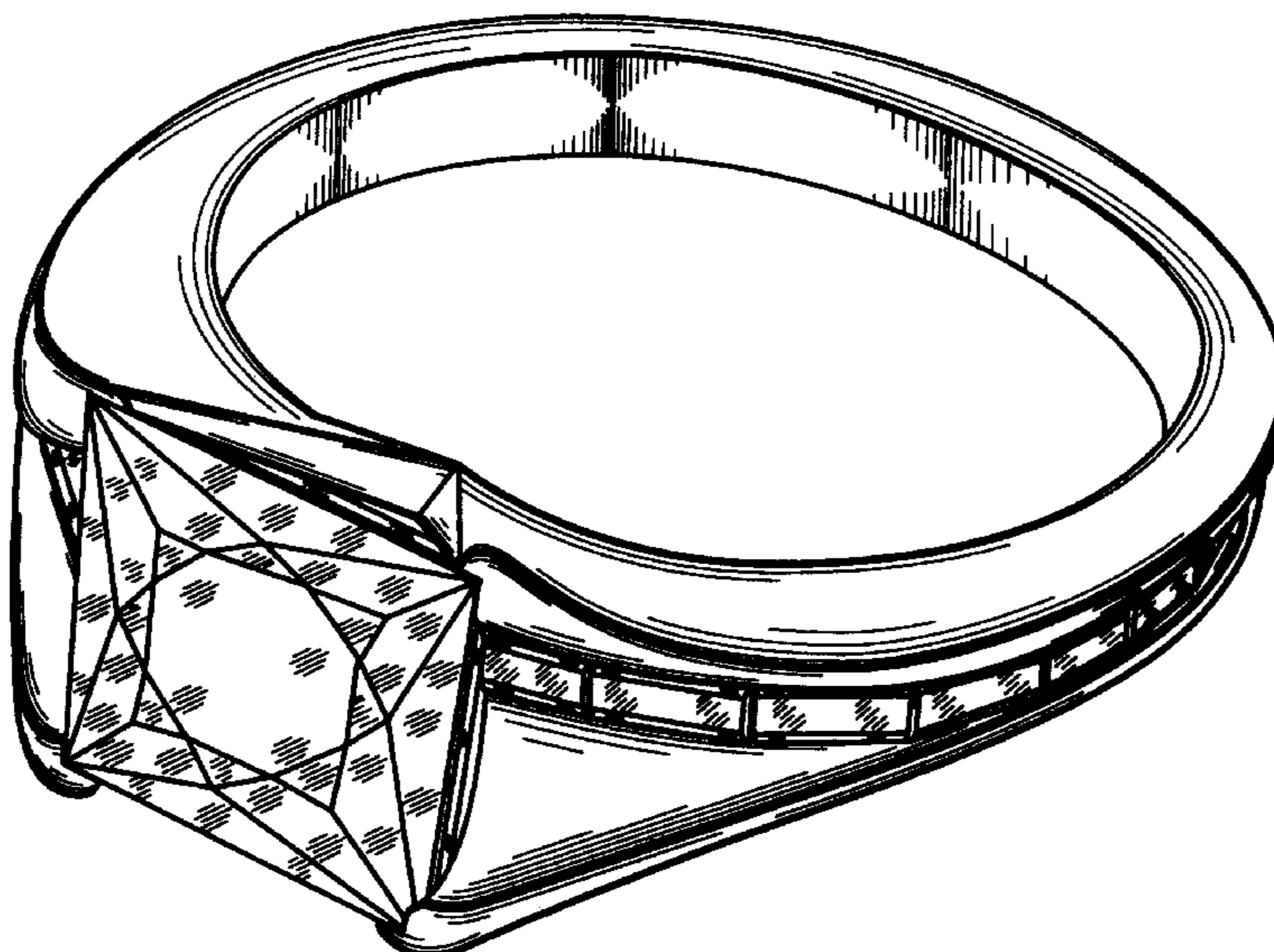
(57) **CLAIM**

The ornamental design for a finger ring, as shown and described.

DESCRIPTION

FIG. 1 is a perspective view of my new design;
FIG. 2 is a front elevational view of FIG. 1, the rear elevational view being a mirror image thereof;
FIG. 3 is a left side view of FIG. 1, the right side view being a mirror image thereof;
FIG. 4 is a top plan view of FIG. 1; and,
FIG. 5 is a bottom plan view of FIG. 1.

1 Claim, 3 Drawing Sheets



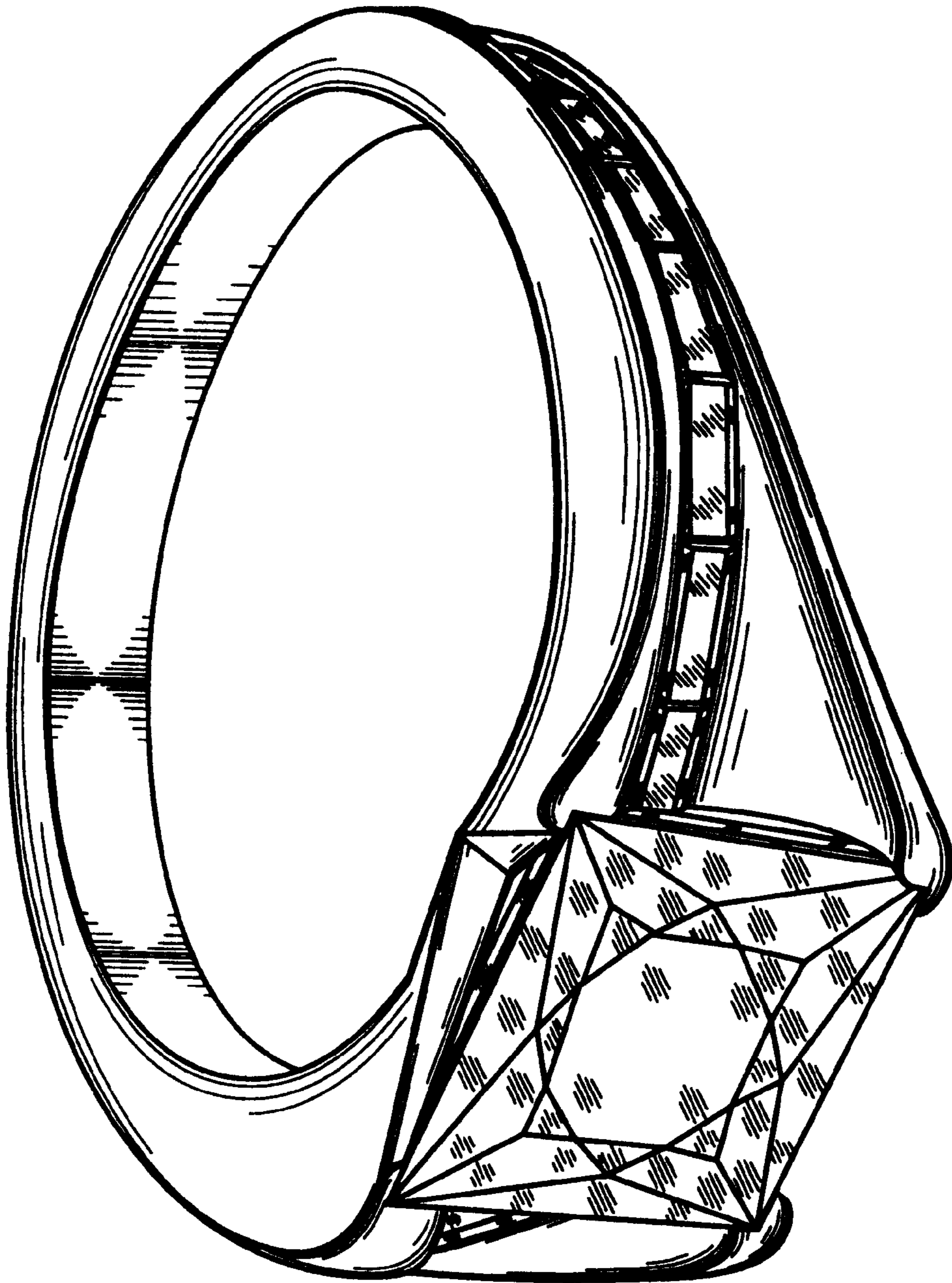


FIG. 1

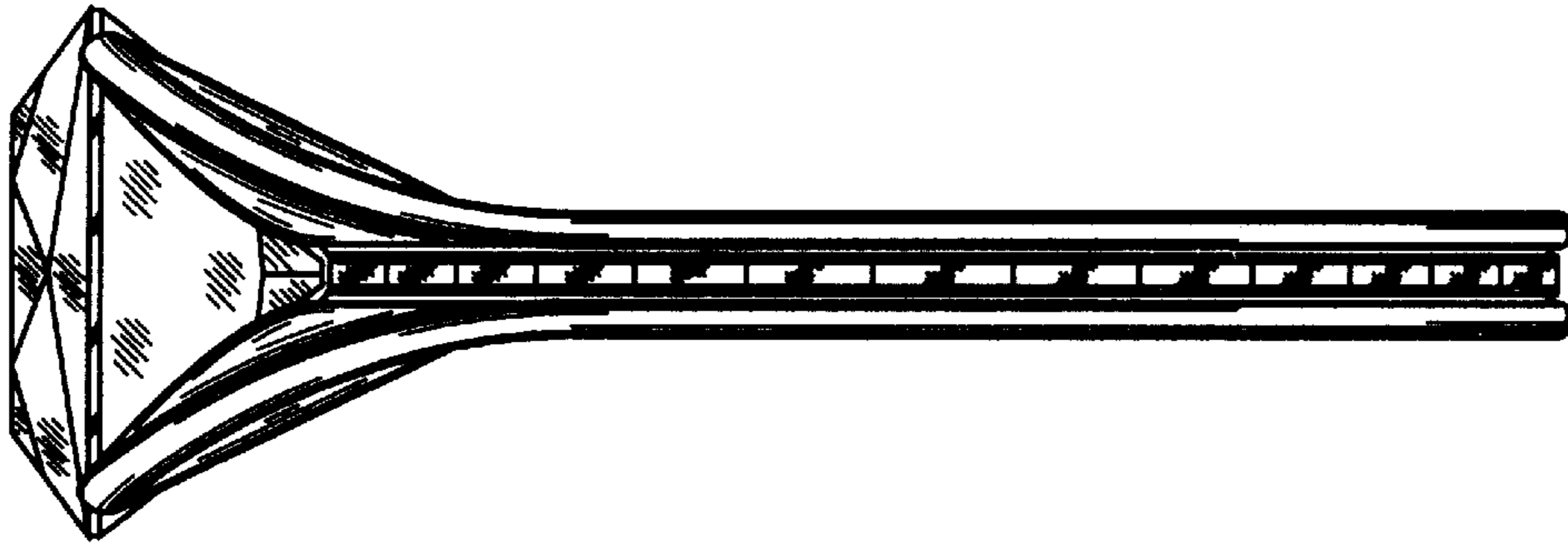


FIG. 3

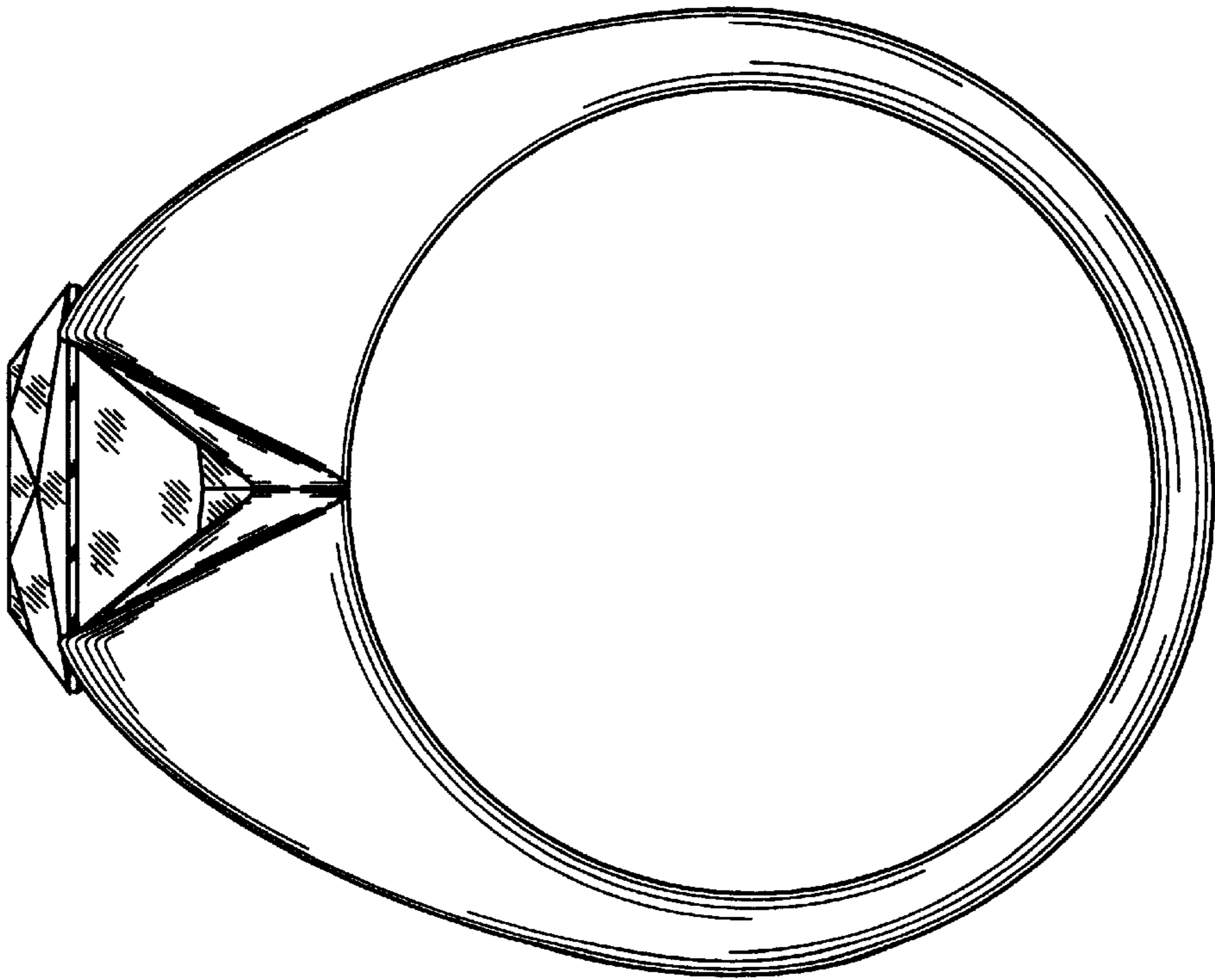


FIG. 2

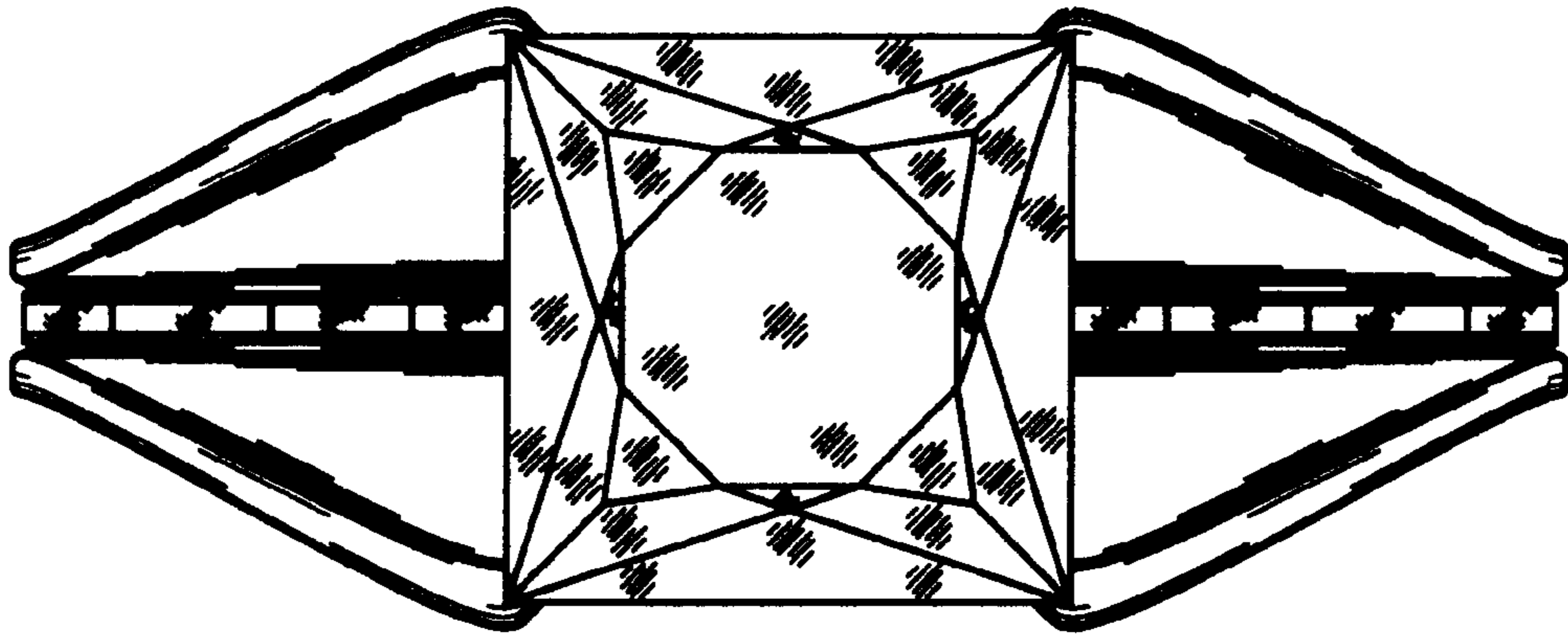


FIG. 4




FIG. 5