



US00D458178S

(12) **United States Design Patent**
Bradshaw

(10) **Patent No.:** **US D458,178 S**

(45) **Date of Patent:** **** Jun. 4, 2002**

(54) **PEDESTRIAN STREET CROSSING SAFETY SIGNAL**

Primary Examiner—Marcus A. Jackson
(74) *Attorney, Agent, or Firm*—Goldstein Law Offices, P.C.

(76) **Inventor:** **Bonnie Bradshaw**, 1061 Gloria Dr.,
Hemet, CA (US) 92545

(57) **CLAIM**

(**) **Term:** **14 Years**

The ornamental design for a pedestrian street crossing safety signal, as shown and described.

(21) **Appl. No.:** **29/152,017**

DESCRIPTION

(22) **Filed:** **Dec. 12, 2001**

FIG. 1 is a perspective view of a pedestrian street crossing safety signal.

(51) **LOC (7) Cl.** **10-05**

(52) **U.S. Cl.** **D10/114**

(58) **Field of Search** D10/109, 113,
D10/114, 115, 121; 116/63 L, 63 P, 63 R;
362/61, 80, 82, 83, 227, 235, 236, 240

FIG. 2 is a front elevational view thereof.

FIG. 3 is a rear elevational view thereof.

FIG. 4 is a right side elevational view thereof.

FIG. 5 is a left side elevational view thereof.

(56) **References Cited**

U.S. PATENT DOCUMENTS

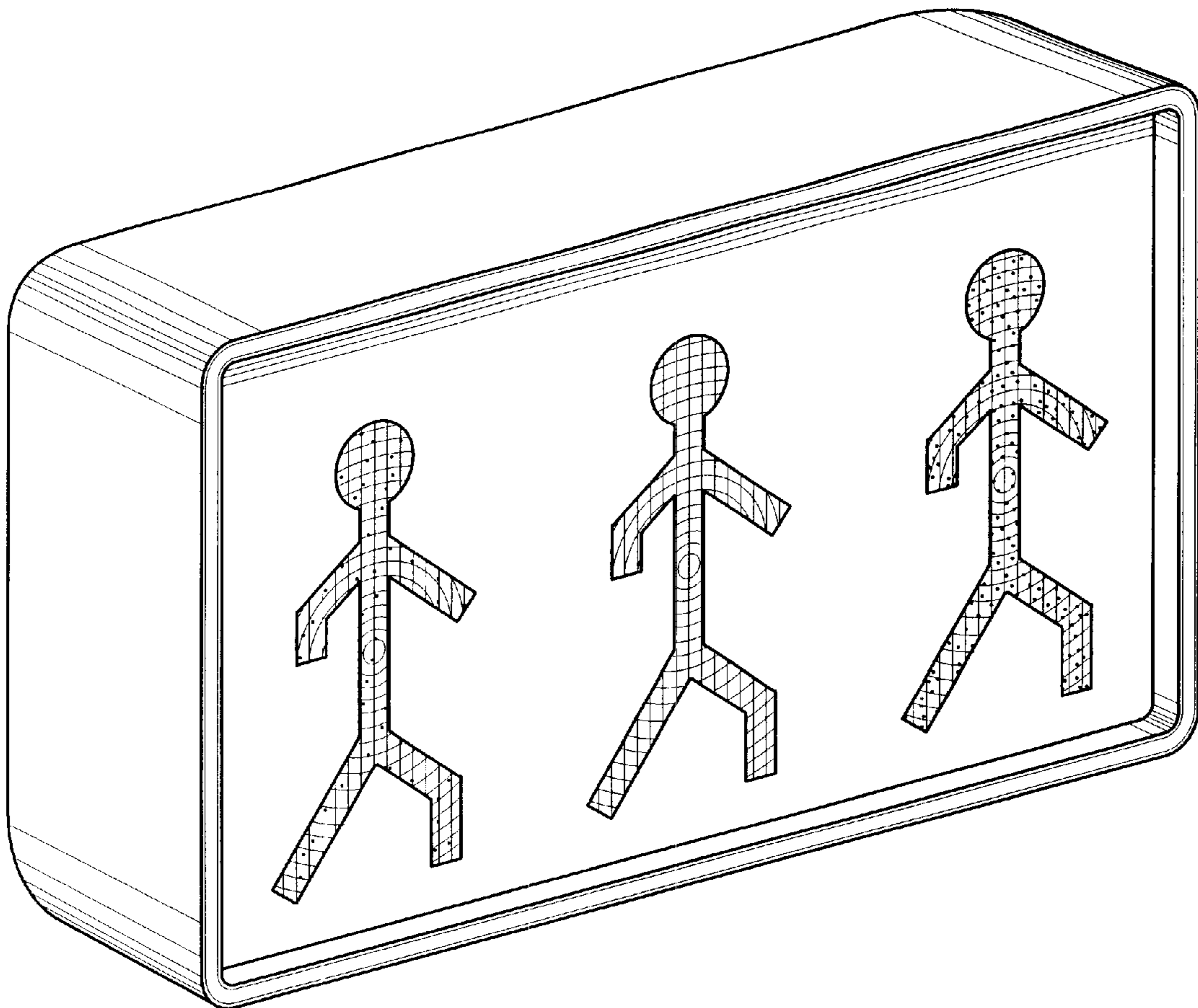
FIG. 6 is a top plan view of the pedestrian street crossing safety signal; and,

FIG. 7 is a bottom plan view thereof.

D364,109 S * 11/1995 Stanuch et al. D10/114

* cited by examiner

1 Claim, 4 Drawing Sheets



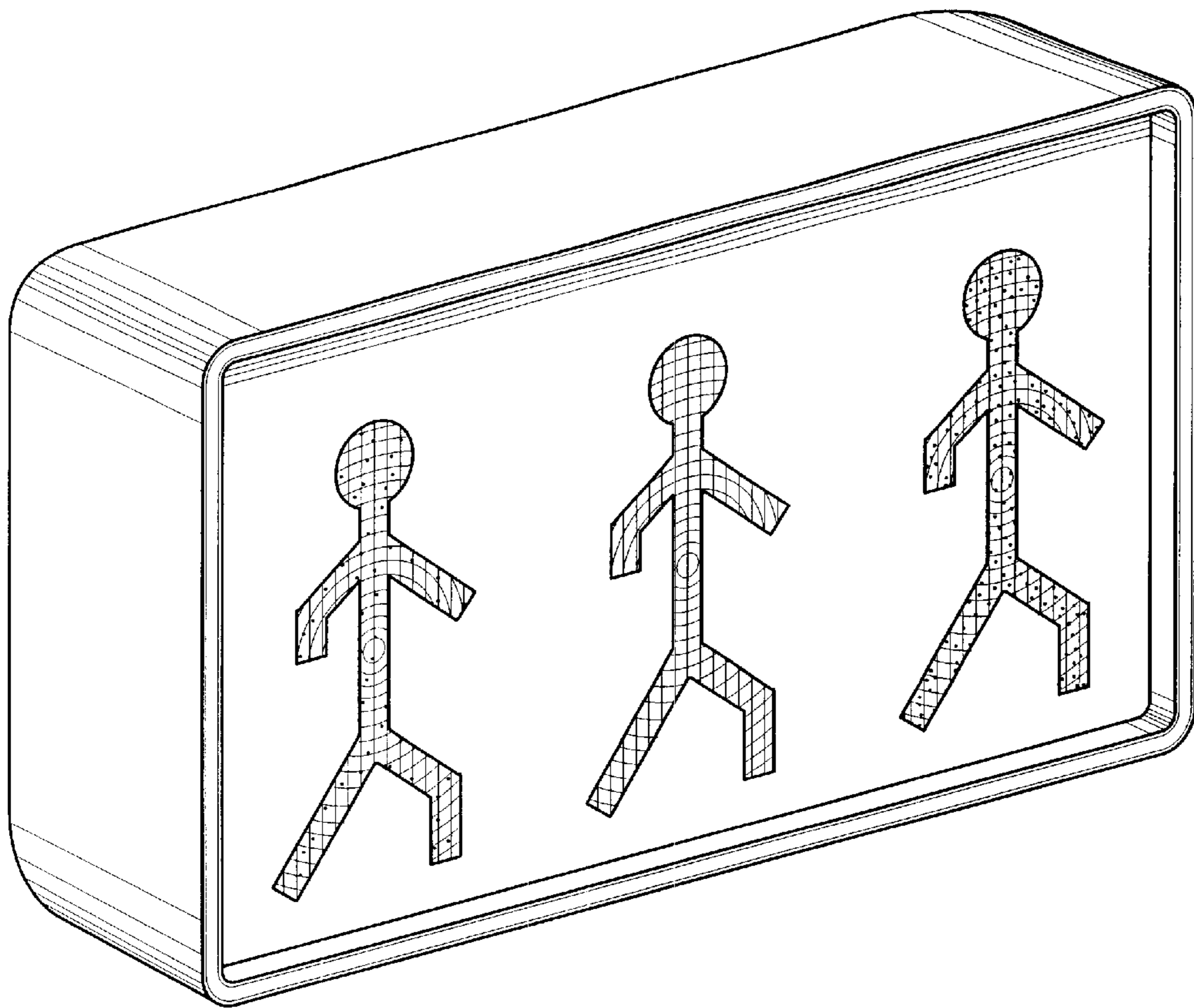


FIG. 1




FIG. 2




FIG. 3




FIG. 4



FIG. 5




FIG. 6




FIG. 7