



US00D458151S

(12) **United States Design Patent** (10) **Patent No.:** **US D458,151 S**
Adams (45) **Date of Patent:** **** Jun. 4, 2002**

(54) **WATCH CASE**

Swiss Watch & Jewelry Journal—Jan. 1985—p. 7—watches at left.*

(76) Inventor: **Robert D. Adams**, 2 Meetinghouse Ct., Shamong, NJ (US) 08088

* cited by examiner

(**) Term: **14 Years**

Primary Examiner—Nelson C. Holtje
(74) *Attorney, Agent, or Firm*—Volpe and Koenig, P.C.

(21) Appl. No.: **29/133,899**

(57) **CLAIM**

(22) Filed: **Dec. 8, 2000**

The ornamental design for watch case, as shown and described.

(51) **LOC (7) Cl.** **10-02**

(52) **U.S. Cl.** **D10/30**

(58) **Field of Search** D10/30-39, 122-132;
368/281-282, 276-277, 285

DESCRIPTION

(56) **References Cited**

U.S. PATENT DOCUMENTS

1,954,249	A	*	4/1934	Kehl	D10/39	X
2,177,234	A	*	10/1939	Walser	368/77	
D162,263	S	*	2/1951	Warren	D10/38	
D256,561	S	*	8/1980	Muramatsu	D10/39	
5,257,246	A	*	10/1993	Ehsman	368/282	

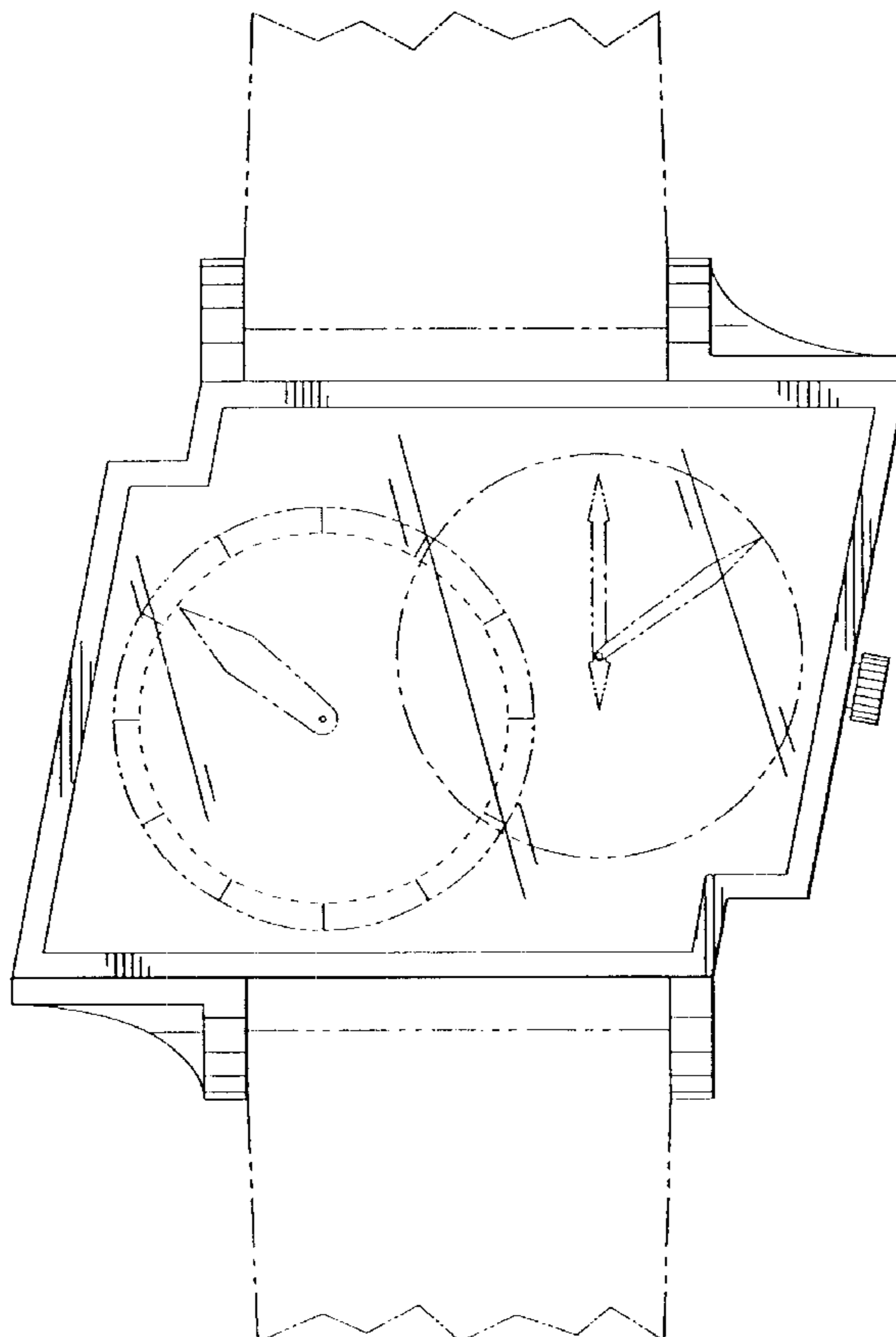
FIG. 1 is an isometric view, from the front and above, of a watch case in accordance with the present invention. FIG. 2 is a top plan view of the watch case of FIG. 1. FIG. 3 is a front elevation of the watch case of FIG. 1. FIG. 4 is a rear elevation of the watch case of FIG. 1. FIG. 5 is a right side elevation of the watch case of FIG. 1. FIG. 6 is a left side elevation of the watch case of FIG. 1; and, FIG. 7 is a bottom plan view of the watch case of FIG. 1. The broken lines in the various figures show an environment which the invention may be associated and form no part of the claimed design.

OTHER PUBLICATIONS

European Jeweler—Mar. 1981—p. 101—watch at right-center.*

Evans Catalog—1978—p. 92x—watch in center.*

1 Claim, 3 Drawing Sheets



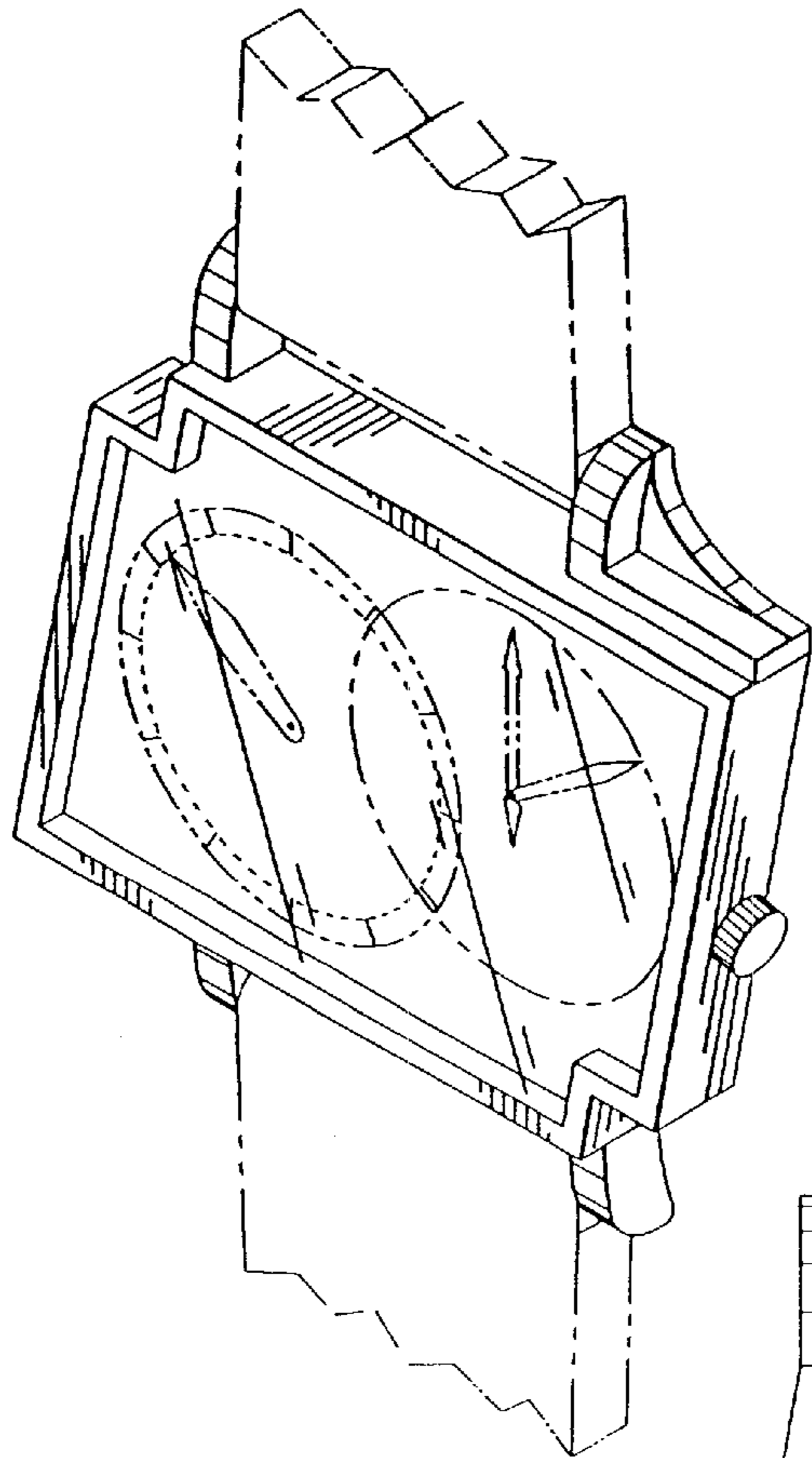


FIG. 1

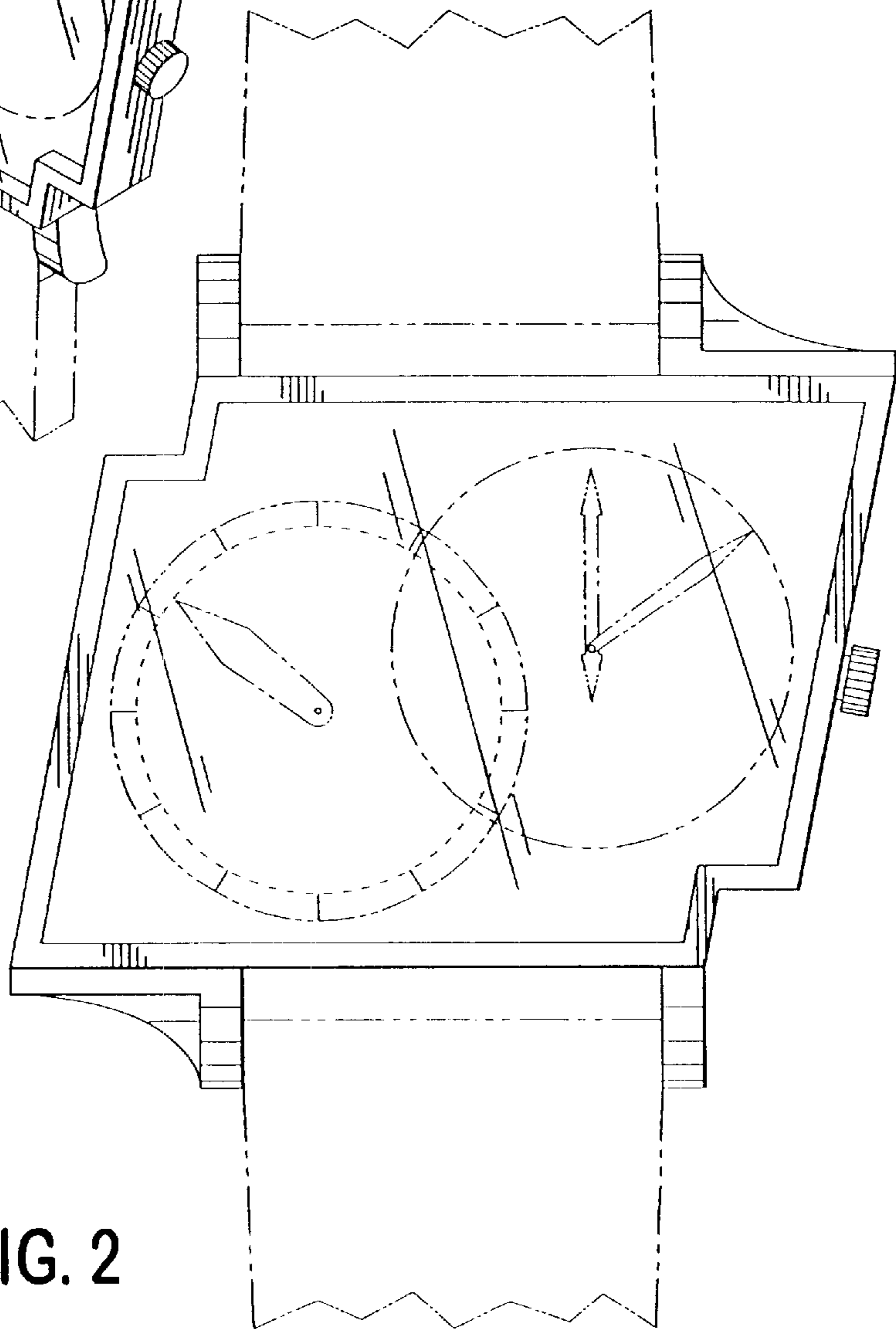


FIG. 2

FIG. 3




FIG. 4

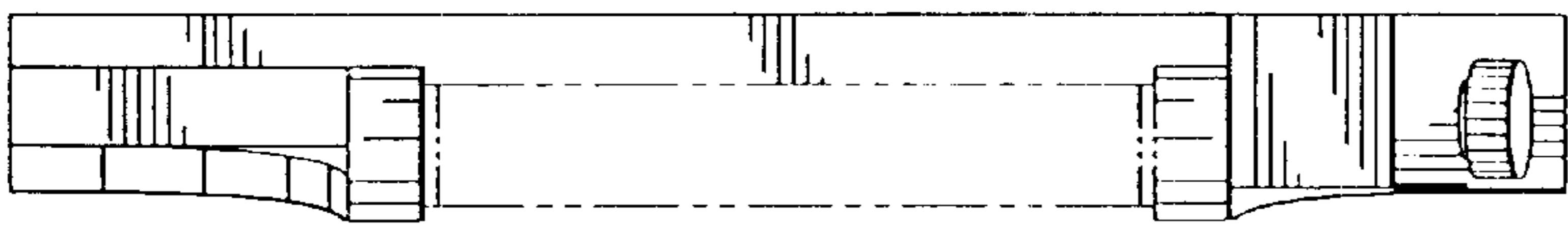
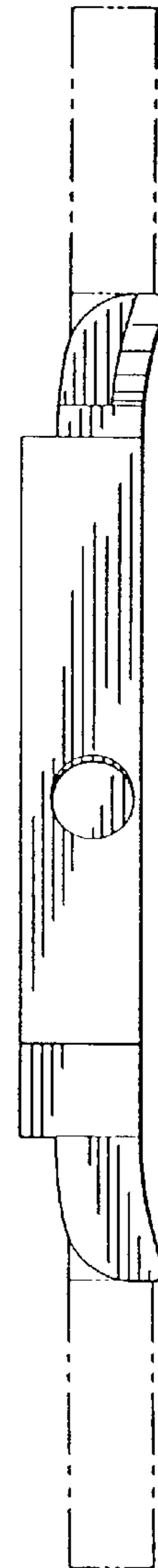


FIG. 5






FIG. 6

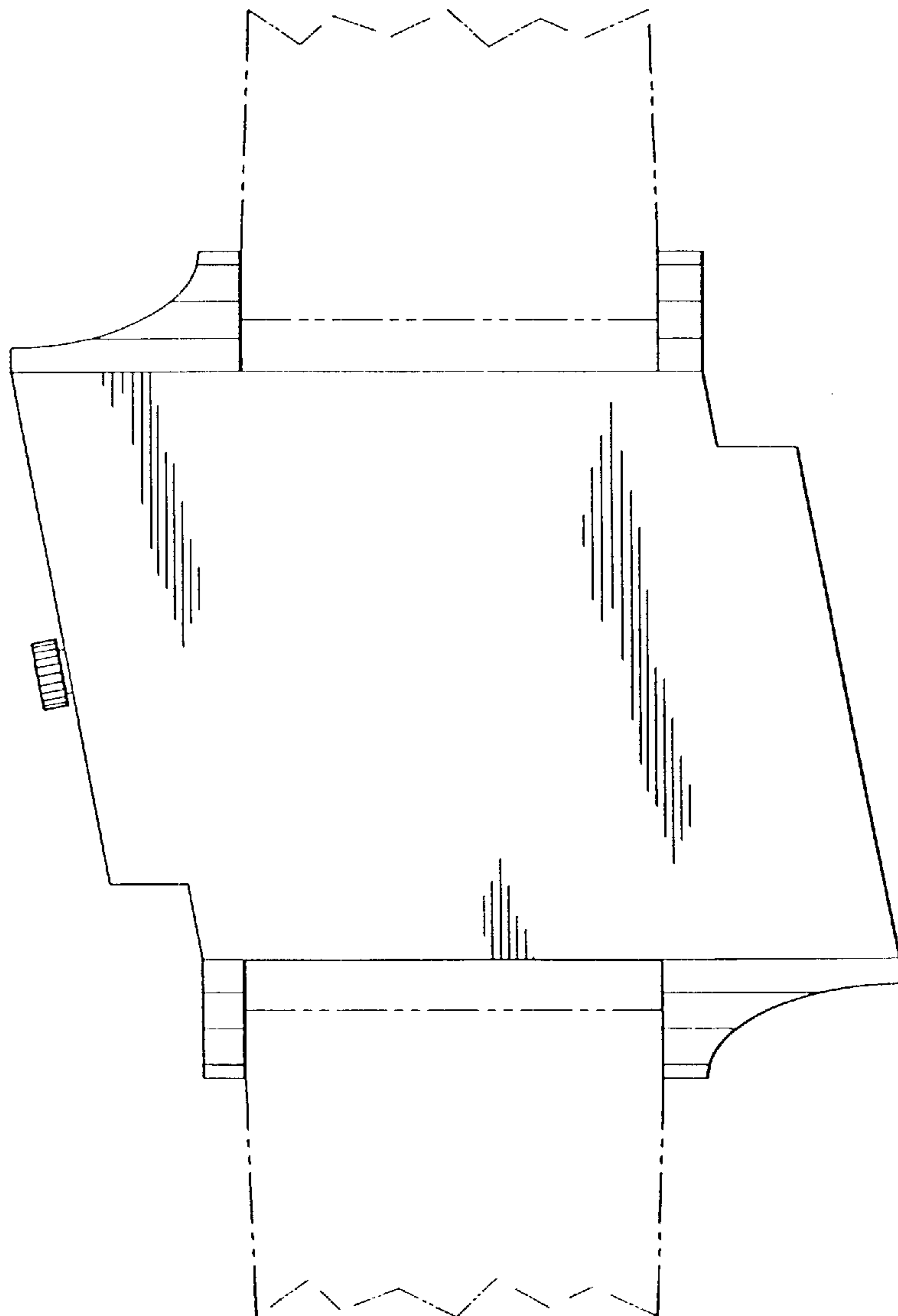


FIG. 7