



US00D458150S

(12) **United States Design Patent**
Chan

(10) **Patent No.:** **US D458,150 S**

(45) **Date of Patent:** **** Jun. 4, 2002**

(54) **CLOCK**

(75) **Inventor:** **Chuk Shun Chan, Kowloon (HK)**

(73) **Assignee:** **Pollyflame International B.V.,
Roelofarendsveen (NL)**

(**) **Term:** **14 Years**

(21) **Appl. No.:** **29/125,339**

(22) **Filed:** **Jun. 22, 2000**

(30) **Foreign Application Priority Data**

Dec. 22, 1999 (XH) DM/050 245

(51) **LOC (7) Cl. 10-01**

(52) **U.S. Cl. D10/24**

(58) **Field of Search D10/1, 2, 3-15,
D10/16-18, 19-40, 122-132; 368/10, 276,
277, 285, 316, 317**

(56) **References Cited**

U.S. PATENT DOCUMENTS

D283,680 S * 5/1986 Henkels D10/24

D345,925 S * 4/1994 Peersmann D10/26
D347,183 S * 5/1994 Inora D10/28
D354,007 S * 1/1995 Wada D10/26

OTHER PUBLICATIONS

Hong Kong Enterprise, Mar. 1987, p. 239, see circled clock,
page center.*

Home Furnishings Daily, Jan. 1988, p. 144, see circled
clock, right center.*

* cited by examiner

Primary Examiner—Martie K. Holtje

(74) *Attorney, Agent, or Firm*—Altera Law Group, LLC

(57) **CLAIM**

The ornamental design for a clock, as shown and described.

DESCRIPTION

FIG. 1 is a perspective open view of the clock.


FIG. 2 is a rear view thereof.

FIG. 3 is a top view thereof.

FIG. 4 is a bottom view thereof; and,

FIG. 5 is a side view thereof.

1 Claim, 5 Drawing Sheets






FIGURE 1




FIGURE 2




FIGURE 3




FIGURE 4




FIGURE 5