



US00D458145S

(12) **United States Design Patent**
Sadeghi et al.

(10) **Patent No.:** **US D458,145 S**
(45) **Date of Patent:** **** Jun. 4, 2002**

(54) **BOTTLE**

(75) Inventors: **F. Fred Sadeghi**, Sugar Land; **Roger Ian Moore**, Missouri City, both of TX (US); **Jeffrey A. Mayers**, Palatine, IL (US)

(73) Assignee: **The Coca-Cola Company**, Atlanta, GA (US)

(**) Term: **14 Years**

(21) Appl. No.: **29/147,856**

(22) Filed: **Sep. 7, 2001**

D94,462 S	2/1935	Ball	
D178,273 S	7/1956	Blunt	
D189,507 S	12/1960	Holtz	
D195,739 S	7/1963	Worthington	
D197,355 S	1/1964	Green D9/502
D199,277 S	9/1964	Buxin	
D218,020 S	7/1970	Musson D9/538
D247,469 S	3/1978	Plummer D9/538
D258,346 S	2/1981	Winchell et al.	
D271,565 S	11/1983	Slater	
D292,271 S	10/1987	Schmidt	
D316,967 S	5/1991	York D9/500
D316,968 S	5/1991	York D9/500

(List continued on next page.)

Related U.S. Application Data

(62) Division of application No. 29/113,254, filed on Nov. 2, 1999.

(51) **LOC (7) Cl.** **09-01**

(52) **U.S. Cl.** **D9/556; D9/568**

(58) **Field of Search** D9/500, 502, 503, D9/504, 516, 523, 530, 531, 536, 537, 539, 540, 547, 549, 556, 559, 560, 561, 566, 568, 574, 575; 215/382, 383, 384, 385

References Cited

U.S. PATENT DOCUMENTS

D25,472 S	5/1896	Brady	
D48,265 S	12/1915	Schofield	
D61,196 S	7/1922	Johnstone	
D62,888 S	8/1923	Davis, Jr. et al.	
D82,339 S	10/1930	McDonough	
D84,839 S	8/1931	McDonough	
D85,838 S	12/1931	Noble D9/553
D87,343 S	5/1932	Hamilton D9/560
D87,238 S	6/1932	Peregoy	
D90,290 S	7/1933	McDonald D9/568
D91,503 S	2/1934	Sgueglia	
D93,179 S	8/1934	Noble	
D93,881 S	11/1934	McDonald	

FOREIGN PATENT DOCUMENTS

AU	11519	7/1934
GB	1054397	2/1990
GB	2001536	2/1990
JP	659092	8/1985

(List continued on next page.)

Primary Examiner—Ted Shooman
Assistant Examiner—Selina Sikder
(74) *Attorney, Agent, or Firm*—Sutherland Asbill & Brennan LLP

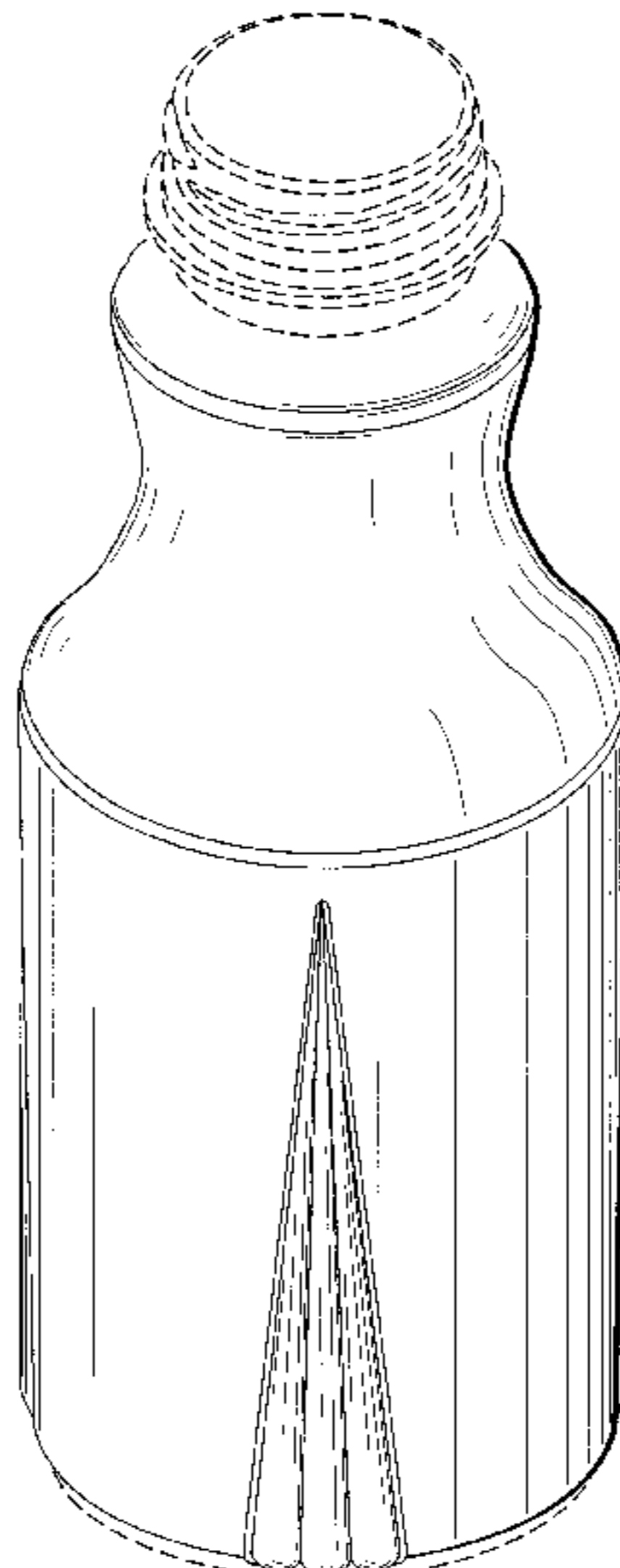
(57) **CLAIM**

The ornamental design for a bottle, as shown and described.

DESCRIPTION

FIG. 1 is a top front right side perspective view of the bottle with the left side view being symmetrical to the right side view;
FIG. 2 is a rear elevational view of the bottle of FIG. 1;
FIG. 3 is a top plan view of the bottle of FIG. 1; and,
FIG. 4 is a bottom plan view of the bottle of FIG. 1 showing finger grip indentations.
The broken line showing of the environment is for illustrative purpose only and forms no part of the claimed design.

1 Claim, 2 Drawing Sheets



US D458,145 S

Page 2

U.S. PATENT DOCUMENTS

D318,799 S	8/1991	York	D9/500	JP
D320,555 S	10/1991	Ramos		JP
D328,245 S	7/1992	Noble	D9/570	JP
D329,817 S	9/1992	Best	D9/556	JP
D331,367 S	12/1992	Armstrong		JP
D333,704 S	3/1993	Malcolm		JP
D348,837 S	7/1994	Feen	D9/502	JP
D353,542 S	12/1994	Beaver	D9/541	JP
D354,685 S	6/1995	Krishnakumar et al.	D9/543	JP
D373,537 S	9/1996	Schirado		JP
D385,494 S	10/1997	Balz et al.		JP
5,758,790 A	6/1998	Ewing, Jr.		JP
D405,015 S	2/1999	Kotyuk		ZA
D407,817 S	4/1999	Macauley et al.		ZA

FOREIGN PATENT DOCUMENTS

705303	5/1987
706569	11/1987
770543	9/1989
770553	9/1989
773688	10/1989
777330	12/1989
777337	12/1989
777338	12/1989
862842	3/1993
900259	6/1994
1003950	2/1998
1009498	5/1998
840369	5/1984
970035	7/1997

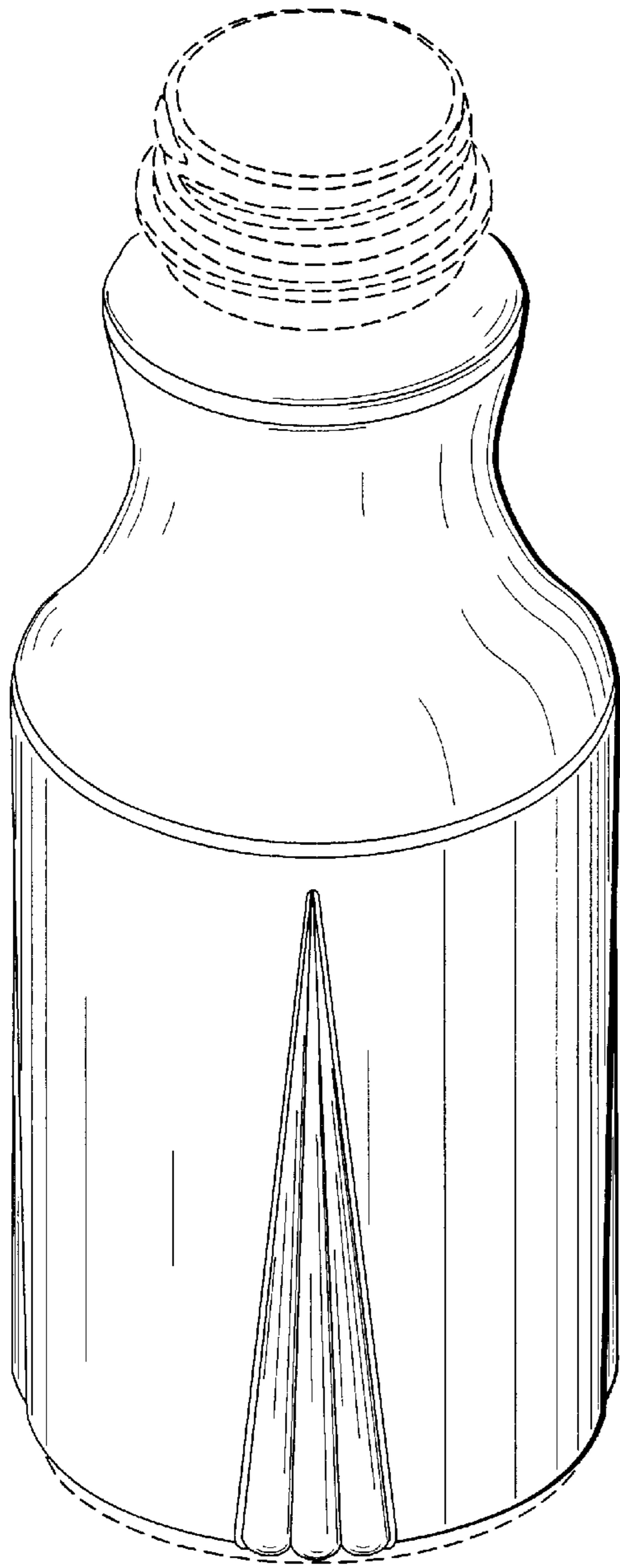


FIG. 1

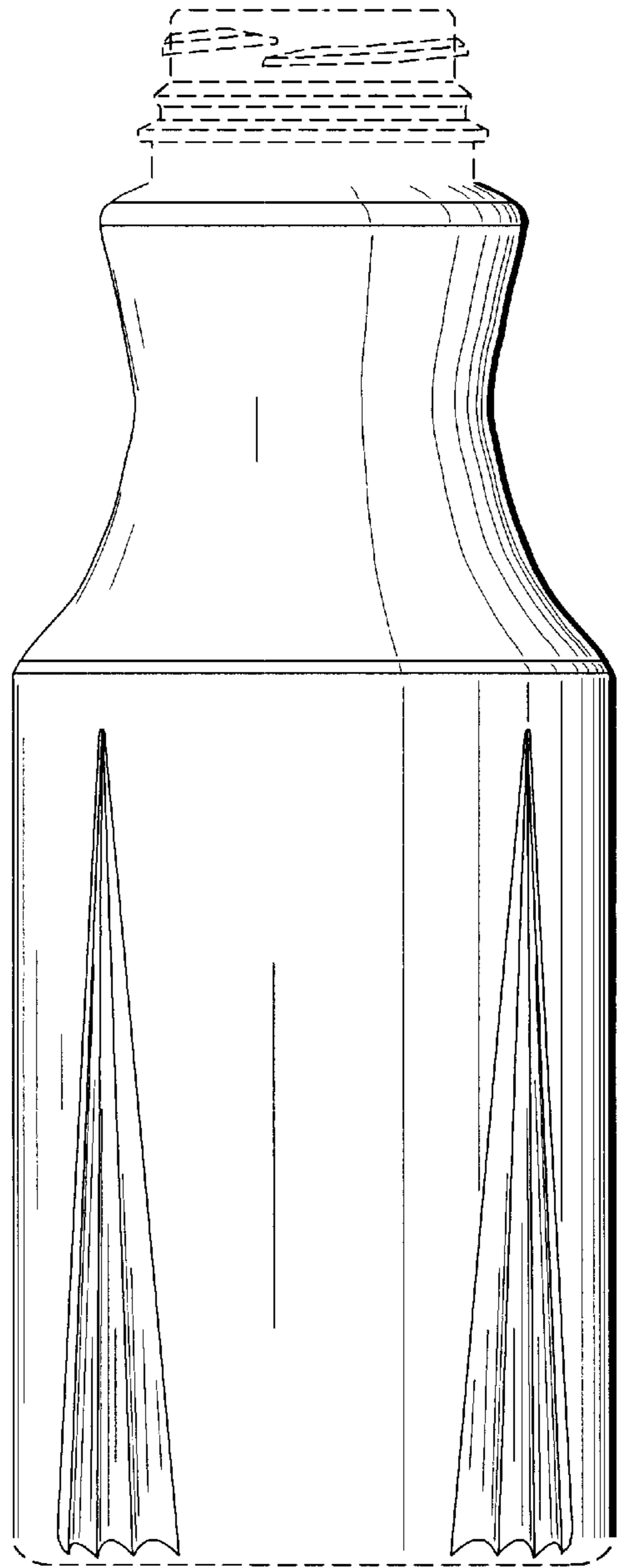


FIG. 2

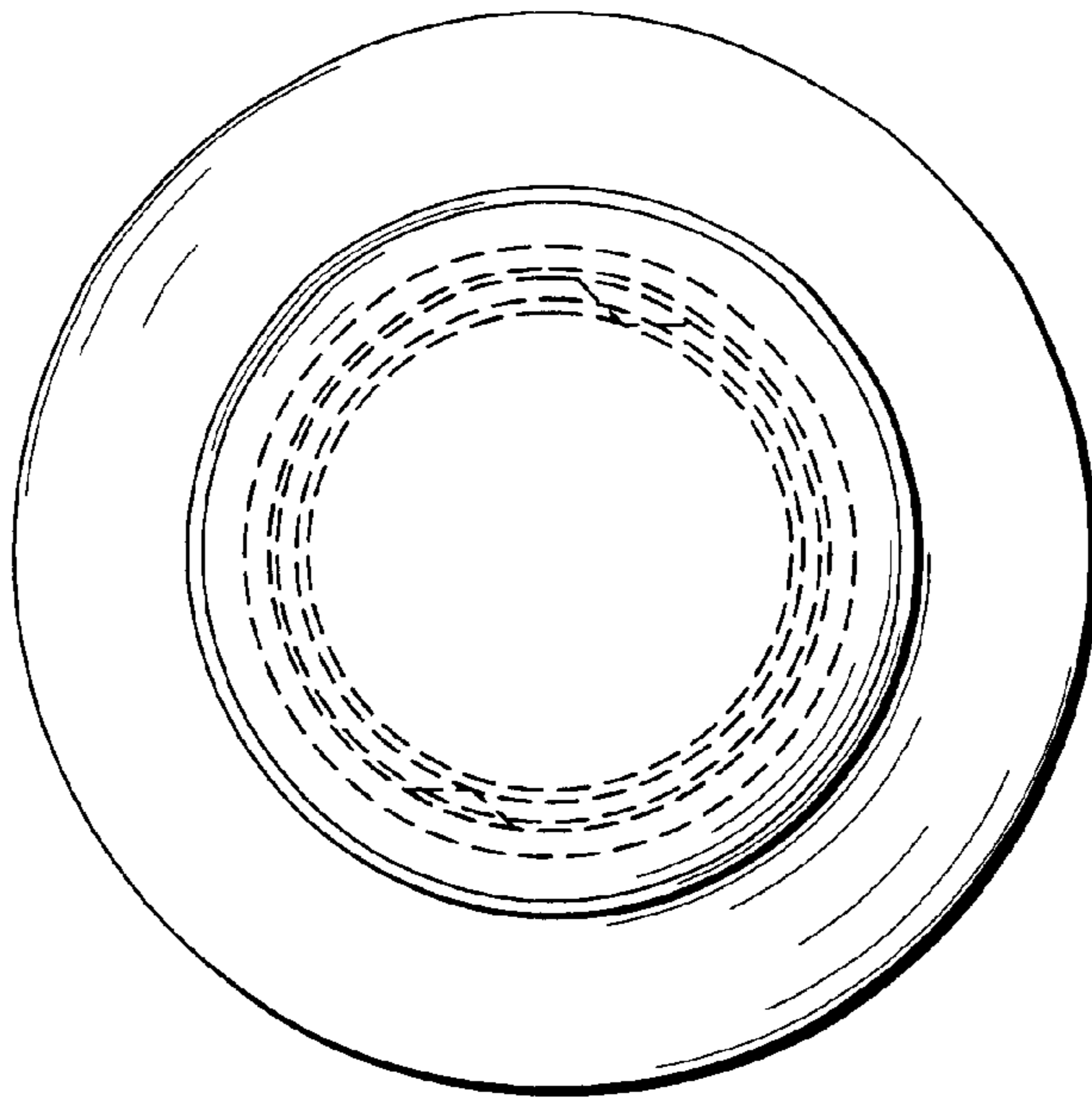


FIG. 3

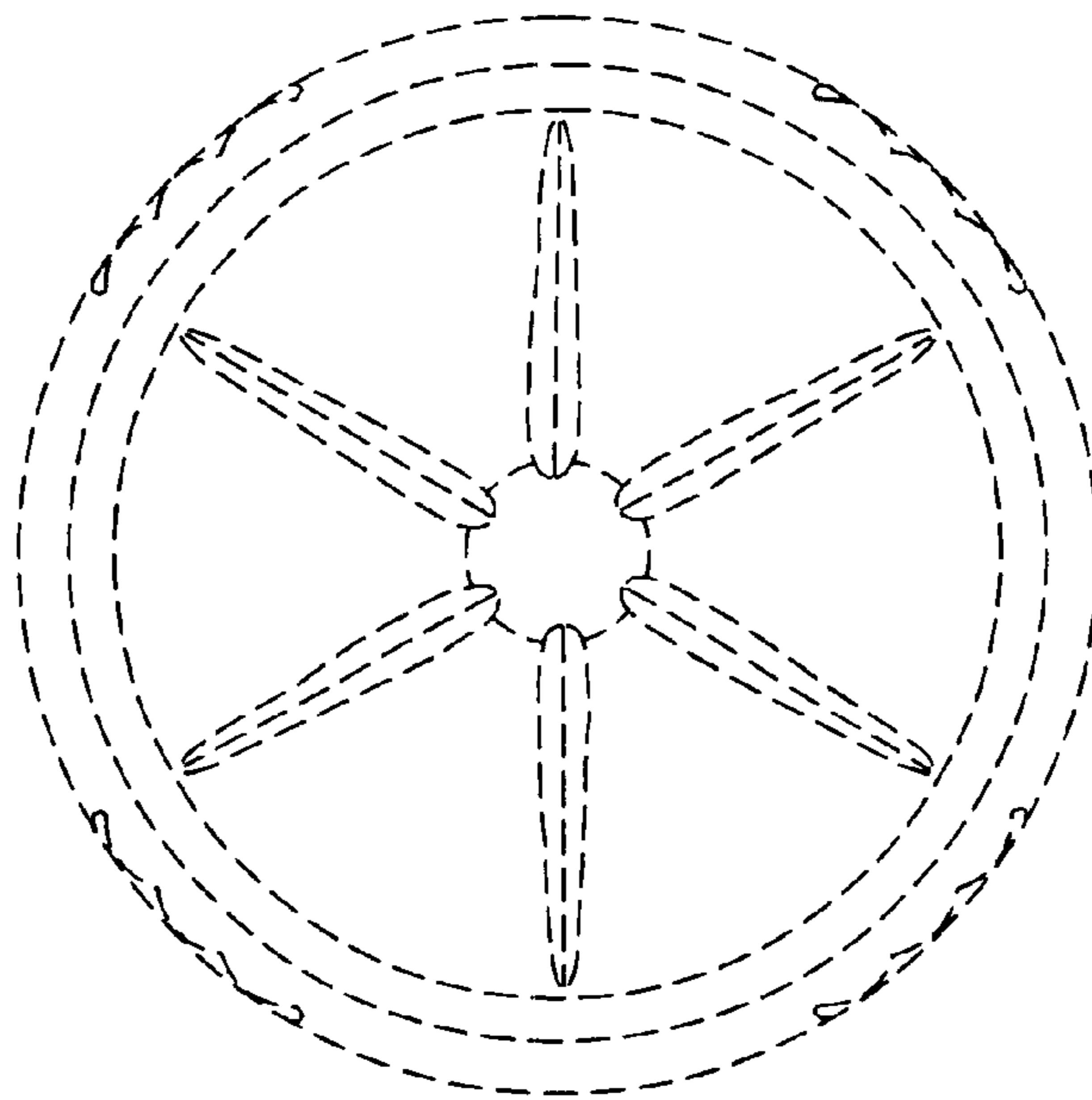


FIG. 4