



US00D458132S

(12) **United States Design Patent**  
**Chang**

(10) **Patent No.:** **US D458,132 S**

(45) **Date of Patent:** **\*\* Jun. 4, 2002**

(54) **TRAY COVER**

(76) **Inventor:** **Ching T. Chang**, 1074 E. Walnut St.,  
Westerville, OH (US) 43081

(\*\*) **Term:** **14 Years**

(21) **Appl. No.:** **29/141,258**

(22) **Filed:** **May 2, 2001**

(51) **LOC (7) Cl.** ..... **09-07**

(52) **U.S. Cl.** ..... **D9/435; D9/456**

(58) **Field of Search** ..... D9/434, 435, 456,  
D9/499; 206/433, 701, 710-712, 832, 518,  
557-567, 392, 395

(56) **References Cited**

**U.S. PATENT DOCUMENTS**

D150,496 S	*	8/1948	Erickson	
3,294,270 A	*	12/1966	Geisler	206/433
3,624,776 A	*	11/1971	Gordon	206/392
D254,296 S	*	2/1980	Doneauz	D9/456
D305,738 S	*	1/1990	Day	D9/456
D345,502 S	*	3/1994	Clar	D9/456
D444,950 S	*	7/2001	Hwang	D9/456

\* cited by examiner

*Primary Examiner*—Dominic Simone

(74) *Attorney, Agent, or Firm*—Thomas S. Baker, Jr.

(57) **CLAIM**

The ornamental design for a tray cover, as shown and described.

**DESCRIPTION**

FIG. 1 is a perspective view of the tray cover of the present invention;

FIG. 2 is a front view of the tray cover of the present invention;

FIG. 3 is a back view of the tray cover of the instant invention;

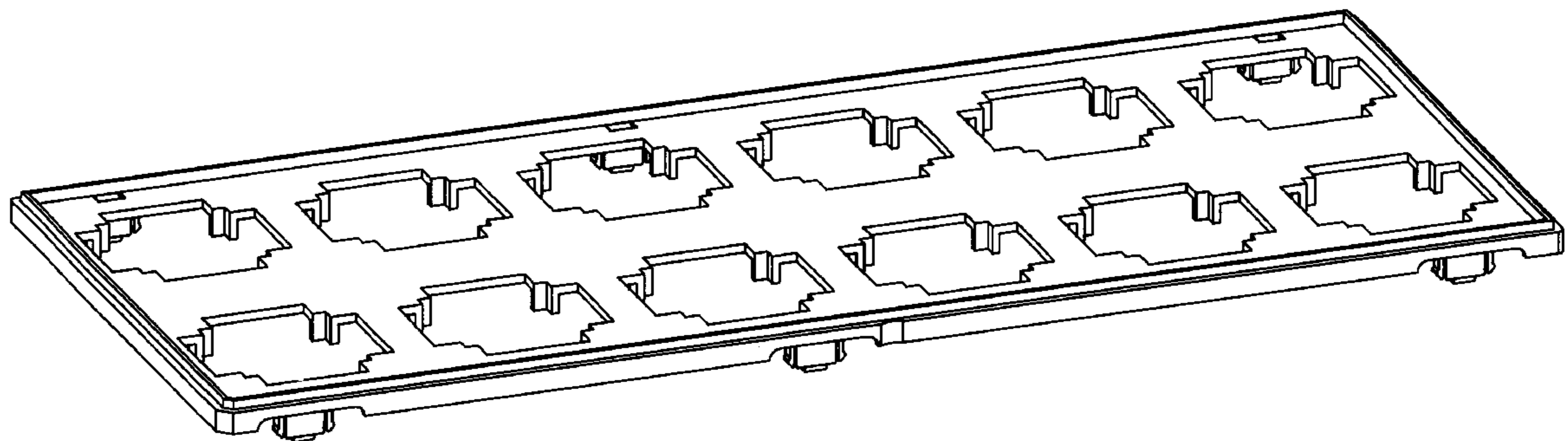
FIG. 4 is a top view of the tray cover of the present invention;

FIG. 5 is a bottom view of the tray cover of the instant invention;

FIG. 6 is a left side view of the tray cover of the present invention; and,

FIG. 7 is a right side view of the tray cover of the instant invention.

**1 Claim, 3 Drawing Sheets**



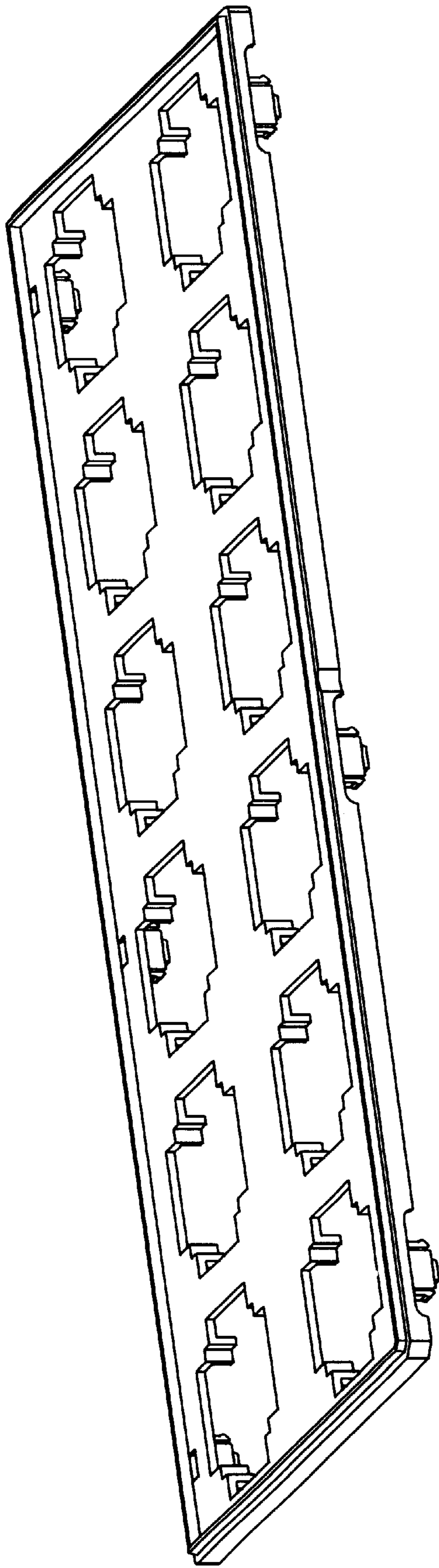


FIG. 1

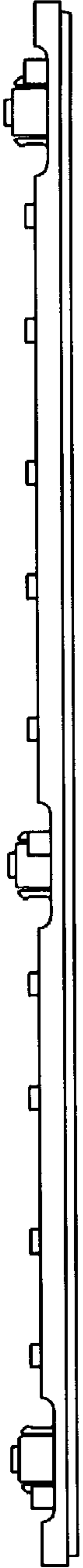


FIG. 4

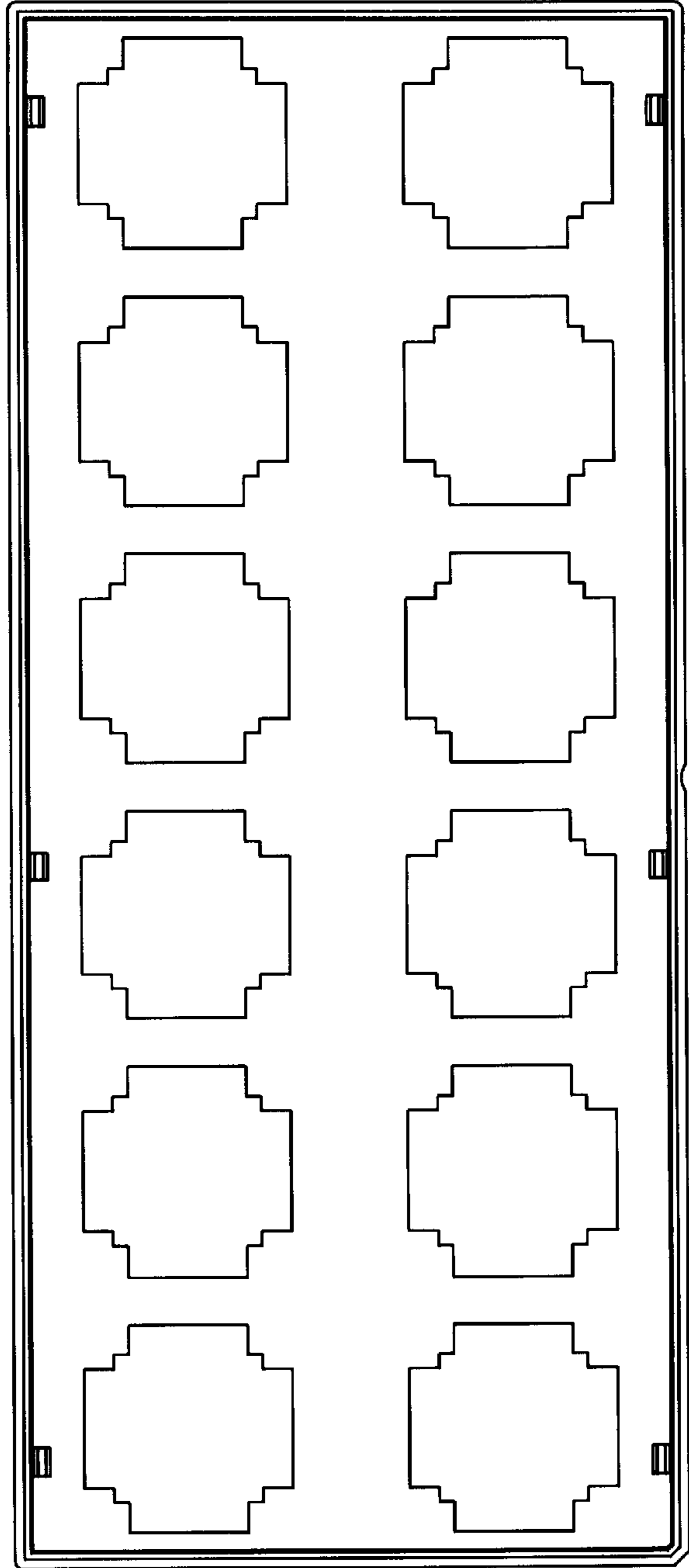


FIG. 2




FIG. 6

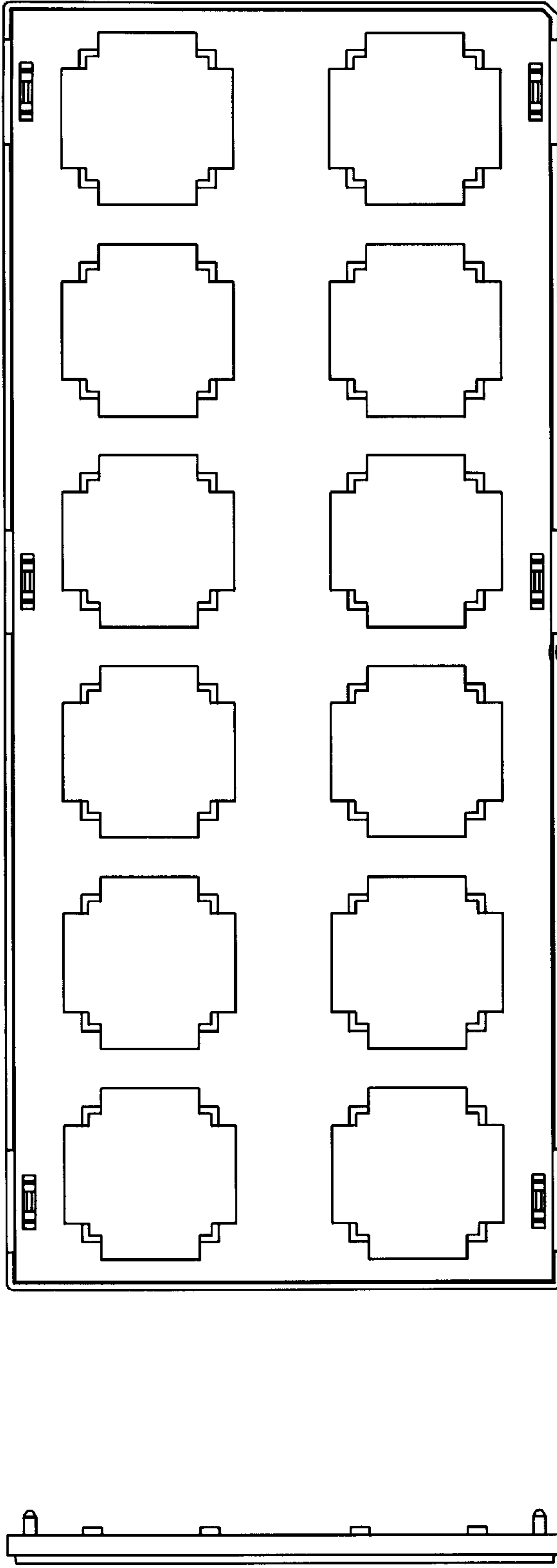


FIG. 7

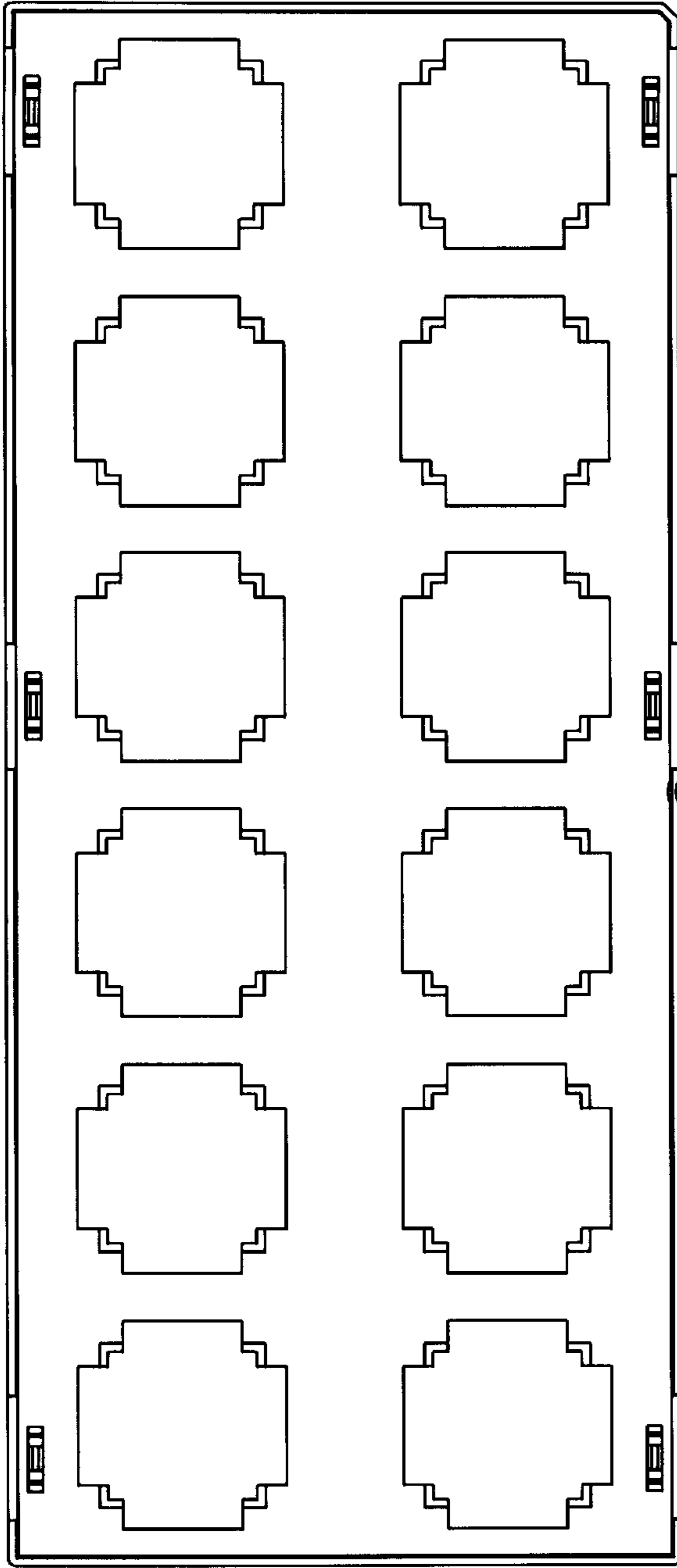


FIG. 3

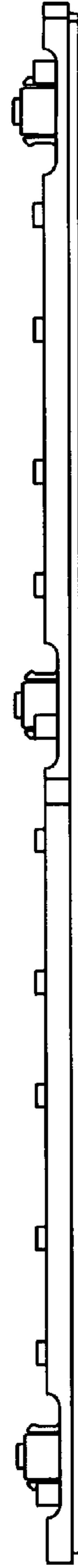


FIG. 5