



US00D458125S

(12) **United States Design Patent**
Tachikawa et al.

(10) **Patent No.:** **US D458,125 S**
(45) **Date of Patent:** **** Jun. 4, 2002**

(54) **FILM CARTRIDGE PACKAGING CONTAINER**

(75) Inventors: **Kimiko Tachikawa; Daisuke Tamezumi**, both of Tokyo (JP)

(73) Assignee: **Fuji Photo Film Co., Ltd.**, Kanagawa (JP)

(**) Term: **14 Years**

(21) Appl. No.: **29/143,530**

(22) Filed: **Jun. 18, 2001**

(30) **Foreign Application Priority Data**

Dec. 18, 2000 (JP) 2000-036142

(51) **LOC (7) Cl.** **09-03**

(52) **U.S. Cl.** **D9/415; D9/433**

(58) **Field of Search** D9/415, 337, 433, D9/456; 206/461-471, 806, 316.1, 316.2; D3/267, 263

(56) **References Cited**

U.S. PATENT DOCUMENTS

- 5,131,539 A * 7/1992 Karita et al. 206/462
- 5,337,099 A * 8/1994 Tasaka et al. 206/316.2
- 5,350,062 A * 9/1994 Takiguchi et al. 206/316.2

- D353,092 S * 12/1994 Green D9/415
- 5,711,424 A * 1/1998 Kicsow 206/316.2
- D406,754 S * 3/1999 Tanabe D9/415
- D423,926 S * 5/2000 Keller et al. D9/415
- D444,380 S * 7/2001 Matzner D9/415
- D448,284 S * 9/2001 Stanford et al. D9/415

* cited by examiner

Primary Examiner—Prabhakar Deshmukh

(74) *Attorney, Agent, or Firm*—Young & Thompson

(57) **CLAIM**

The ornamental design for a film cartridge packaging container, as shown and described.

DESCRIPTION

FIG. 1 is a top, front and side perspective view of a film cartridge packaging container showing our new design; FIG. 2 is a front elevational view thereof; FIG. 3 is a rear elevational view thereof; FIG. 4 is a top plan view thereof; FIG. 5 is a bottom plan view thereof; FIG. 6 is a side elevational view thereof taken from the right of FIG. 2, the side elevational view from the left of FIG. 2 being the mirror image thereof; and, FIG. 7 is a plan view thereof in an unfolded state.

1 Claim, 4 Drawing Sheets

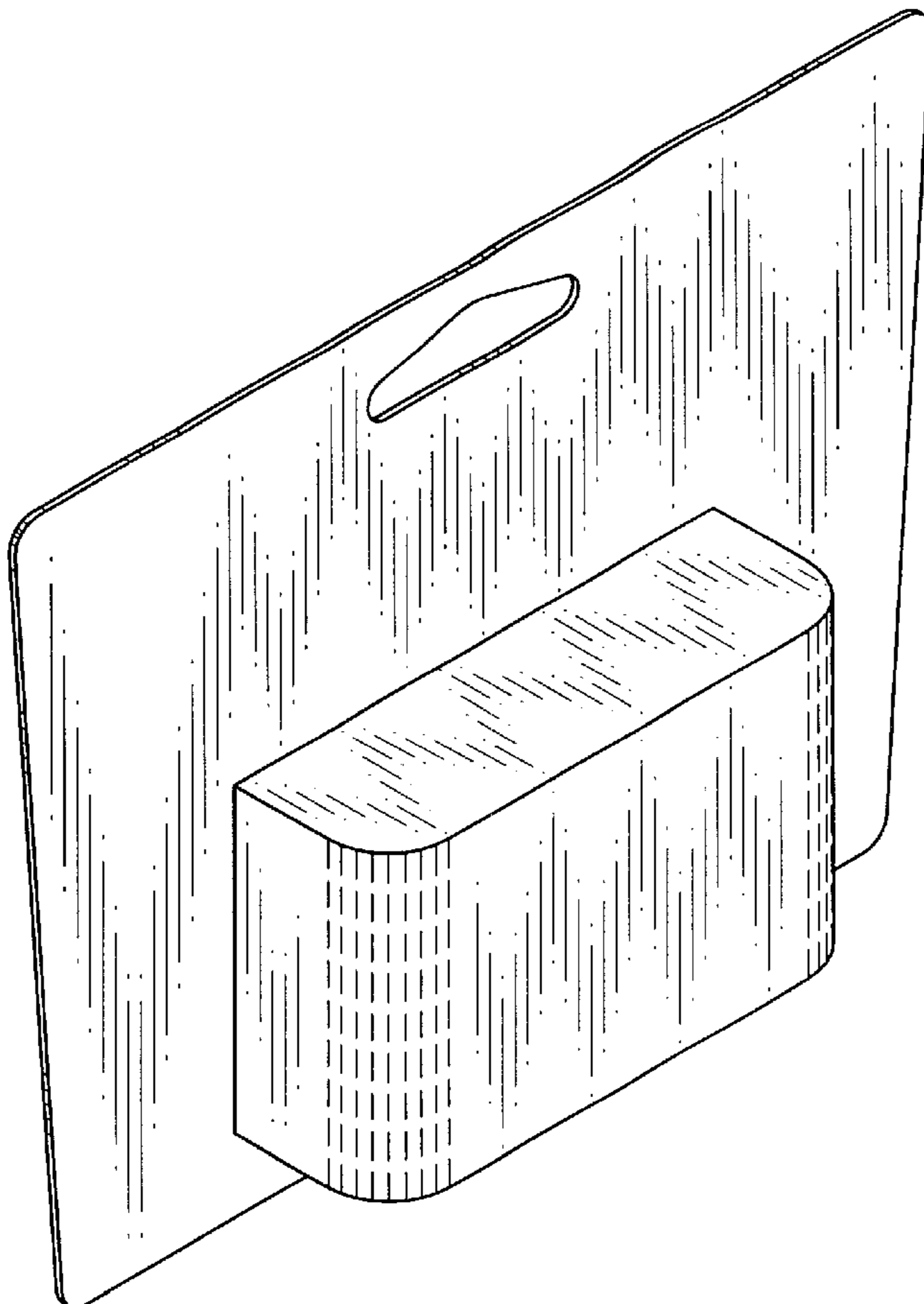


FIG. 1

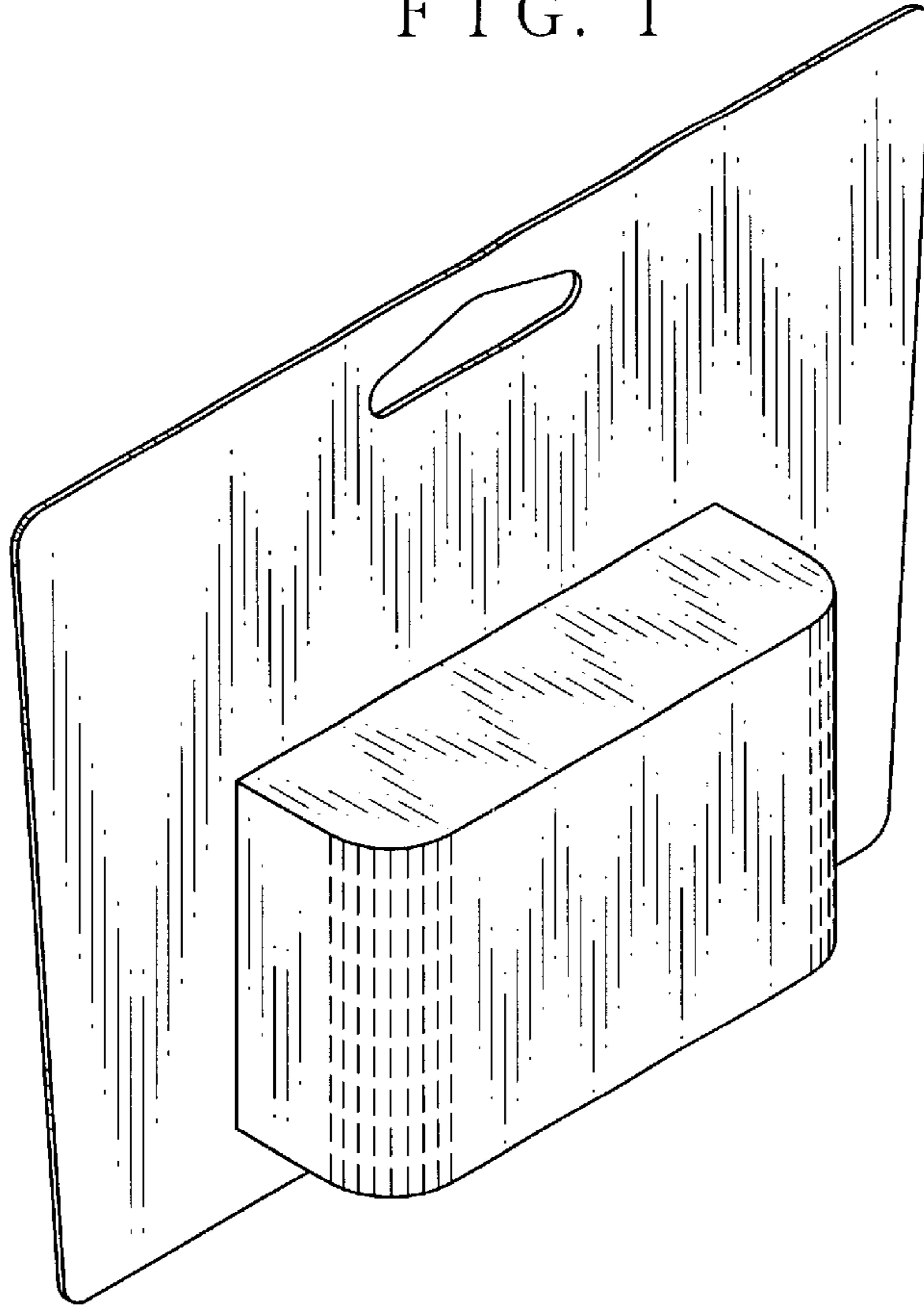


FIG. 2

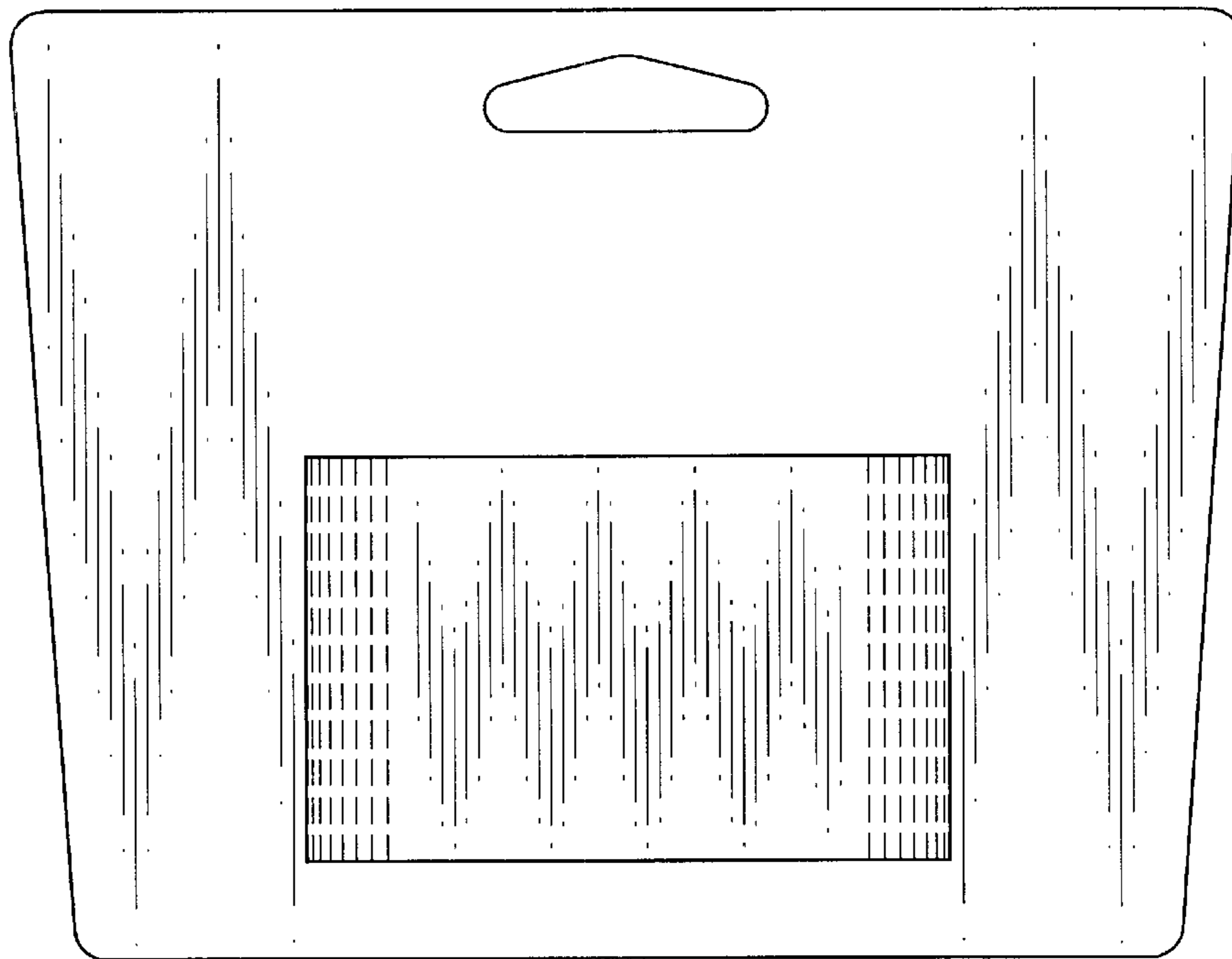


FIG. 3

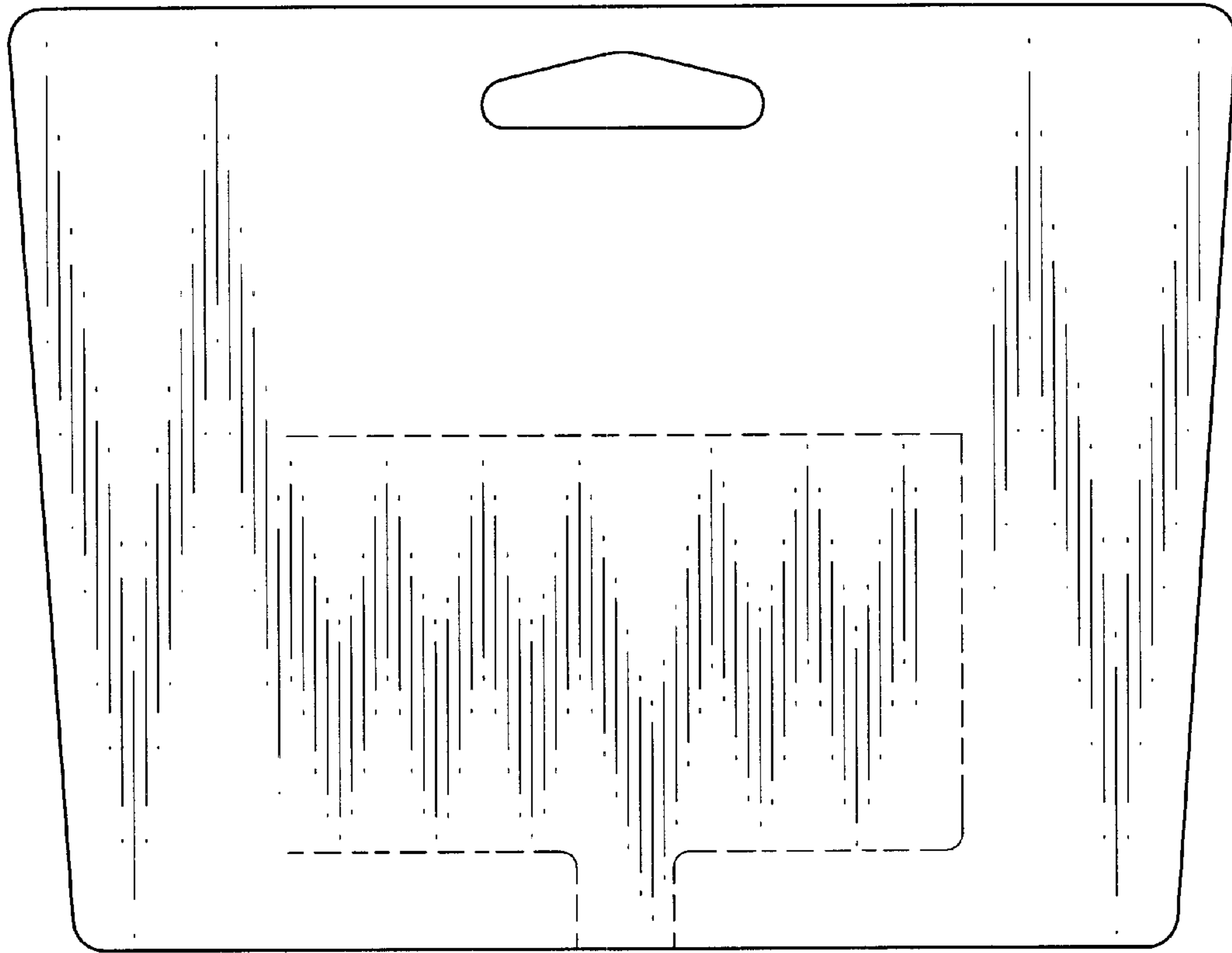


FIG. 4

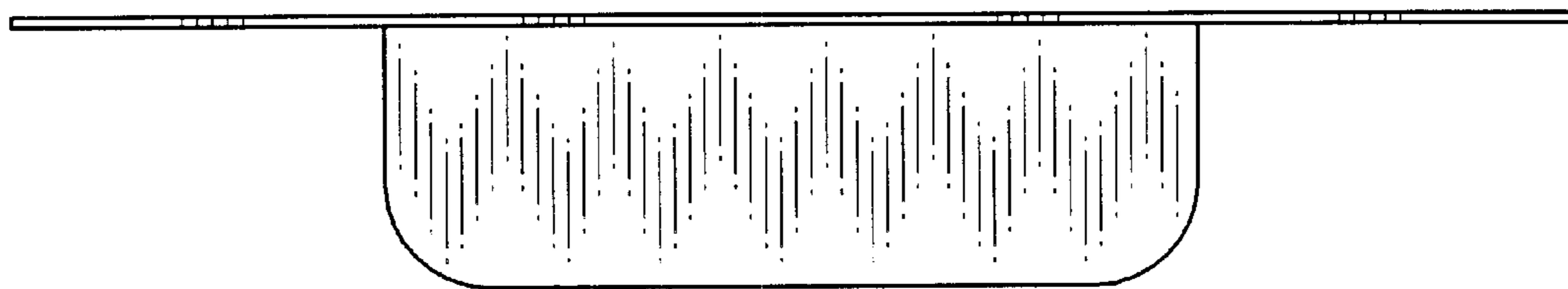


FIG. 5

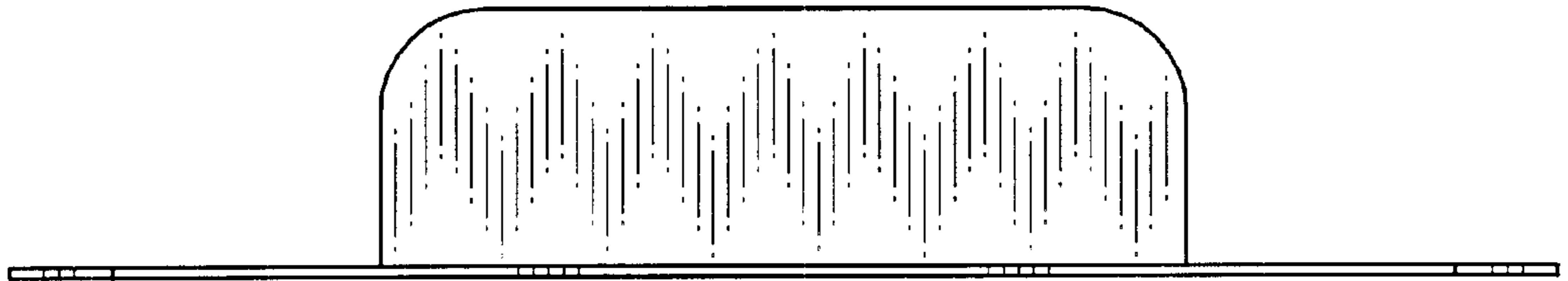


FIG. 6

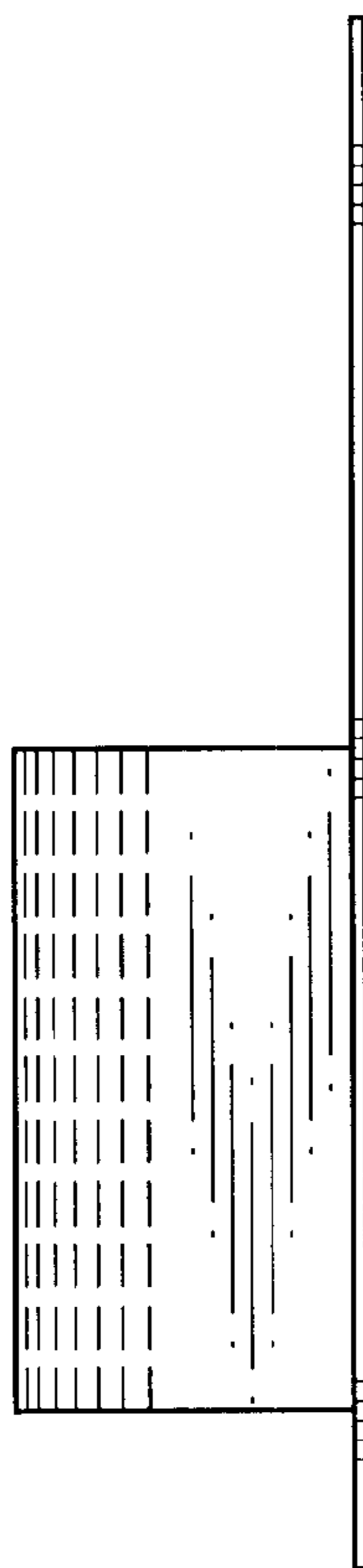


FIG. 7

