



US00D458114S

(12) **United States Design Patent**
Stekelenburg

(10) **Patent No.:** **US D458,114 S**

(45) **Date of Patent:** **** Jun. 4, 2002**

(54) **CORD REEL**

(75) Inventor: **Albert Stekelenburg**, Taipei (TW)

(73) Assignee: **All-Line Inc.** (TW)

(**) Term: **14 Years**

(21) Appl. No.: **29/151,827**

(22) Filed: **Dec. 12, 2001**

(51) **LOC (7) Cl.** **08-05**

(52) **U.S. Cl.** **D8/358**

(58) **Field of Search** D8/349, 354, 356,
D8/357, 358, 359; 137/355.2, 355.12, 355.16,
355.17, 355.18, 355.19, 355.22, 355.26,
355.27, 355.28; 191/12.2 R, 12.4; 206/389;
239/195; 242/118, 118.4, 118.6, 118.62,
128, 129, 129.5, 129.51, 129.6, 129.62,
134, 137, 395, 398, 403, 405, 405.1, 405.2,
405.3, 407; D13/137.4

(56) **References Cited**

U.S. PATENT DOCUMENTS

D257,576 S * 12/1980 Bobrovniczky D8/358

D260,985 S * 9/1981 Moylan D8/358
4,338,497 A * 7/1982 Drew 191/12.4
D282,356 S * 1/1986 Schwartz D8/358
D442,066 S * 5/2001 Stekelenburg D8/358
D442,551 S * 5/2001 Stekelenburg D13/137.4

* cited by examiner

Primary Examiner—Doris V. Coles

Assistant Examiner—Elizabeth A. Albert

(74) *Attorney, Agent, or Firm*—Troxell Law Office PLLC

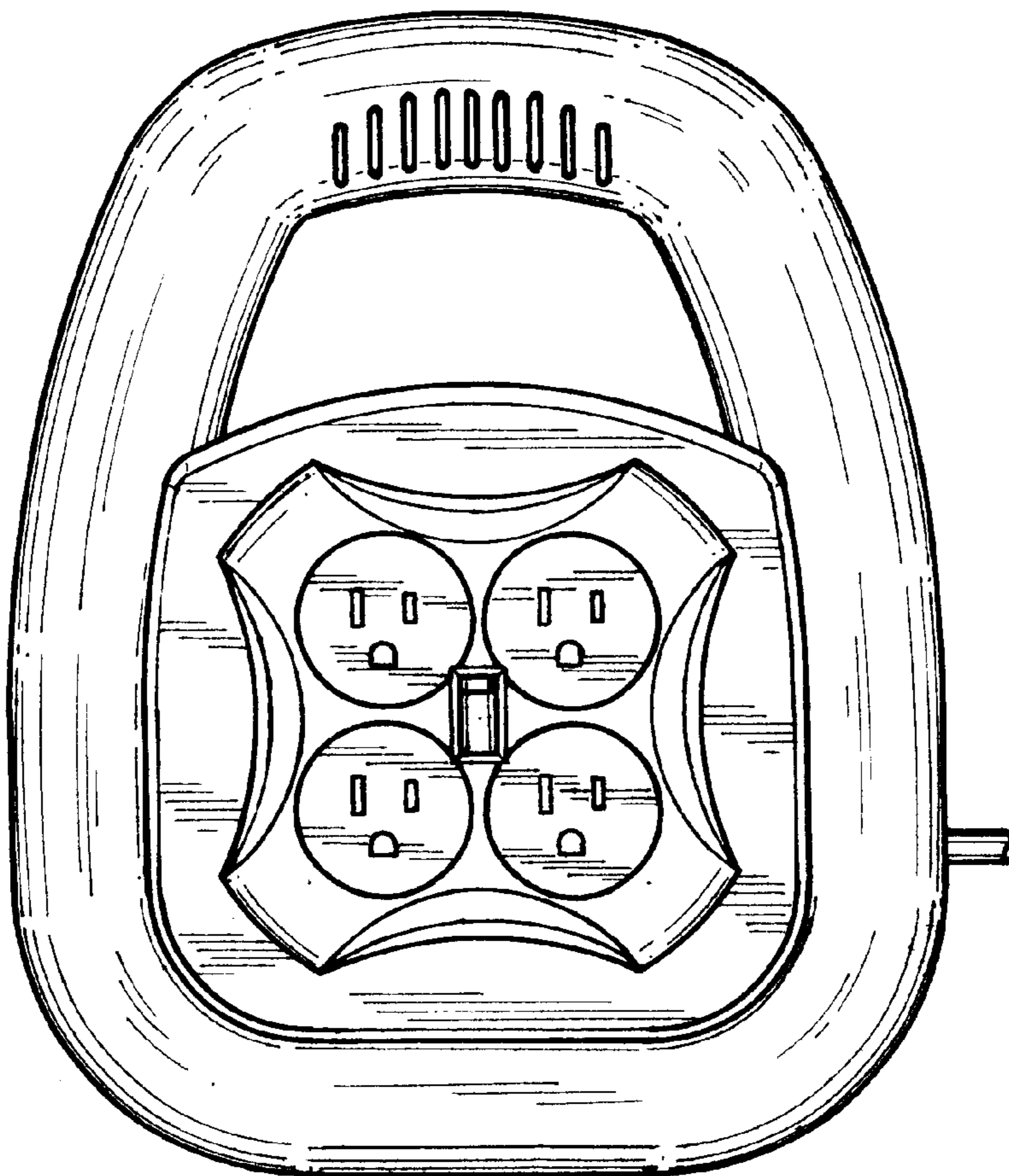
(57) **CLAIM**

The ornamental design for a cord reel, as shown and described.

DESCRIPTION

FIG. 1 is a top view of a cord reel showing the preferred embodiment of my new design;
FIG. 2 is a front view thereof;
FIG. 3 is a right side elevational view thereof;
FIG. 4 is a bottom view thereof;
FIG. 5 is a rear view thereof; and,
FIG. 6 is a left side elevational view thereof.

1 Claim, 2 Drawing Sheets






FIG. 1

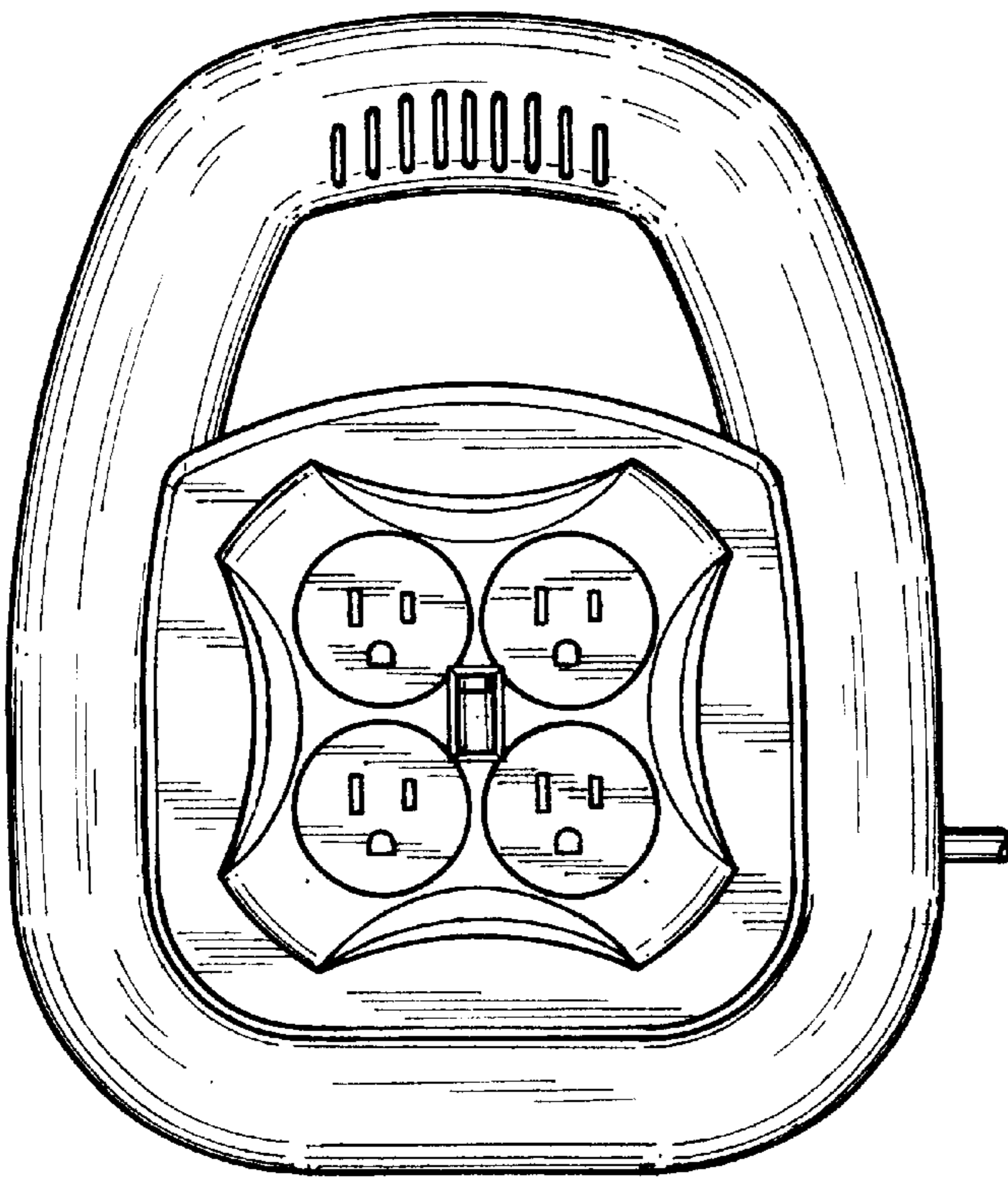


FIG. 2

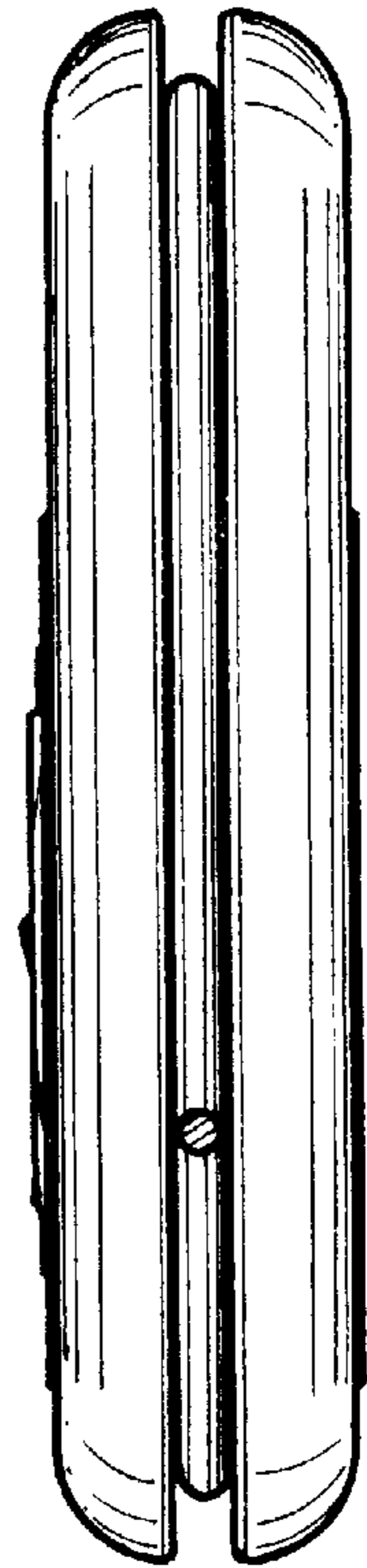


FIG. 3




FIG. 4

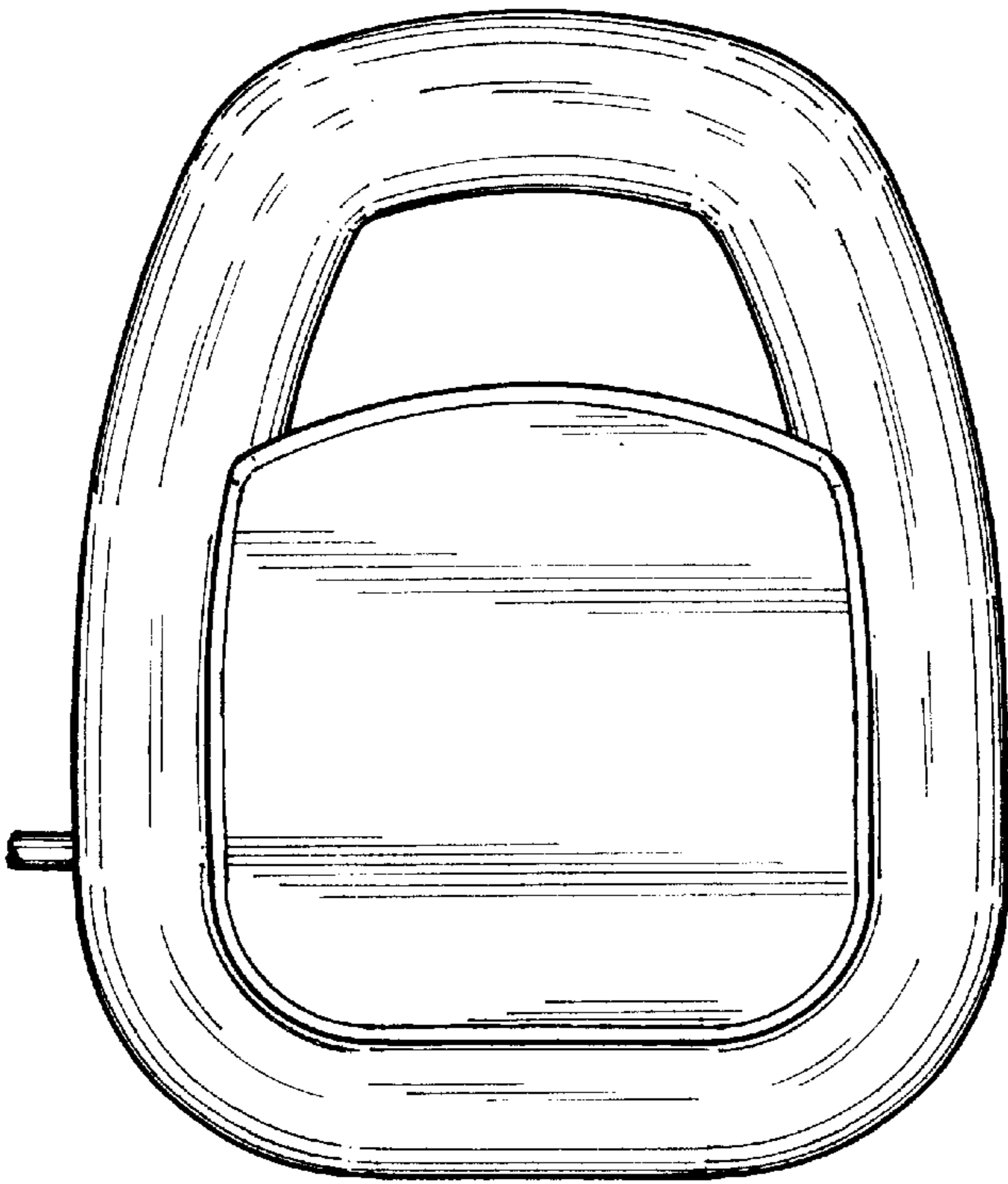


FIG. 5

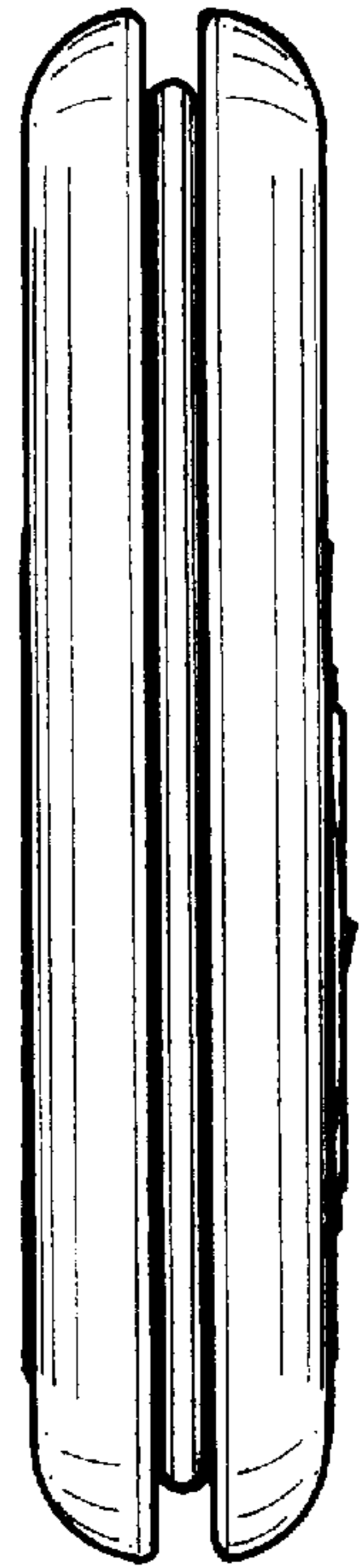


FIG. 6