



US00D458109S

(12) **United States Design Patent**
Hartel

(10) **Patent No.:** **US D458,109 S**

(45) **Date of Patent:** **** Jun. 4, 2002**

(54) **HANDLE CLOSURE**

(75) Inventor: **Marc Hartel**, Reiskirchen (DE)

(73) Assignee: **Rittal GmbH & Co. KG**, Herborn (DE)

(**) Term: **14 Years**

(21) Appl. No.: **29/139,801**

(22) Filed: **Apr. 5, 2001**

(30) **Foreign Application Priority Data**

Oct. 5, 2000 (DE) 4 00 09 681

(51) **LOC (7) Cl.** **08-07**

(52) **U.S. Cl.** **D8/338**

(58) **Field of Search** D8/330, 331, 300,
D8/301, 302, 306, 336-338, 341; 292/336.3,
DIG. 30, DIG. 31; 70/207, 208, 215

(56) **References Cited**

U.S. PATENT DOCUMENTS

4,631,937 A * 12/1986 Debus et al. 70/207
D292,171 S * 10/1987 Berg D8/331

D343,347 S * 1/1994 Lau et al. D8/301
D353,530 S * 12/1994 Gartner D8/330
D360,124 S * 7/1995 Gartner D8/330
D391,143 S * 2/1998 Jancsek D8/338
D406,040 S * 2/1999 Kuehn D8/301
D444,372 S * 7/2001 Segawa D8/338

* cited by examiner

Primary Examiner—Brian N. Vinson

(74) *Attorney, Agent, or Firm*—Pauley Petersen Kinne & Erickson

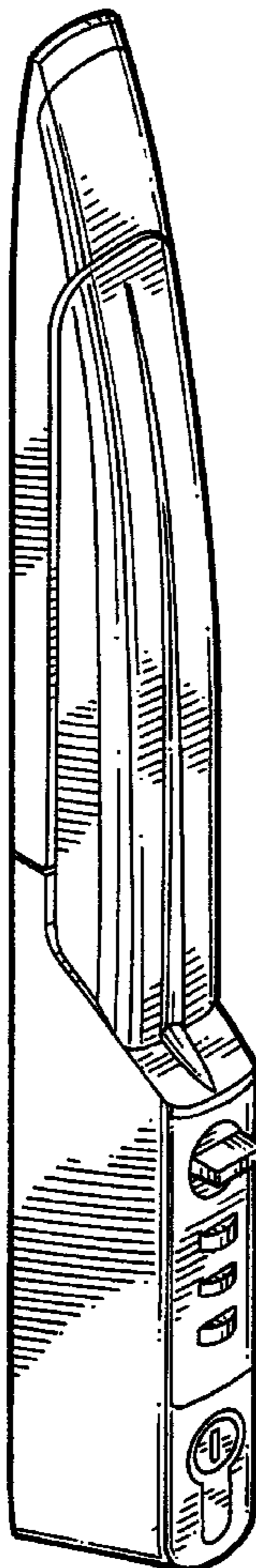
(57) **CLAIM**

The ornamental design for a handle closure, as shown.

DESCRIPTION

FIG. 1 is a top, front, and left side perspective view of a closure handle showing my new design; FIG. 2 is a front elevational view thereof; FIG. 3 is a left side elevational view thereof; FIG. 4 is a right side elevational view thereof; FIG. 5 is a top plan view thereof; and, FIG. 6 is a bottom plan view thereof.

1 Claim, 5 Drawing Sheets



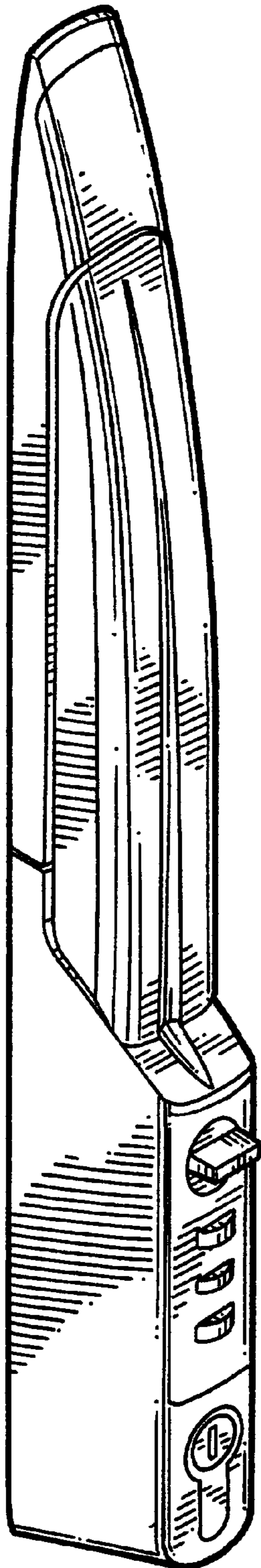


FIG. 1




FIG. 2

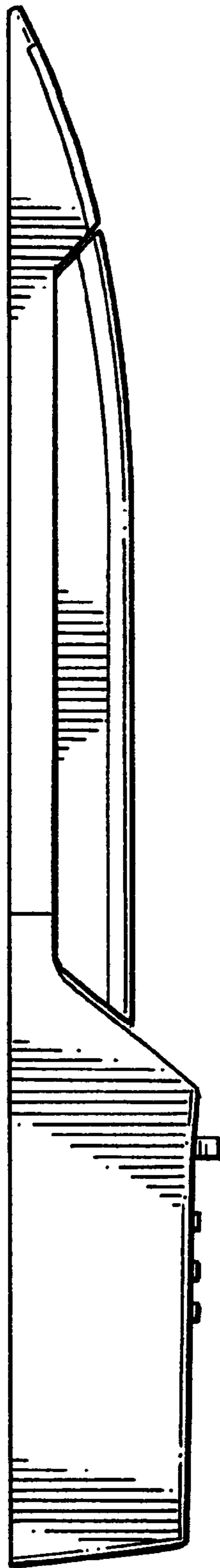


FIG. 3

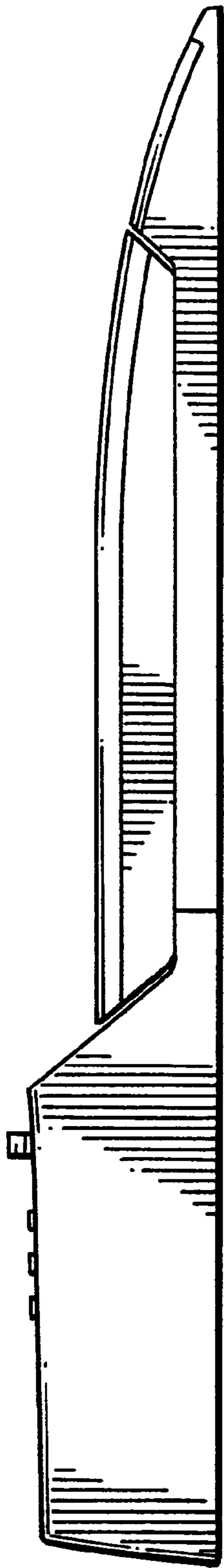


FIG. 4




FIG. 5




FIG. 6