



US00D458100S

(12) **United States Design Patent**  
**Bowers**

(10) **Patent No.:** **US D458,100 S**

(45) **Date of Patent:** **\*\* Jun. 4, 2002**

(54) **CANDLE WICK TRIMMING DEVICE**

6,243,954 B1 \* 6/2001 Bowers ..... 30/233  
6,321,453 B1 \* 11/2001 Pappas ..... 30/179

(76) **Inventor:** **Christopher F. Bowers**, 772 E. Providence Rd., Aldan, PA (US) 19018

\* cited by examiner

(\*\*) **Term:** **14 Years**

*Primary Examiner*—Alan P. Douglas

*Assistant Examiner*—Clare E. Heflin

(21) **Appl. No.:** **29/150,531**

(74) *Attorney, Agent, or Firm*—Schnader Harrison Segal & Lewis LLP

(22) **Filed:** **Nov. 6, 2001**

(57) **CLAIM**

(51) **LOC (7) Cl.** ..... **08-03**

The ornamental design for a candle wick trimming device, as shown and described.

(52) **U.S. Cl.** ..... **D8/57; D8/52**

(58) **Field of Search** ..... D8/5, 57, 107, D8/98; D24/148; 606/174; 30/120, 145, 194, 201, 229, 230, 248, 257, 261, 262, 266, 268, 232, 233; 7/135

**DESCRIPTION**

(56) **References Cited**

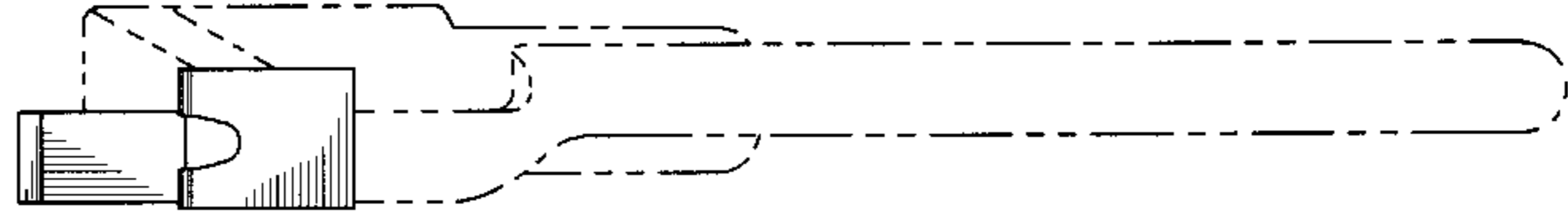
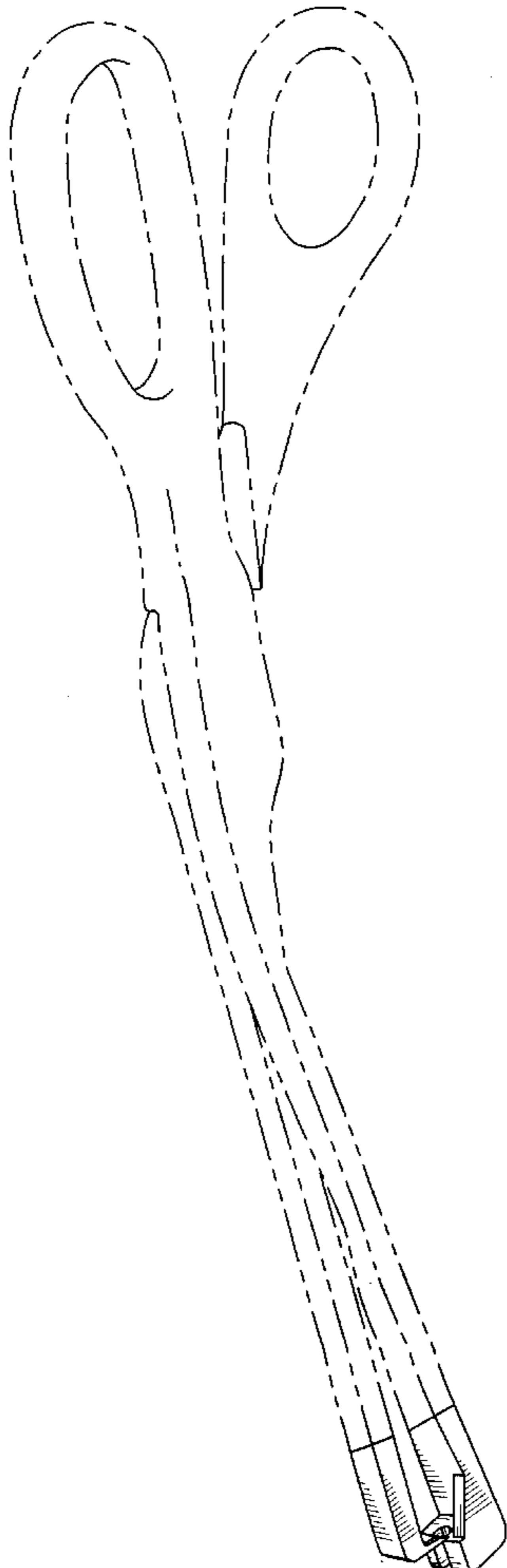
FIG. 1 shows a front perspective view of the invention; FIG. 2 shows a front elevational view of the invention; FIG. 3 shows a back elevational view of the invention; FIG. 4 shows a right elevational view of the invention; FIG. 5 shows a left elevational view of the invention; and, FIG. 6 shows a top plan view of the invention.

**U.S. PATENT DOCUMENTS**

The broken lines shown on the drawings are for illustrative purposes only and form no part of the claimed design.

2,994,321	A	*	8/1961	Tischler	.....	D24/148 X
4,049,002	A	*	9/1977	Kletschka et al.	.....	604/35
4,872,455	A	*	10/1989	Pinchuk et al.	.....	606/174
5,439,471	A	*	8/1995	Kerr	.....	606/174
5,561,904	A	*	10/1996	Chung	.....	30/234

**1 Claim, 5 Drawing Sheets**



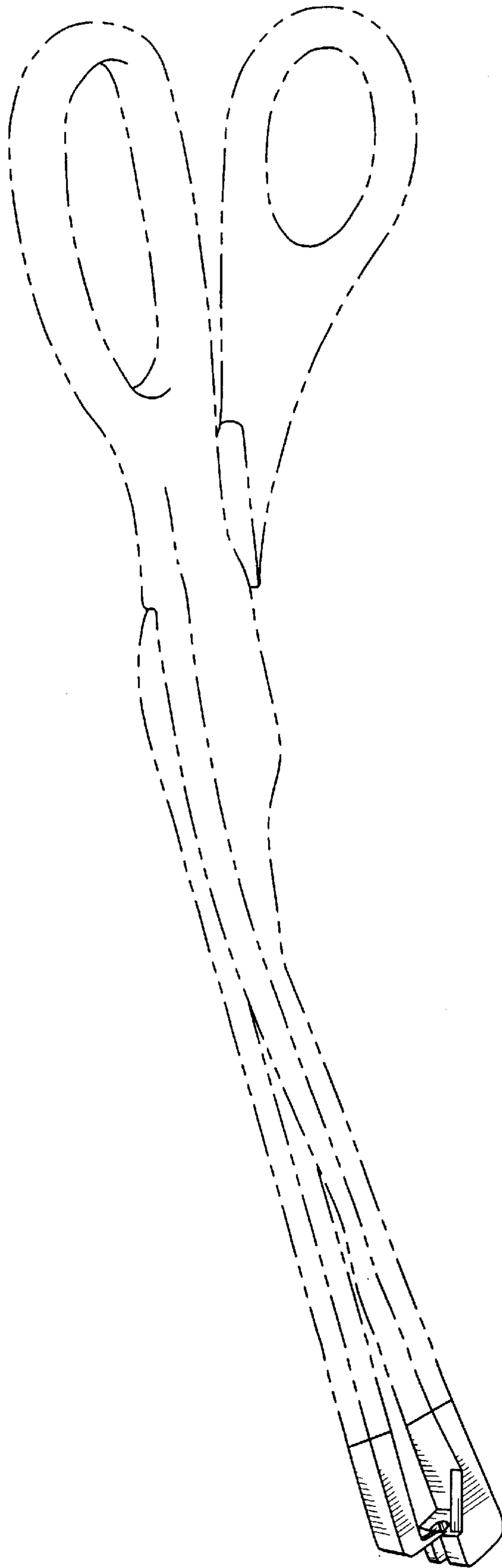


FIG. 1




FIG. 2




FIG. 3



FIG. 4




FIG. 5

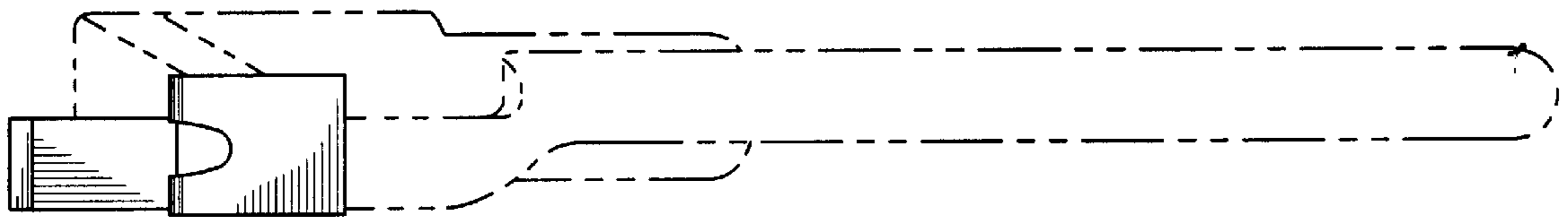


FIG. 6