



US00D458096S

(12) **United States Design Patent**
Rosenbaum

(10) **Patent No.:** **US D458,096 S**

(45) **Date of Patent:** **** Jun. 4, 2002**

(54) **BRACELET ATTACHMENT TOOL**

D428,825 S * 8/2000 Wiseman D11/87
D440,739 S * 4/2001 Hsu D2/641

(76) Inventor: **Richard Rosenbaum**, 31925 Via
Cordoba, Temecula, CA (US) 92592

* cited by examiner

(**) Term: **14 Years**

Primary Examiner—Philip S. Hyder
(74) *Attorney, Agent, or Firm*—Gerald E. Helget; Briggs
and Morgan

(21) Appl. No.: **29/131,938**

(22) Filed: **Oct. 30, 2000**

(57) **CLAIM**

(51) **LOC (7) Cl.** **08-05**

The ornamental design for a bracelet attachment tool, as
shown and described.

(52) **U.S. Cl.** **D8/14; D11/87; D2/641**

(58) **Field of Search** D8/14; D11/87,
D11/86; 223/111; 63/3; 294/2; D2/641

DESCRIPTION

(56) **References Cited**


FIG. 1 is a top plan view showing my new design;
FIG. 2 is a bottom plan view;
FIG. 3 is a front elevational view;
FIG. 4 is a left side elevational view;
FIG. 5 is a right side elevational view; and,
FIG. 6 is a rear elevational view.

U.S. PATENT DOCUMENTS

D363,042 S	10/1995	Papernik	D11/86
5,709,327 A	1/1998	LaMacchia	223/111
5,741,035 A *	4/1998	Glass	294/1.1
5,855,401 A	1/1999	Papernik	294/2
5,934,526 A	8/1999	Rosenbaum	223/111
6,036,065 A *	3/2000	Wofford et al.	223/111

The broken line showing of the clip is for illustrative
purposes only and forms no part of the claimed design.

1 Claim, 2 Drawing Sheets






Fig. 1.

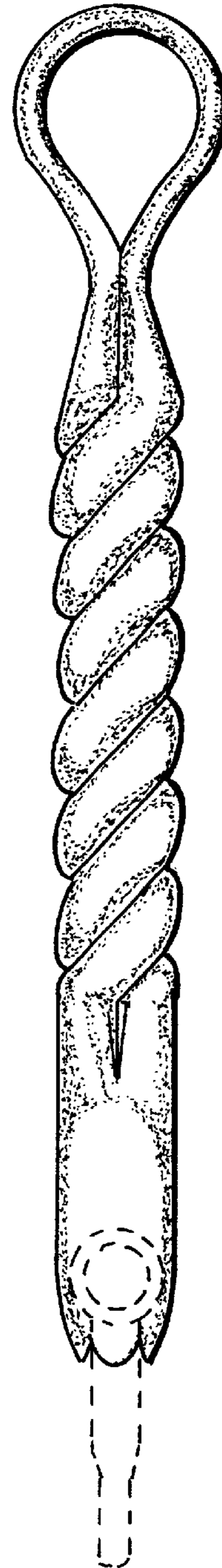


Fig. 2.

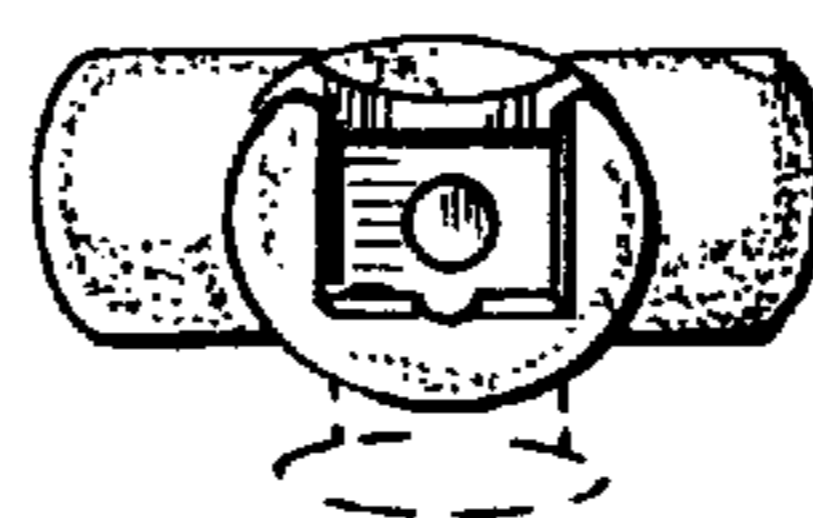


Fig. 3.

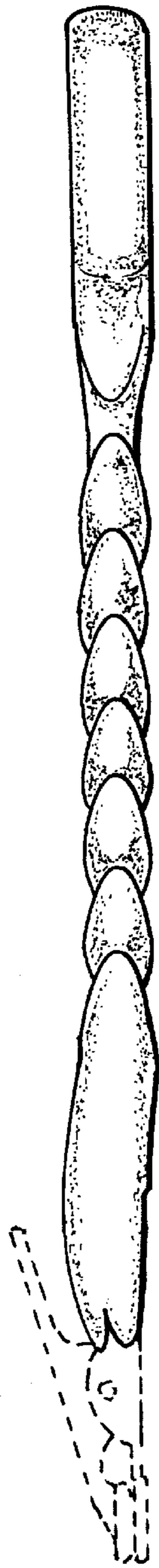


Fig. 4.

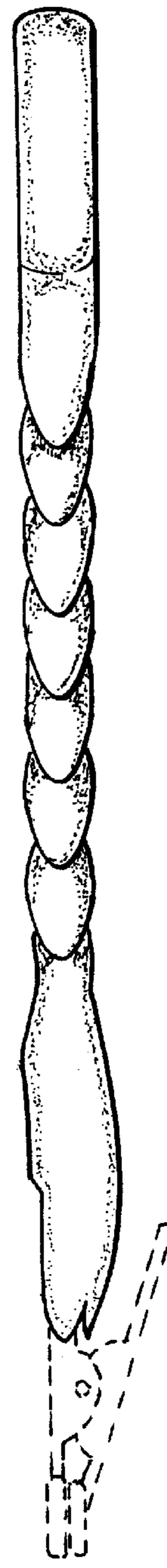


Fig. 5.

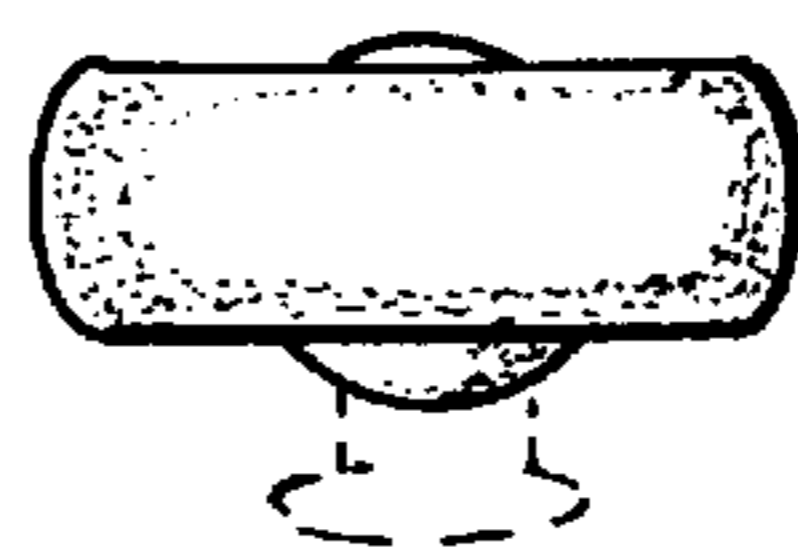


Fig. 6.