



US00D458079S

(12) **United States Design Patent**
Candianides

(10) **Patent No.:** **US D458,079 S**

(45) **Date of Patent:** **** Jun. 4, 2002**

(54) **COVER FOR A COOKING UTENSIL**

(75) **Inventor:** **Florence Candianides, Annecy le Vieux (FR)**

(73) **Assignee:** **Tefal S.A., Rumilly (FR)**

(**) **Term:** **14 Years**

(21) **Appl. No.:** **29/145,863**

(22) **Filed:** **Aug. 1, 2001**

(30) **Foreign Application Priority Data**

Feb. 1, 2001 (FR) 01 0625

(51) **LOC (7) Cl.** **07-02**

(52) **U.S. Cl.** **D7/391**

(58) **Field of Search** D7/323, 354-361, D7/391-392.1, 538-545, 601, 602, 629; D9/414, 424, 428, 435, 443, 454; 220/309.1, 315, 316, 367.1, 376, 377, 790-793, 573.1

(56) **References Cited**

U.S. PATENT DOCUMENTS

D28,378 S * 3/1898 Geering D7/391

D178,690 S * 9/1956 Painter D7/360

D416,437 S * 11/1999 Cheng D7/391

D439,469 S * 3/2001 Ferrer D7/360

* cited by examiner

Primary Examiner—Caron D. Veynar

(74) *Attorney, Agent, or Firm*—Young & Thompson

(57) **CLAIM**

The ornamental design for a cover for a cooking utensil, as shown and described.

DESCRIPTION

FIG. 1 is a top and side perspective view of a cover for a cooking utensil, showing my new design;

FIG. 2 is a side elevational view thereof, the opposite side view is a mirror image thereof;

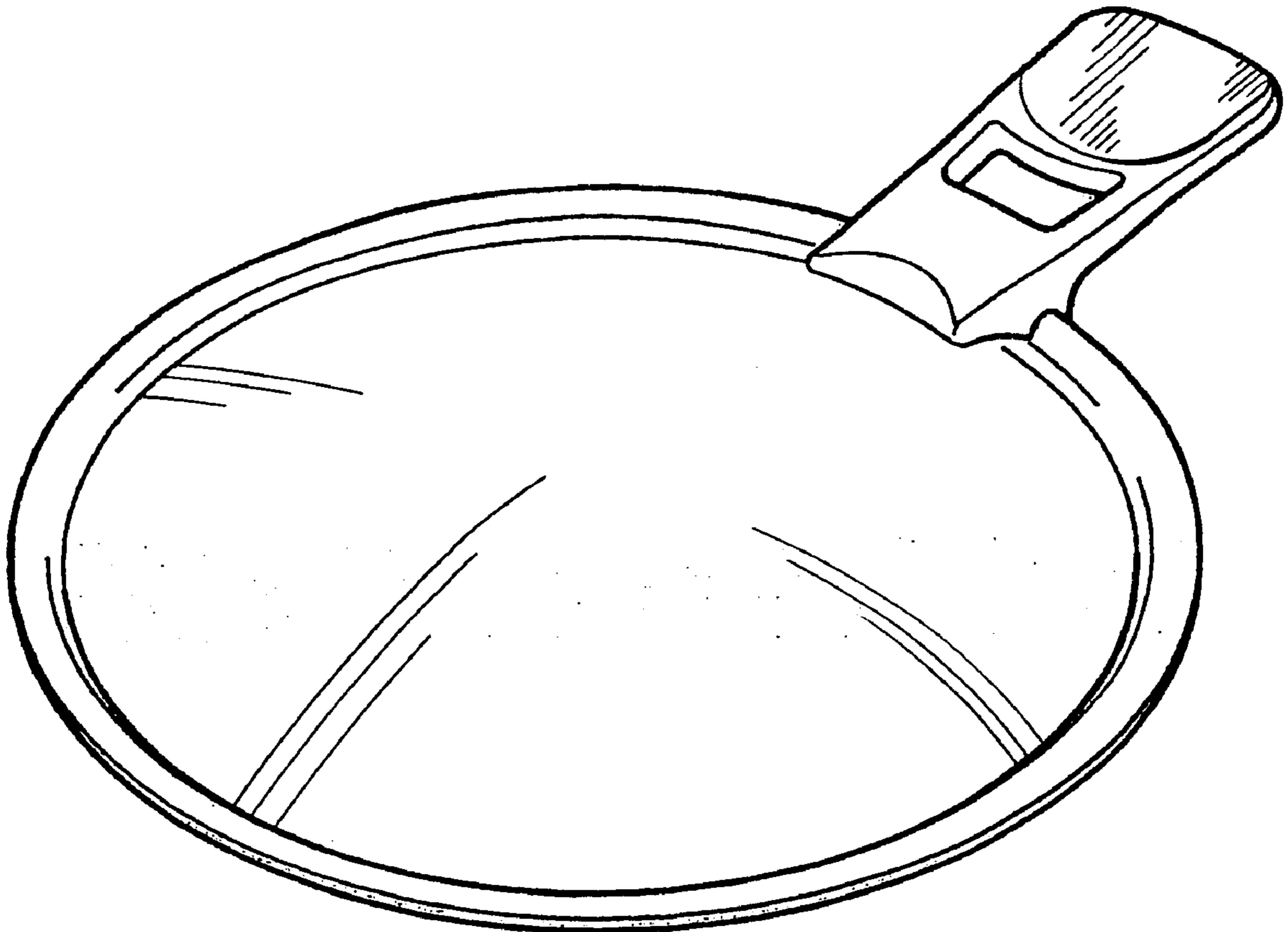
FIG. 3 is a side elevational view thereof from the left of FIG. 2;

FIG. 4 is a side elevational view thereof from the right of FIG. 2;

FIG. 5 is a top plan view thereof; and,

FIG. 6 is a bottom plan view thereof.

1 Claim, 6 Drawing Sheets



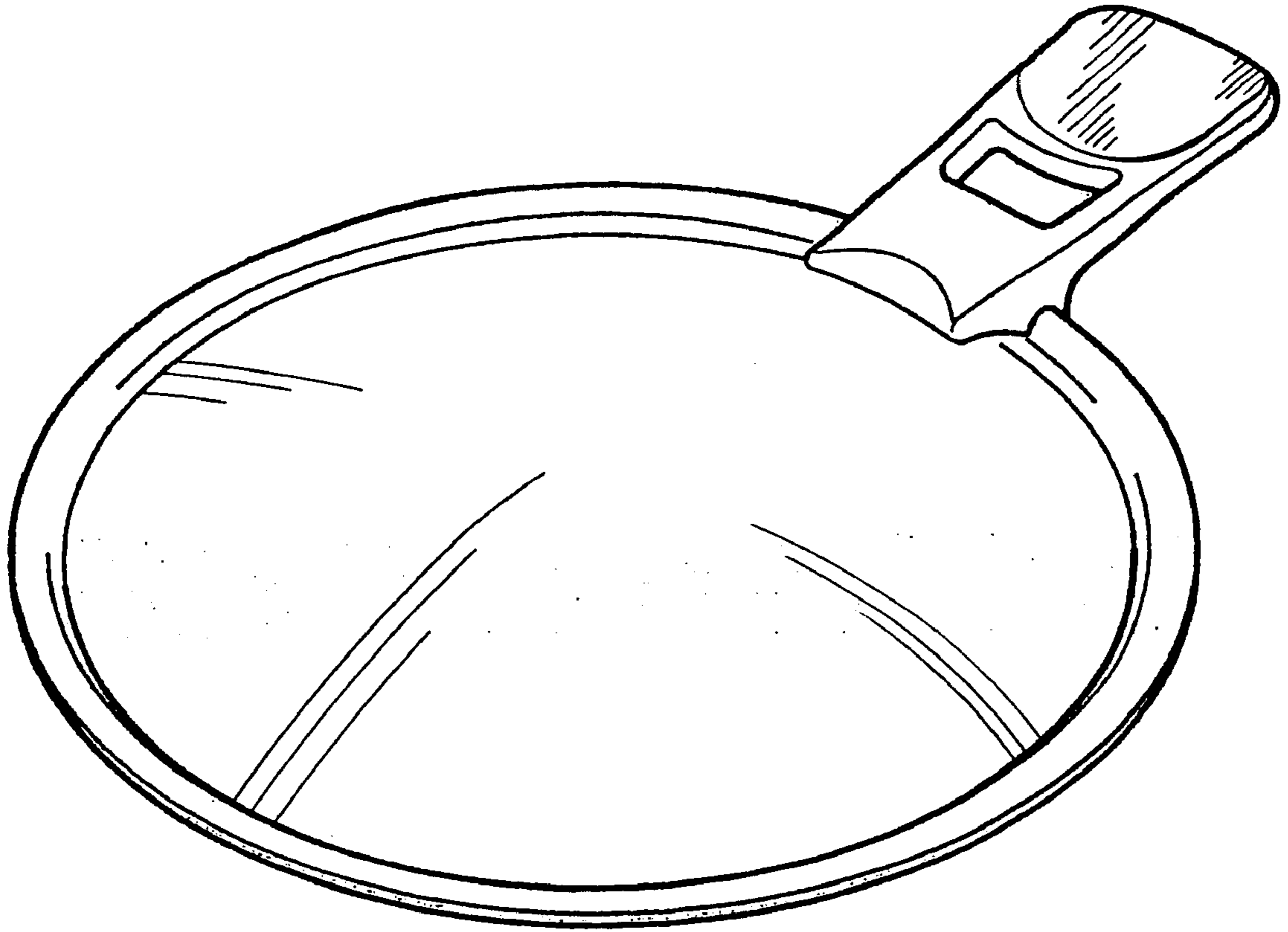


Fig. 1




Fig. 2




Fig. 3




Fig. 4

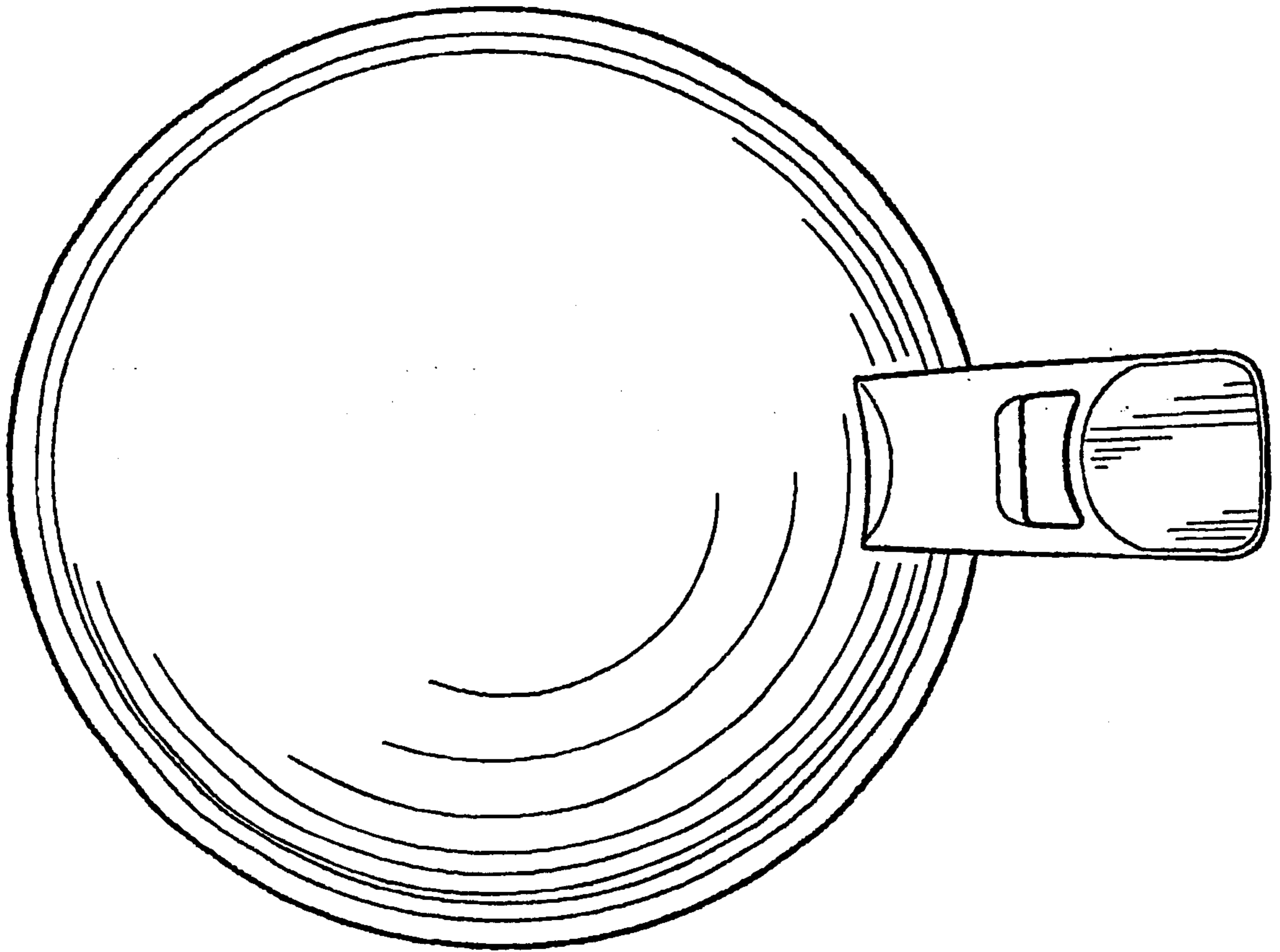


Fig. 5

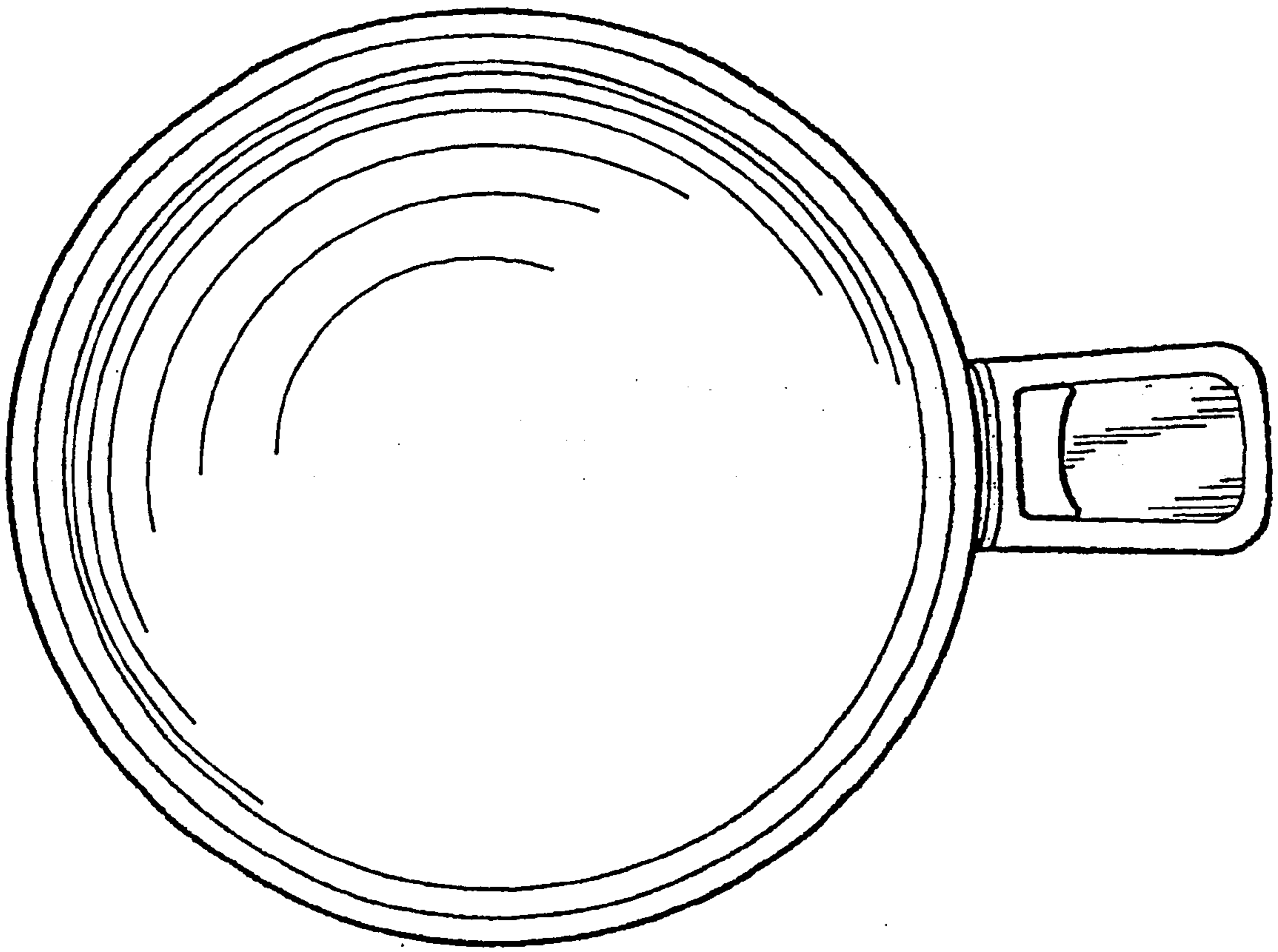


Fig. 6