



US00D458077S

(12) **United States Design Patent**  
**Candianides**

(10) **Patent No.:** **US D458,077 S**

(45) **Date of Patent:** **\*\* Jun. 4, 2002**

(54) **STEW POT**

(75) **Inventor:** **Florence Candianides**, Annecy le Vieux (FR)

(73) **Assignee:** **Tefal S.A.**, Rumilly (FR)

(\*\*) **Term:** **14 Years**

(21) **Appl. No.:** **29/145,861**

(22) **Filed:** **Aug. 1, 2001**

(30) **Foreign Application Priority Data**

Feb. 1, 2001 (FR) ..... 01 0625

(51) **LOC (7) Cl.** ..... **07-02**

(52) **U.S. Cl.** ..... **D7/360**

(58) **Field of Search** ..... D7/323, 354-361;  
220/573.1, 573.2, 574, 912

(56) **References Cited**

**U.S. PATENT DOCUMENTS**

D178,690 S \* 9/1956 Painter ..... D7/360

D207,591 S \* 5/1967 Aubecq ..... D7/360

D386,354 S \* 11/1997 Hoekstra ..... D7/360

D439,104 S \* 3/2001 Thakur ..... D7/360

\* cited by examiner

*Primary Examiner*—Caron D. Veynar

(74) *Attorney, Agent, or Firm*—Young & Thompson

(57) **CLAIM**

The ornamental design for a stewpot, as shown and described.

**DESCRIPTION**

FIG. 1 is a top and side perspective view of a stewpot showing my new design;


FIG. 2 is a side elevational view thereof, the side opposite that shown in FIG. 2 being identical thereto;

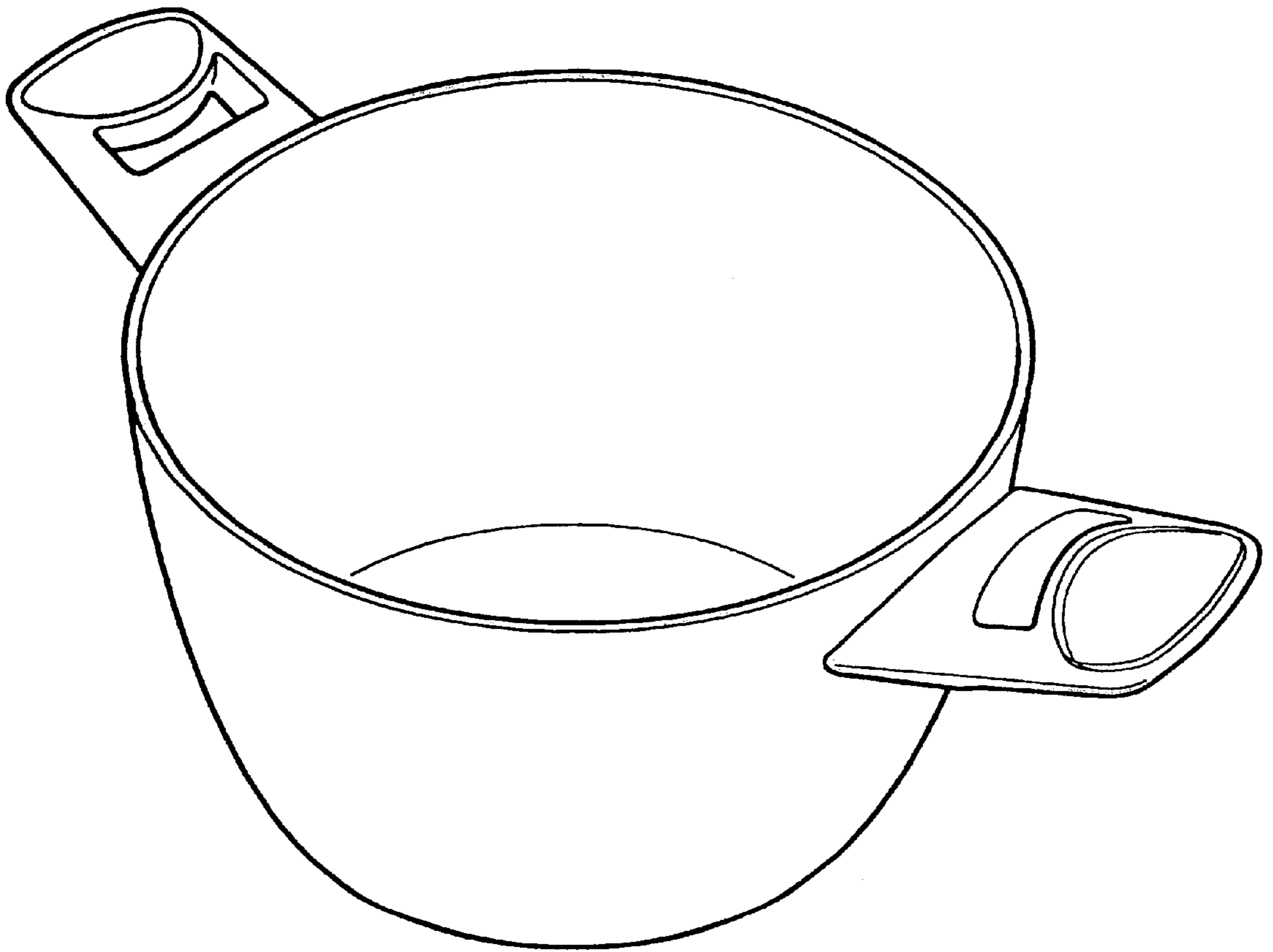
FIG. 3 is a side elevational view thereof from one side of FIG. 2, the side opposite that shown in FIG. 3 being identical thereto;

FIG. 4 is a top plan view thereof; and,


FIG. 5 is a bottom plan view thereof.

**1 Claim, 5 Drawing Sheets**

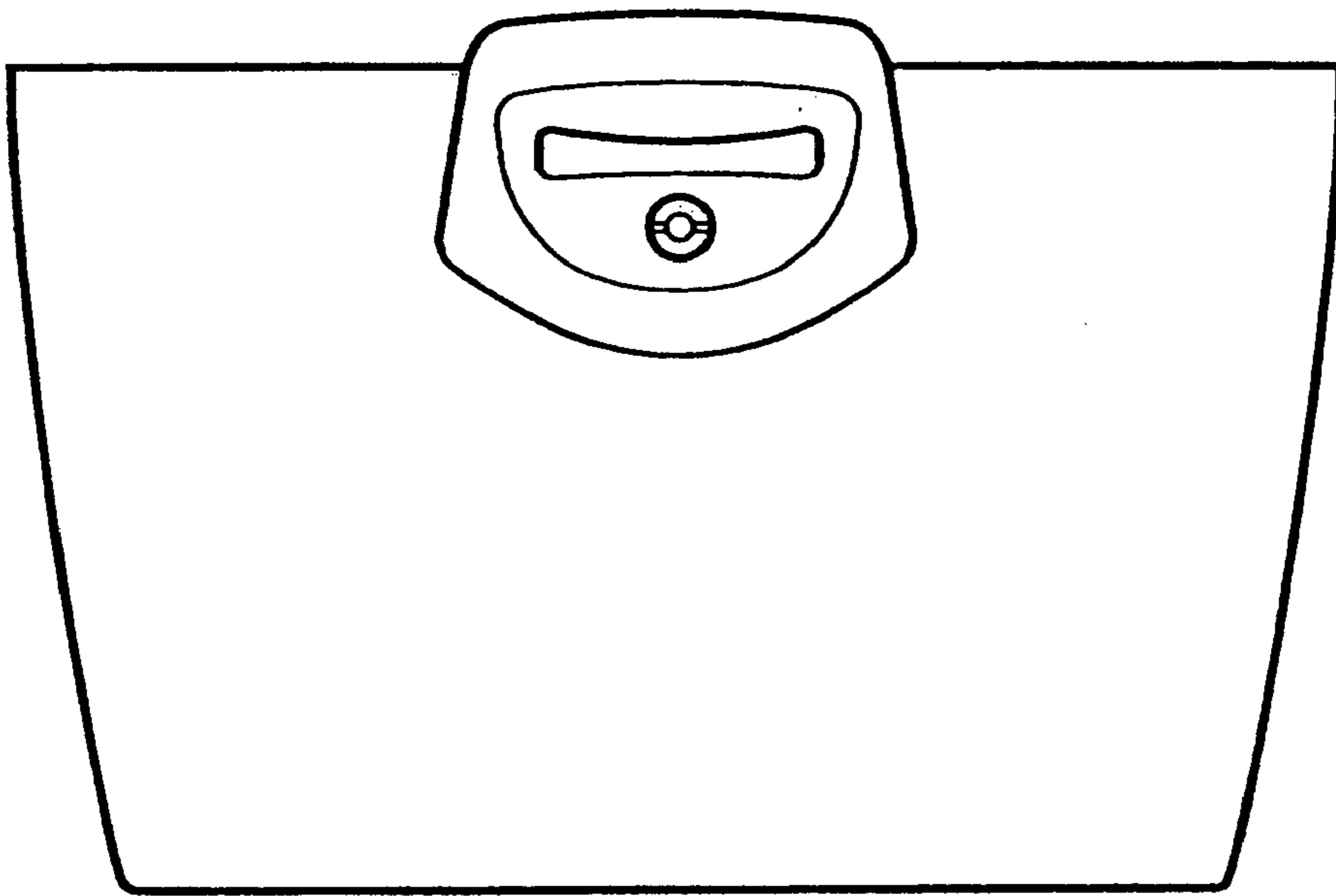




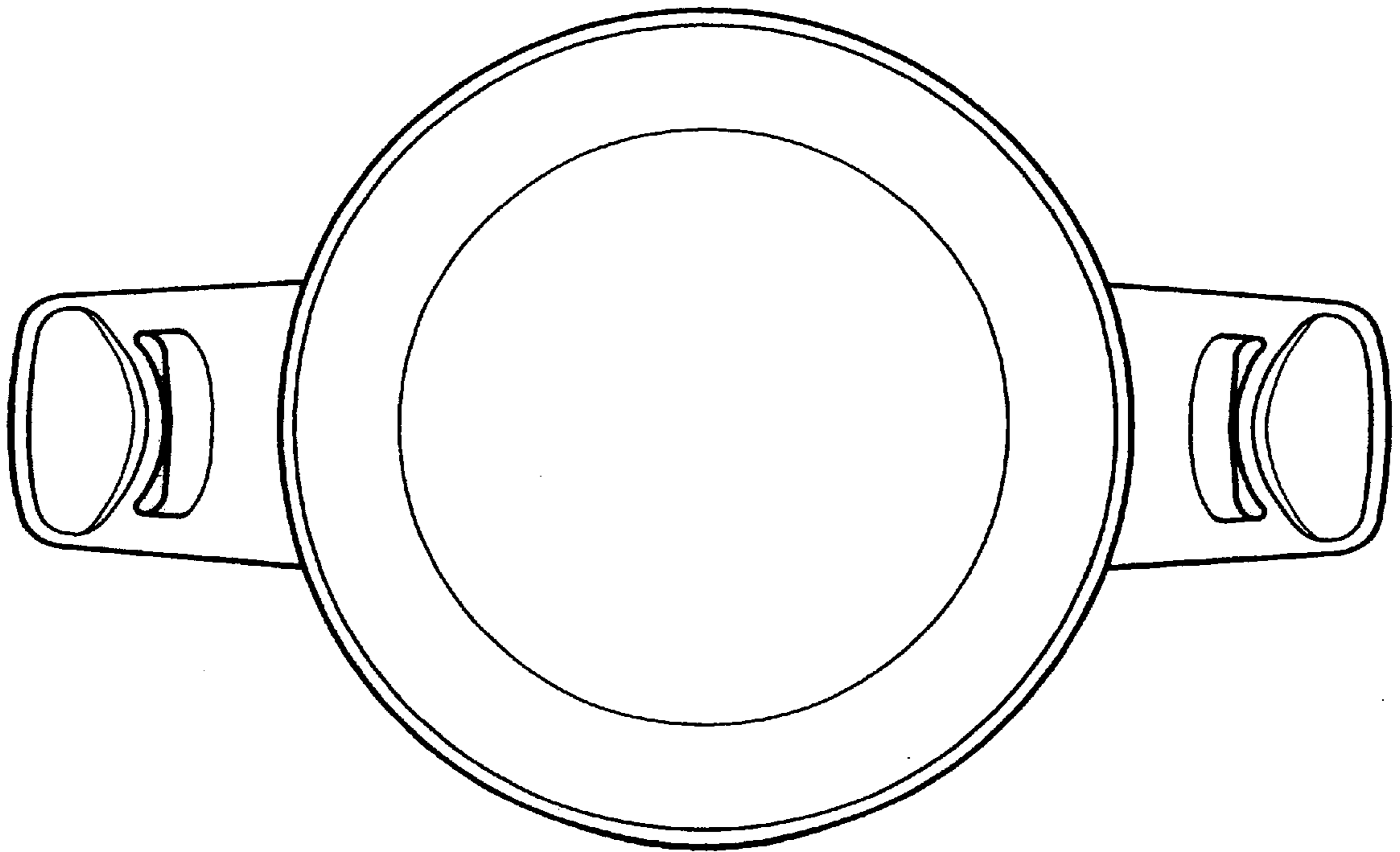
**Fig. 1**



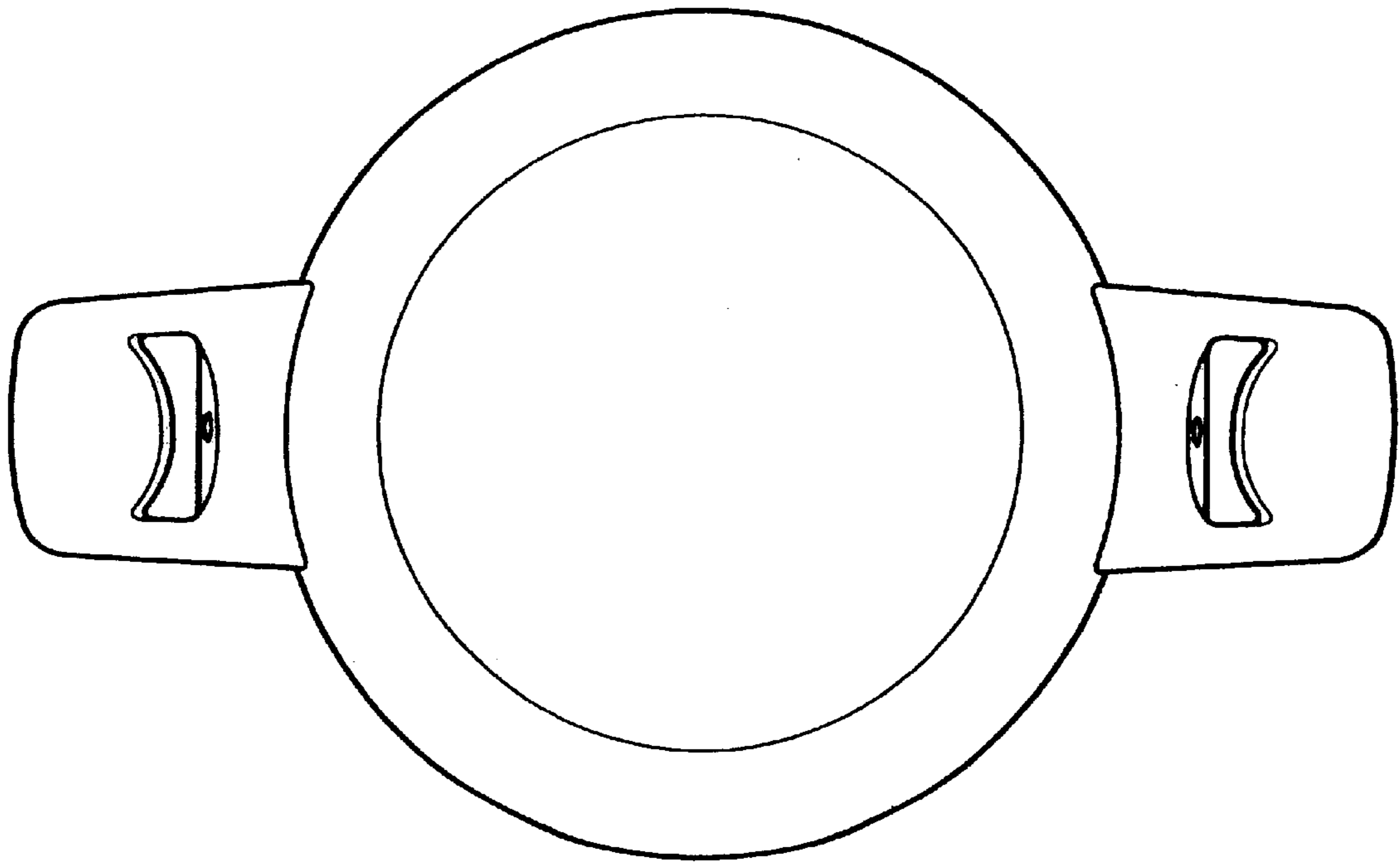
**Fig. 2**



**Fig. 3**



**Fig. 4**



**Fig. 5**