



US00D458065S

(12) **United States Design Patent**
Christian

(10) **Patent No.:** **US D458,065 S**

(45) **Date of Patent:** **** Jun. 4, 2002**

(54) **GLOVE HYGIENE COMBINATION DISPENSER**

Primary Examiner—Brian N. Vinson
(74) *Attorney, Agent, or Firm*—McHale & Slavin

(76) **Inventor:** **Theodore Christian**, 7570 S. Federal Hwy., Hypoluxo, FL (US) 33461

(57) **CLAIM**

The ornamental design for a glove hygiene combination dispenser, as shown and described.

(**) **Term:** **14 Years**

DESCRIPTION

(21) **Appl. No.:** **29/140,210**

FIG. 1 is a front elevational view of the glove hygiene combination dispenser of the invention;

(22) **Filed:** **Apr. 12, 2001**

FIG. 2 is a top plan view of the glove hygiene combination dispenser of FIG. 1;

(51) **LOC (7) Cl.** **20-02**

FIG. 3 is a rear elevational view of the glove hygiene combination dispenser of FIG.1;

(52) **U.S. Cl.** **D6/515**

FIG. 4 is a front elevational view of the glove hygiene combination dispenser of FIG. 1 in an open configuration;

(58) **Field of Search** D6/515–518; D3/901, D3/304; D28/73; 211/13.1, 71.01, 74, 76; 206/349, 823, 557

FIG. 5 is a right side view of the glove hygiene combination dispenser of FIG. 1;

(56) **References Cited**

U.S. PATENT DOCUMENTS

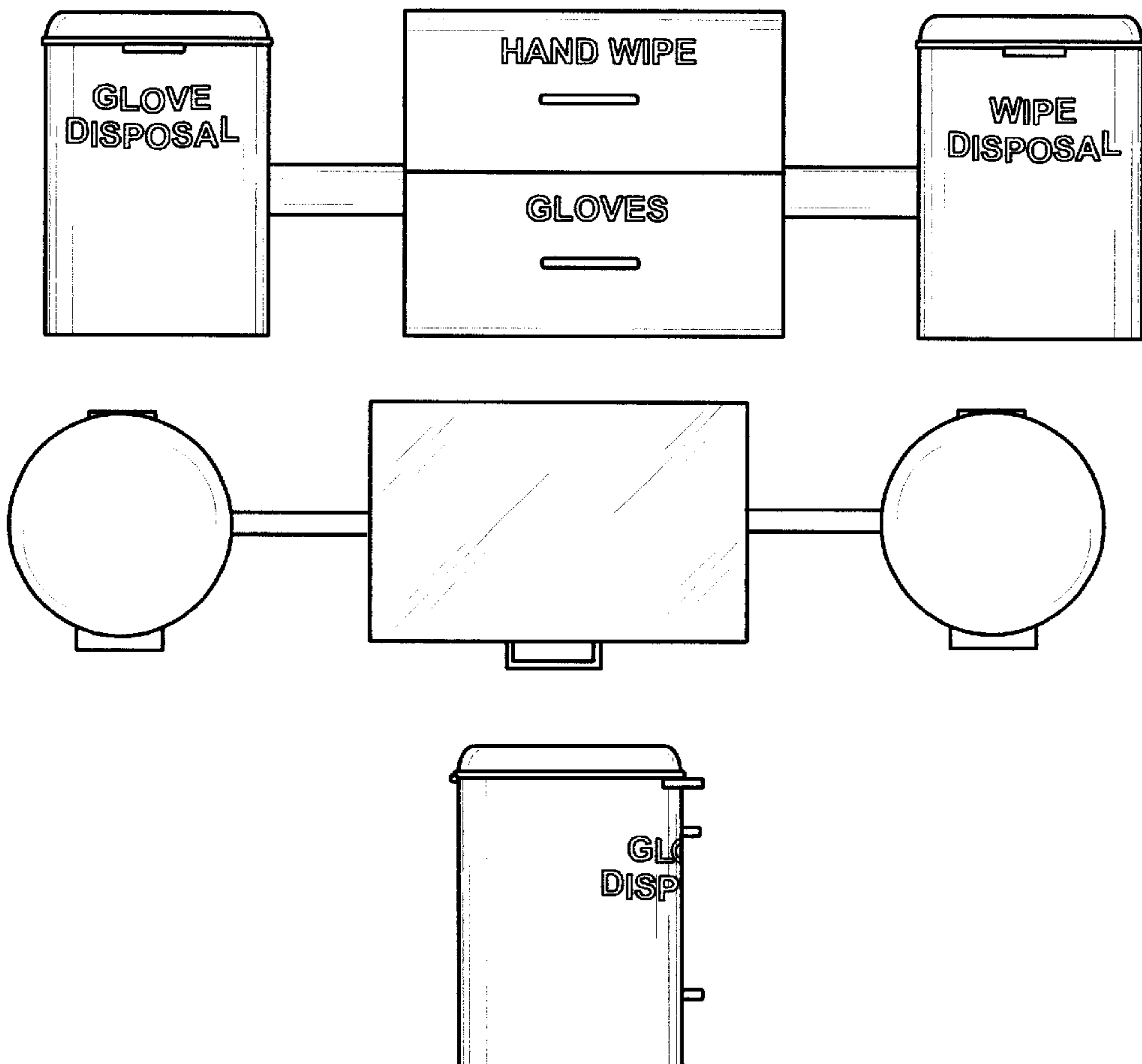
D183,379 S	*	8/1958	Alley	D3/901 X
5,248,870 A	*	9/1993	Redal	211/74 X
D393,105 S	*	3/1998	Wolff	D28/73
D437,151 S	*	2/2001	Gerstmar	D6/515 X
D442,405 S	*	5/2001	Gerstmar	D6/515

FIG. 6 is a left side view of the glove hygiene combination dispenser of FIG. 1; and,

FIG. 7 is a right side view of the glove hygiene combination dispenser of FIG. 1 in an open configuration.

* cited by examiner

1 Claim, 4 Drawing Sheets



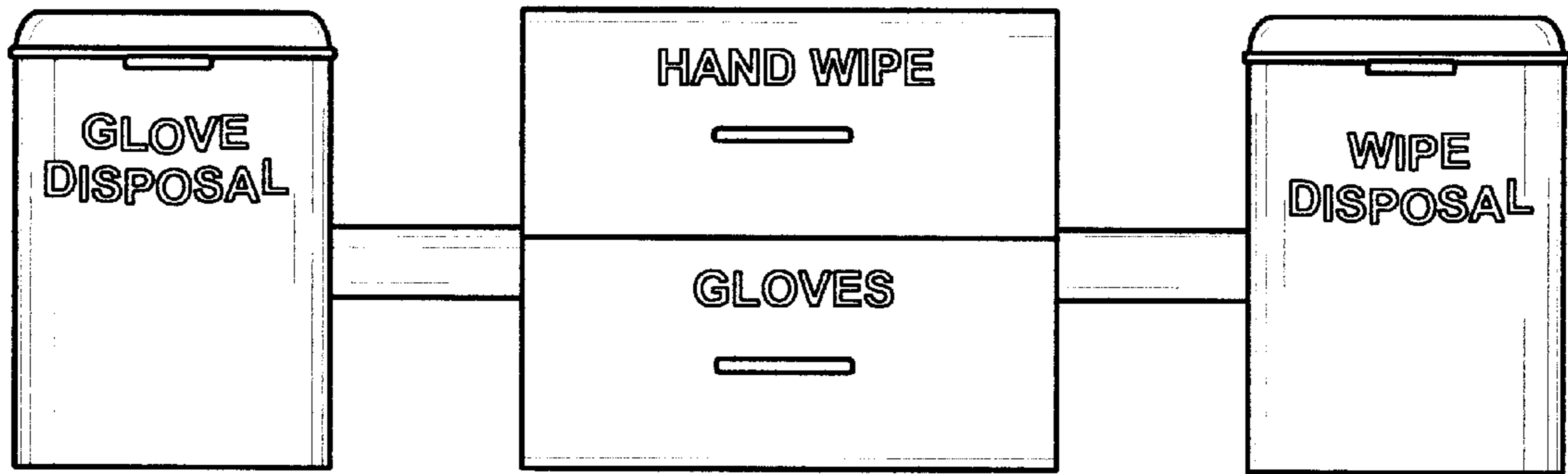


FIG. 1




FIG. 2




FIG. 3




FIG. 4

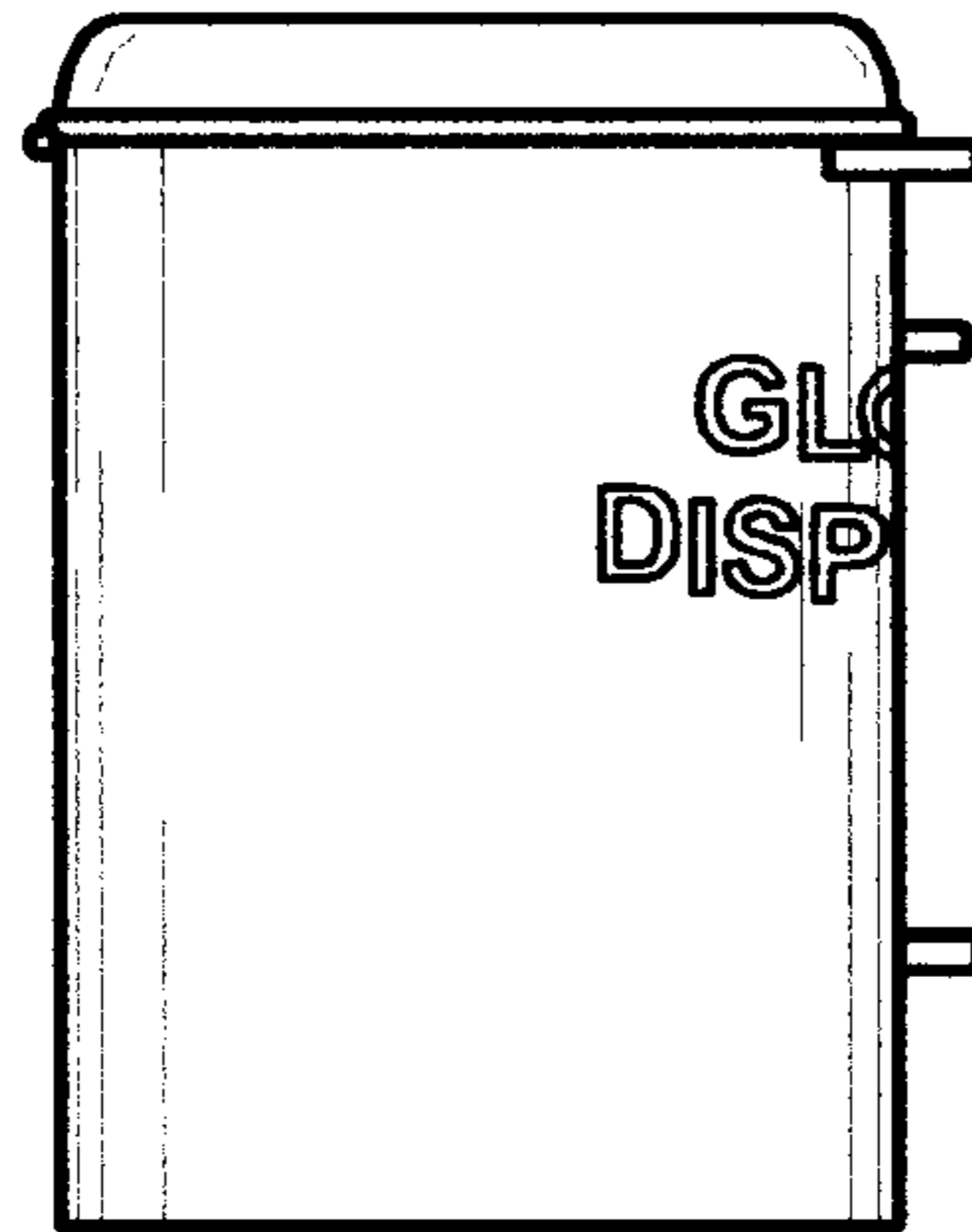


FIG. 5

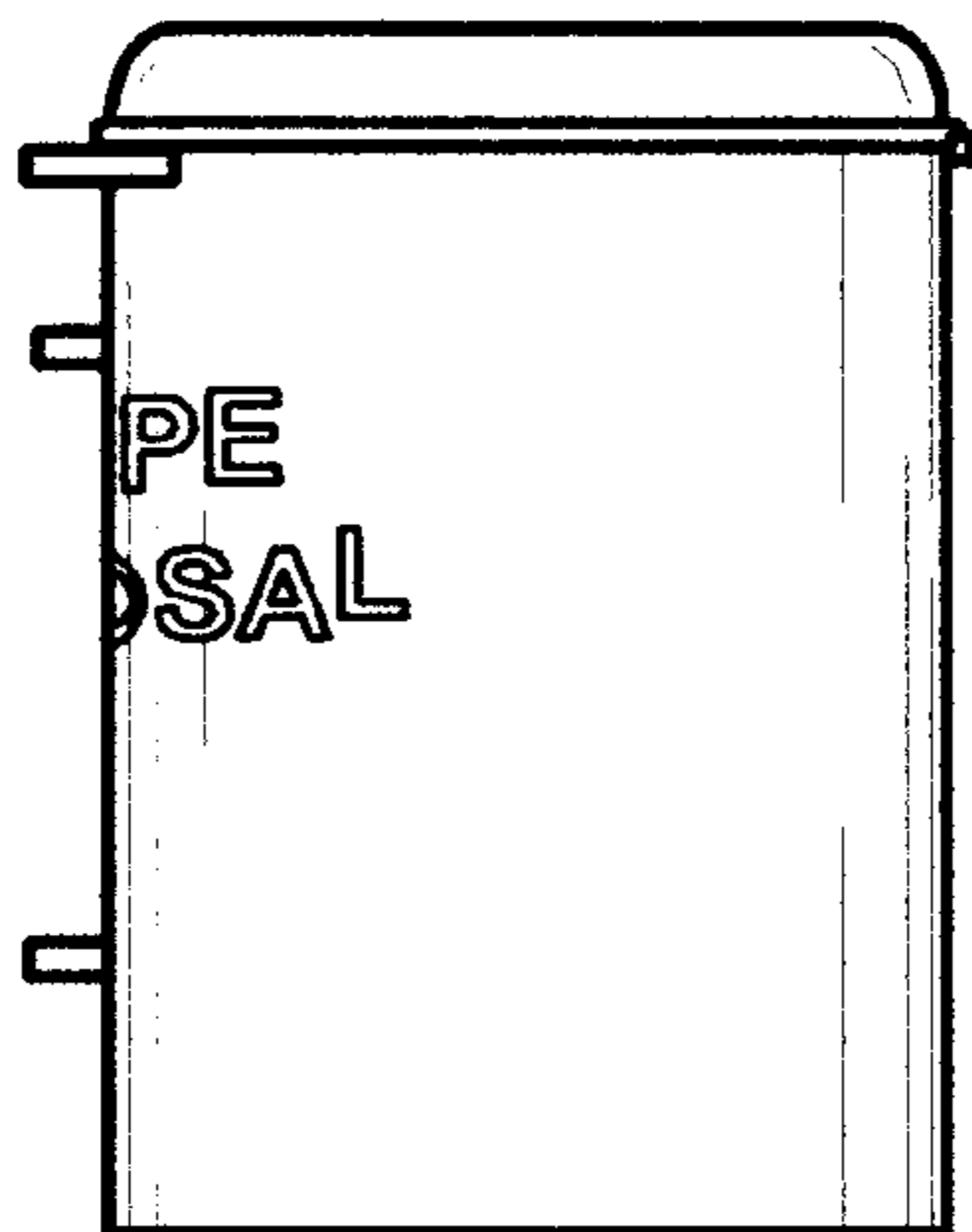


FIG. 6

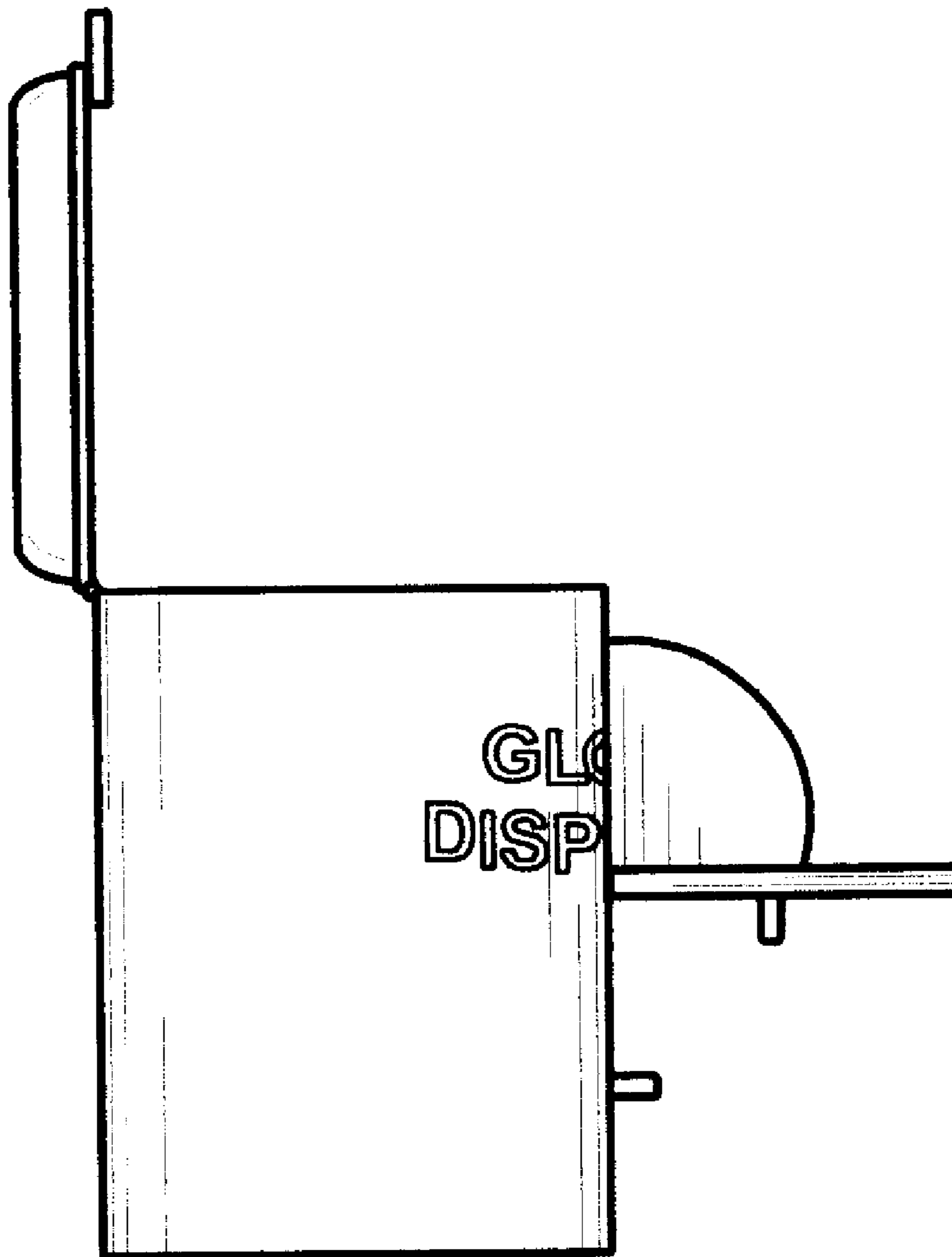


FIG. 7