



US00D458062S

(12) **United States Design Patent**  
**Freedberg**

(10) **Patent No.:** **US D458,062 S**

(45) **Date of Patent:** **\*\* Jun. 4, 2002**

(54) **ARTICLE OF FURNITURE**

(75) **Inventor:** **Barry Freedberg**, East Hills, NY (US)

(73) **Assignee:** **Bellini Juvenile Design Furniture Corp.**, Paramus, NJ (US)

(\*\*) **Term:** **14 Years**

(21) **Appl. No.:** **29/129,047**

(22) **Filed:** **Sep. 6, 2000**

**Related U.S. Application Data**

(62) Division of application No. 29/110,987, filed on Sep. 17, 1999, now Pat. No. Des. 434,580.

(51) **LOC (7) Cl.** ..... **06-06**

(52) **U.S. Cl.** ..... **D6/509**

(58) **Field of Search** ..... D6/432-448, 491,  
D6/509; 312/204, 352

(56) **References Cited**

**U.S. PATENT DOCUMENTS**

D63,726 S	*	1/1924	Morris	.....	D6/436
D63,771 S	*	1/1924	Cameron	.....	D6/509
D63,775 S	*	1/1924	Cameron	.....	D6/509
D375,213 S	*	11/1996	Yeh	.....	D6/440
D390,720 S	*	2/1998	Lin	.....	D6/440
D403,892 S	*	1/1999	Welborn, Jr.	.....	D6/439
D403,893 S	*	1/1999	Welborn, Jr.	.....	D6/439
D426,982 S	*	6/2000	Freedberg	.....	D6/437
D434,580 S	*	12/2000	Freedberg	.....	D6/445

\* cited by examiner

*Primary Examiner*—Cathron Brooks

(74) *Attorney, Agent, or Firm*—Steinberg & Raskin, P.C.

(57) **CLAIM**

I claim the ornamental design for an article of furniture, as shown and described.

**DESCRIPTION**

FIG. 1 shows a perspective view of the article of furniture, the fluted pieces and ball shaped feet comprising the claimed design, and the remainder of the article of furniture being depicted in broken lines for illustrative purposes only and forming no part of the claimed design;

FIG. 2 is a front elevation view of the article of furniture depicted in FIG. 1;

FIG. 3 is right side elevation view of the article of furniture depicted in FIG. 1, it is noted that the right side thereof is symmetrical with the left side;

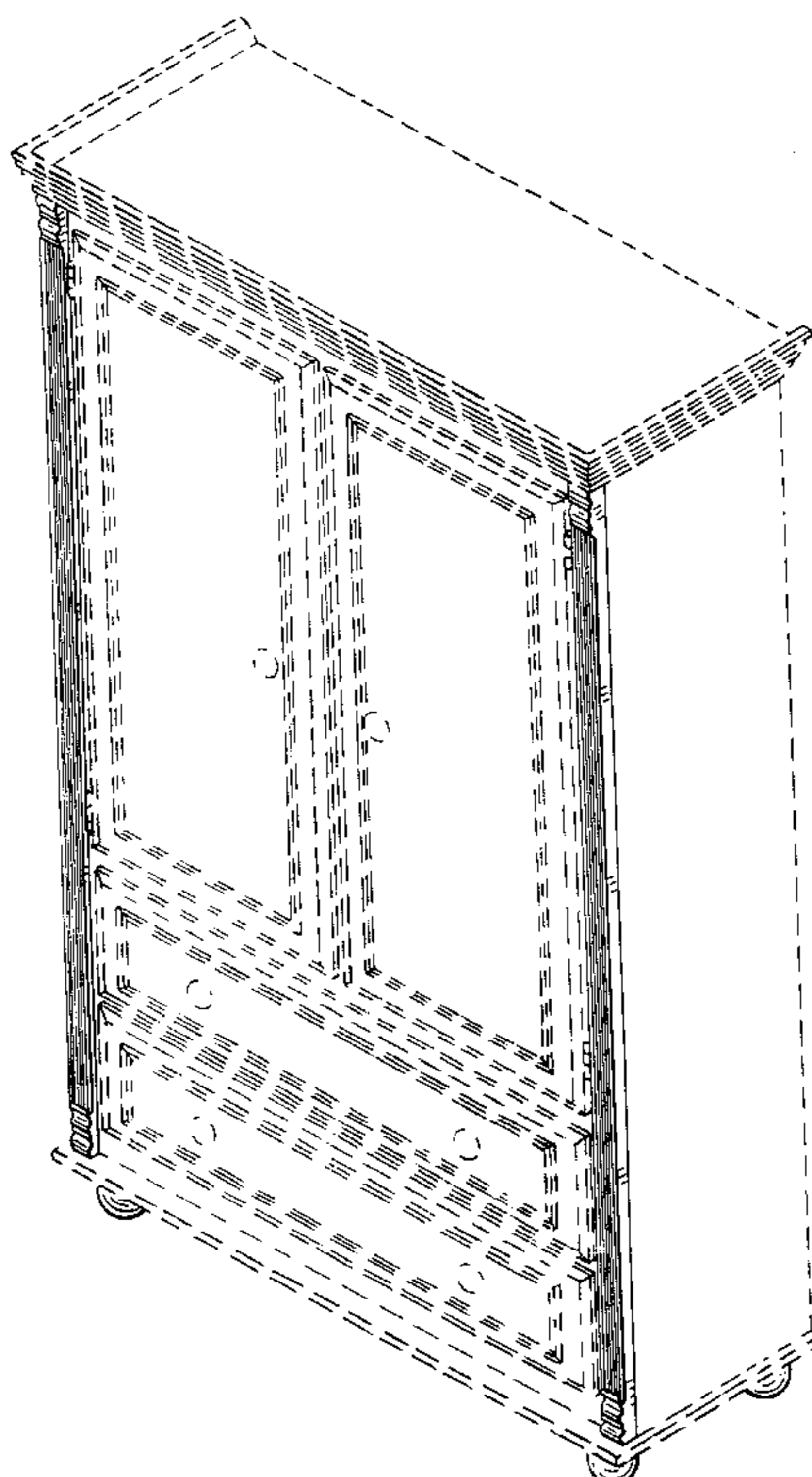
FIG. 4 is a bottom plan view thereof;

FIG. 5 shows a perspective view of an article of furniture, the fluted pieces comprising the claimed design, and the remainder of the article of furniture being depicted in broken lines for illustrative purposes only and forming no part of the claimed design;

FIG. 6 is a front elevation view of the article of furniture depicted in FIG. 5; and,

FIG. 7 is right side elevation view thereof, it is noted that the right side thereof is symmetrical with the left side.

**1 Claim, 7 Drawing Sheets**



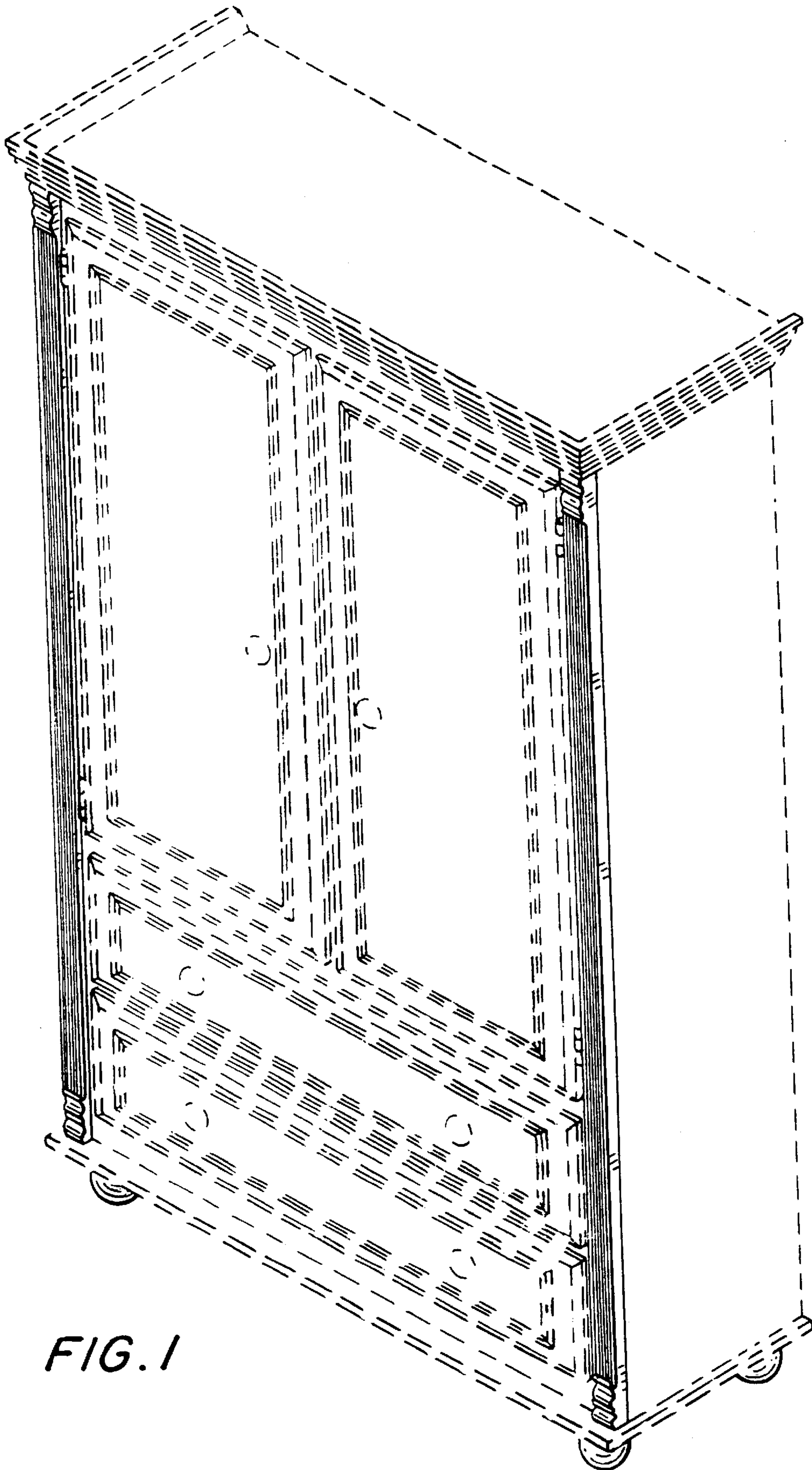


FIG. 1

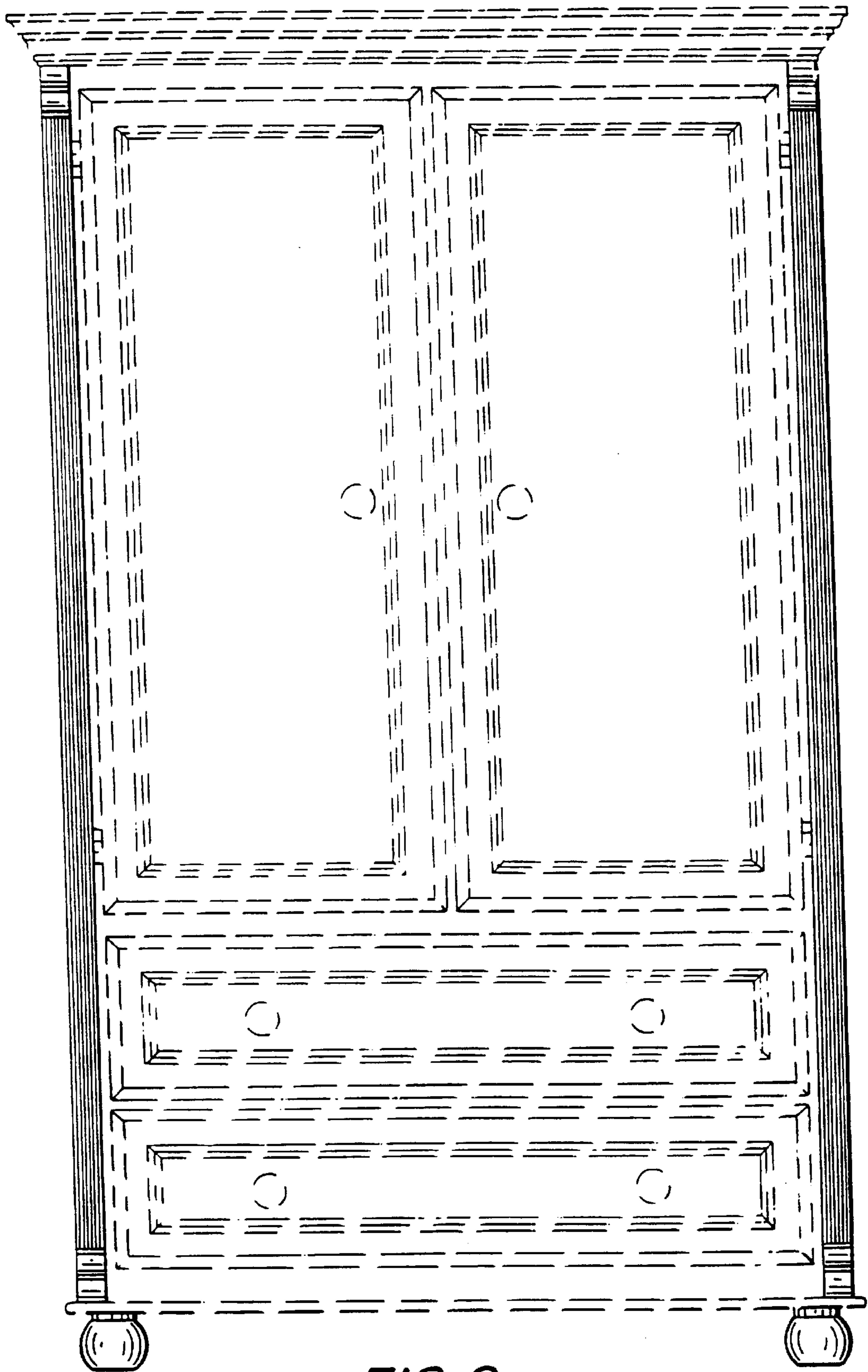
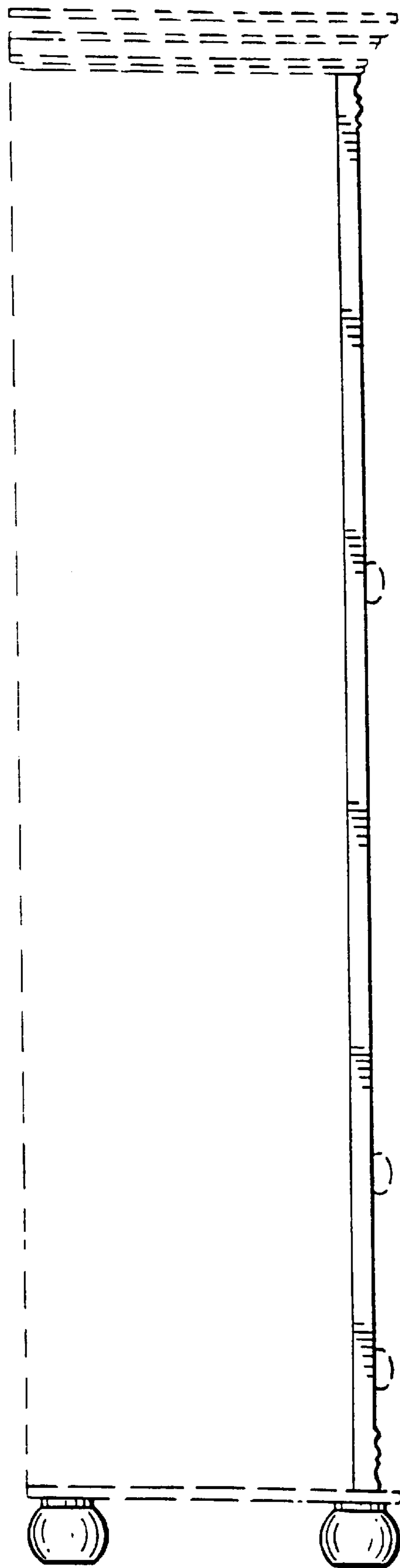



FIG. 2



*FIG. 3*



*FIG. 4*



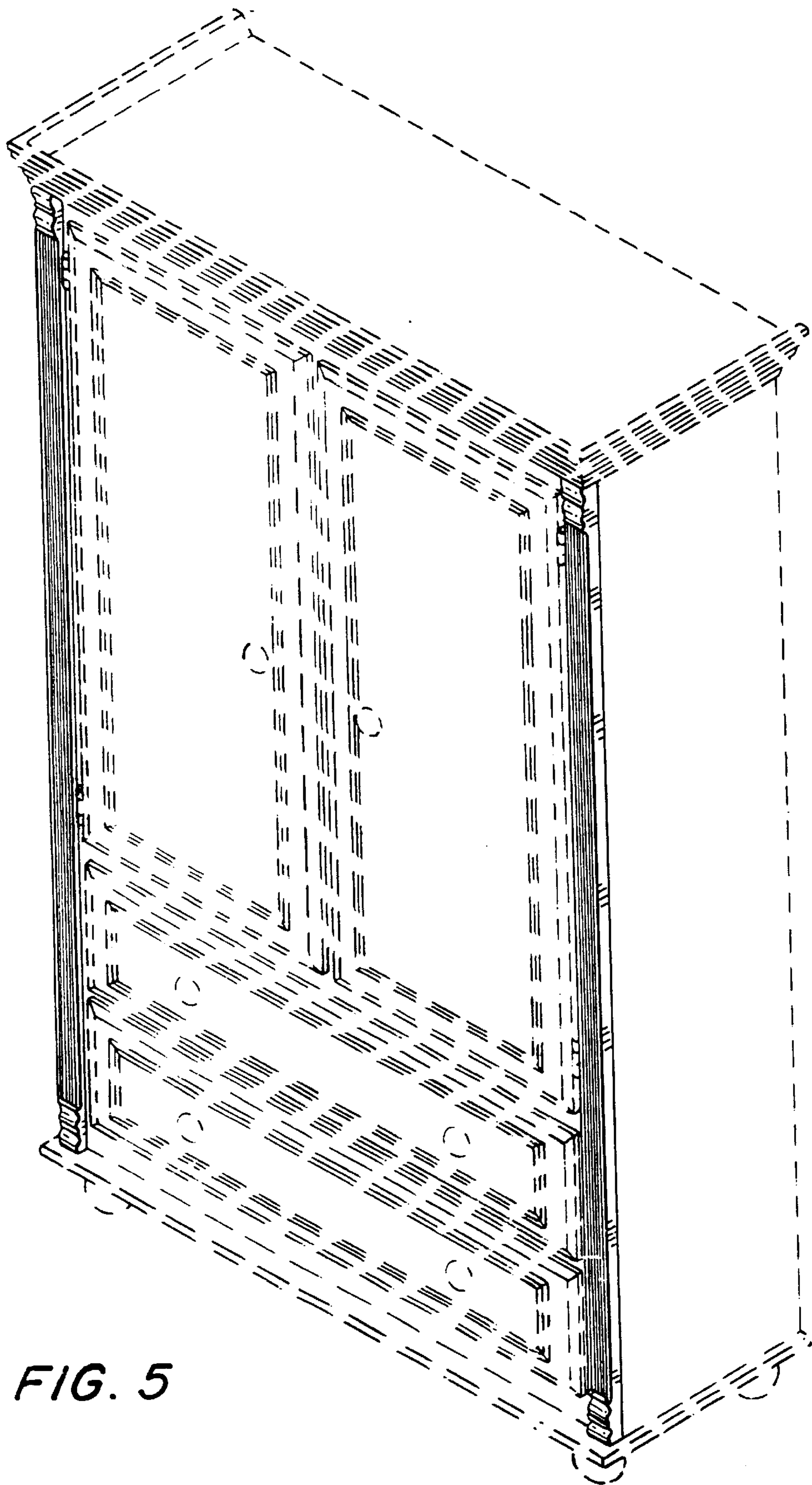


FIG. 5

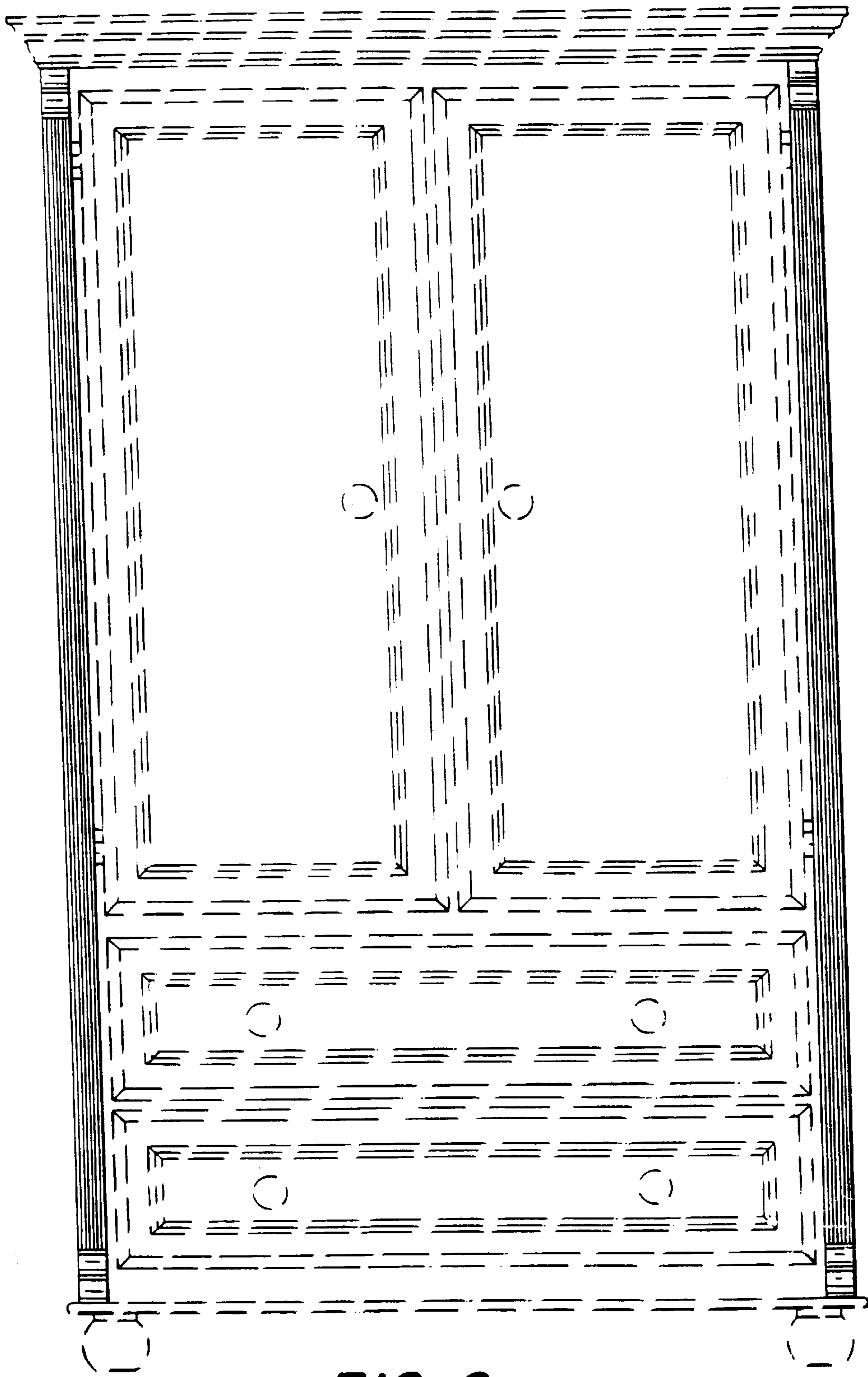
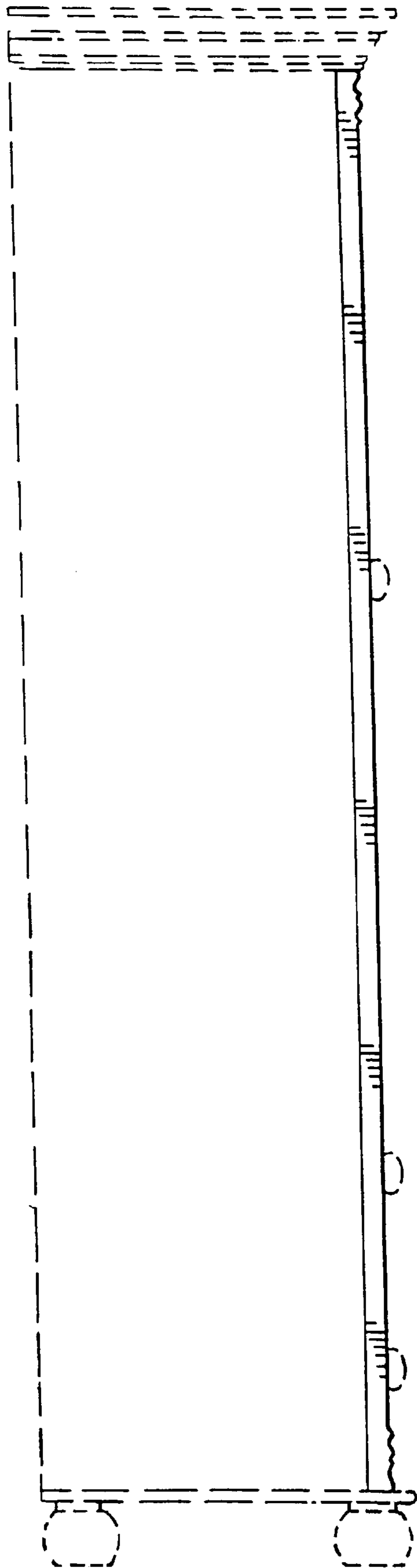


FIG. 6



*FIG. 7*