



US00D458058S

(12) **United States Design Patent**  
**Wistehuff, Sr.**

(10) **Patent No.:** **US D458,058 S**

(45) **Date of Patent:** **\*\* Jun. 4, 2002**

(54) **TABLE**

(76) **Inventor:** **Daniel David Wistehuff, Sr.**, 2707 S.  
Turner Grove Dr., Greensboro, NC (US)  
27455

(\*\*) **Term:** **14 Years**

(21) **Appl. No.:** **29/139,426**

(22) **Filed:** **Mar. 30, 2001**

(51) **LOC (7) Cl.** ..... **06-03**

(52) **U.S. Cl.** ..... **D6/488**

(58) **Field of Search** ..... D6/480-482, 495-499;  
108/151, 153.1, 155, 156, 157.1, 161; 248/188,  
188.1, 188.7, 188.8

(56) **References Cited**

**U.S. PATENT DOCUMENTS**

- D37,341 S \* 2/1905 Zink ..... D6/487
- D87,537 S \* 8/1932 McGowen ..... D6/480
- D402,141 S \* 12/1998 Luong et al. .... D6/488

**OTHER PUBLICATIONS**

Photograph of Table, date unknown.

\* cited by examiner

*Primary Examiner*—Janice E. Seeger

(74) *Attorney, Agent, or Firm*—Womble Carlyle Sandridge & Rice, PLLC

(57) **CLAIM**

The ornamental design for a table, as shown and described.

**DESCRIPTION**

FIG. 1 is a perspective view of a table showing my new design;

FIG. 2 is a side elevational view, the opposite side being a mirror image thereof;

FIG. 3 is an alternate side view, the opposite side being a mirror image thereof; and,

FIG. 4 is a top view thereof.

The bottom view of the table is not shown and forms no part of the claimed design. The dashed lines represent environmental elements only and form no part of the claimed design.

**1 Claim, 4 Drawing Sheets**





FIG. 1

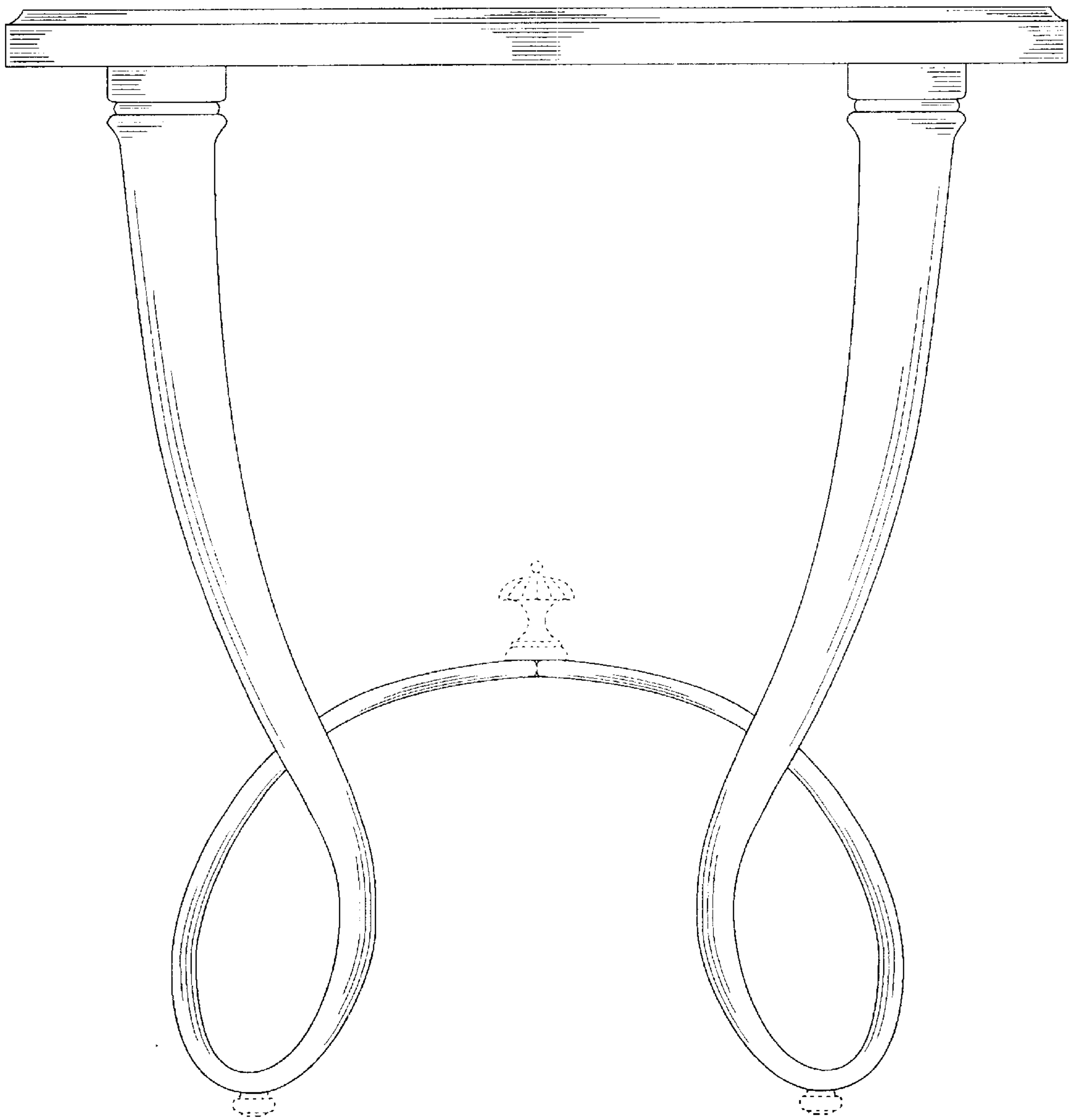


FIG. 2

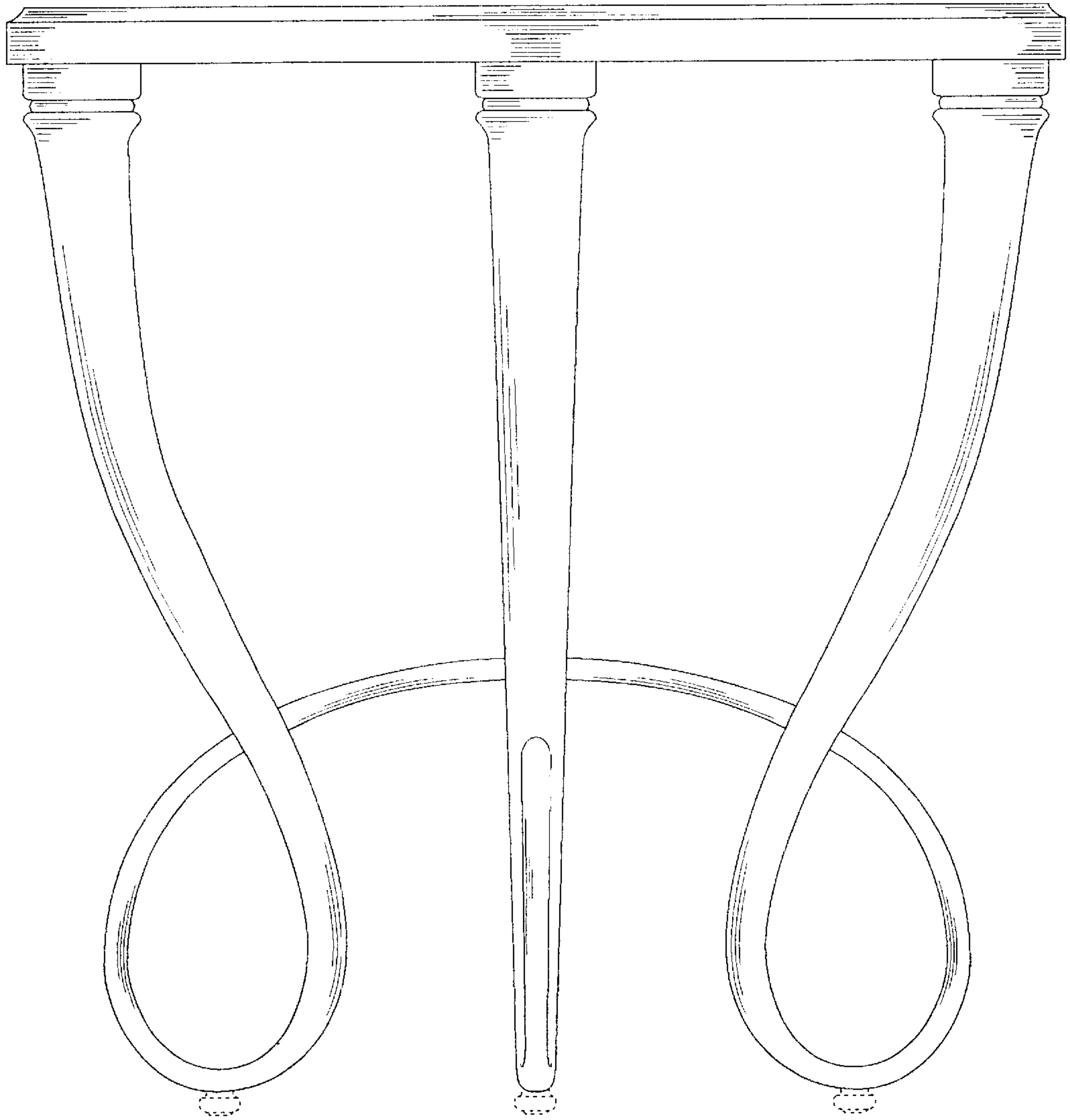


FIG. 3

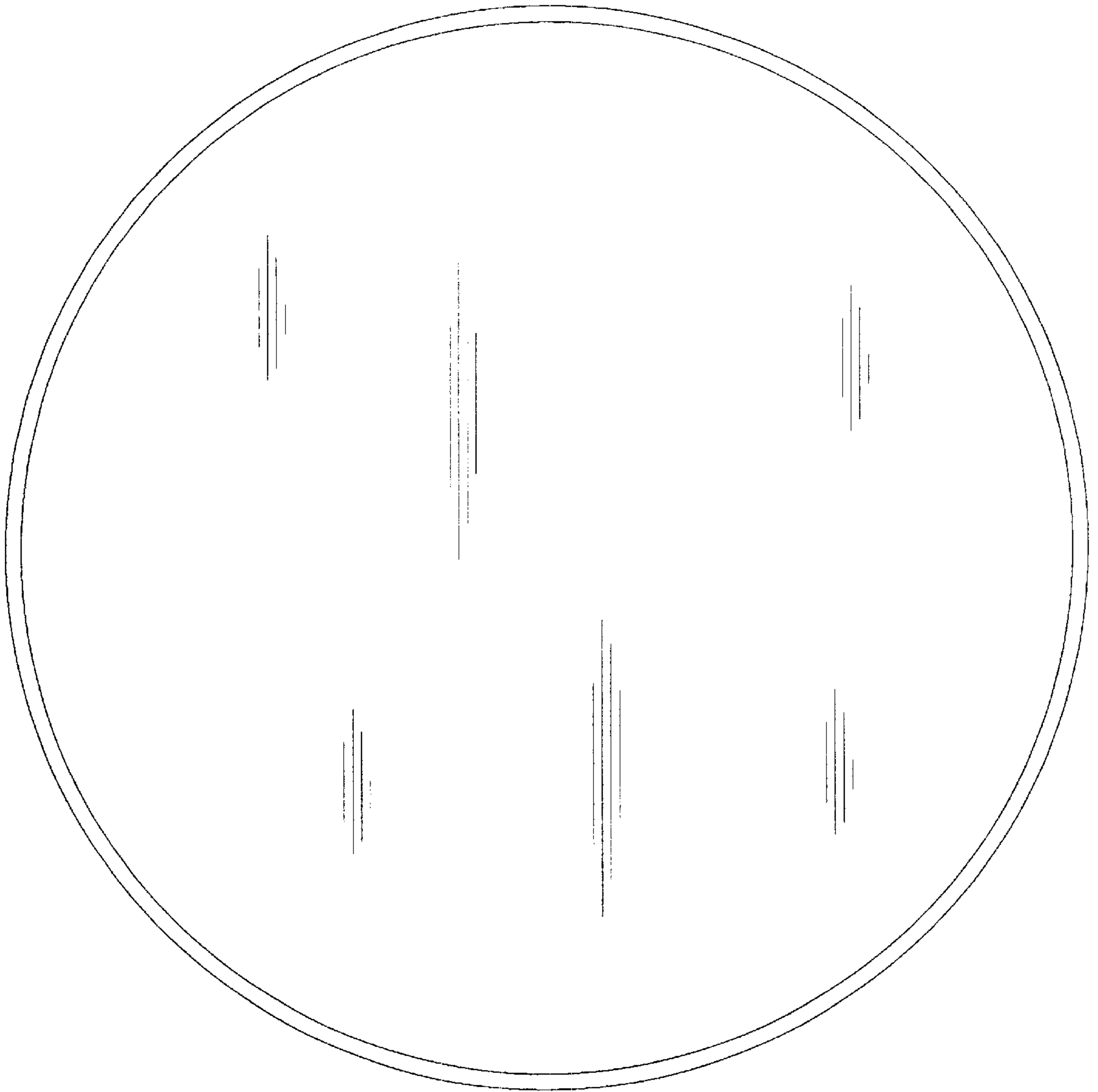


FIG. 4