



US00D458051S

(12) **United States Design Patent**  
**O'Hare et al.**

(10) **Patent No.:** **US D458,051 S**  
(45) **Date of Patent:** **\*\* Jun. 4, 2002**

(54) **CABINET**

D445,279 S \* 7/2001 OaHare et al. .... D6/438

(75) Inventors: **Timothy Michael O'Hare**, Greensboro;  
**Shawn Christopher Stanton**, High Point, both of NC (US)

\* cited by examiner

*Primary Examiner*—Cathron C. Brooks  
(74) *Attorney, Agent, or Firm*—MacCord Mason PLLC

(73) Assignee: **Bernhardt, L.L.C.**, Lenoir, NC (US)

(57) **CLAIM**

(\*\*) Term: **14 Years**

The ornamental design for a cabinet, as shown and described.

(21) Appl. No.: **29/139,138**

**DESCRIPTION**

(22) Filed: **Mar. 26, 2001**

(51) **LOC (7) Cl.** ..... **06-04**

FIG. 1 is a left front perspective view of a cabinet showing my new design;

(52) **U.S. Cl.** ..... **D6/470; D6/438; D6/441**

FIG. 2 is a side elevational view, the opposite side being a mirror image thereof; and,

(58) **Field of Search** ..... D6/432-448, 470;  
312/114, 138.1, 204, 224

FIG. 3 is a front elevational view thereof.


The broken lines shown are for illustrative purposes only and form no part of the claimed design.

(56) **References Cited**

**U.S. PATENT DOCUMENTS**

D390,719 S \* 2/1998 Walters, III et al. .... D6/438

**1 Claim, 3 Drawing Sheets**






FIG. 1

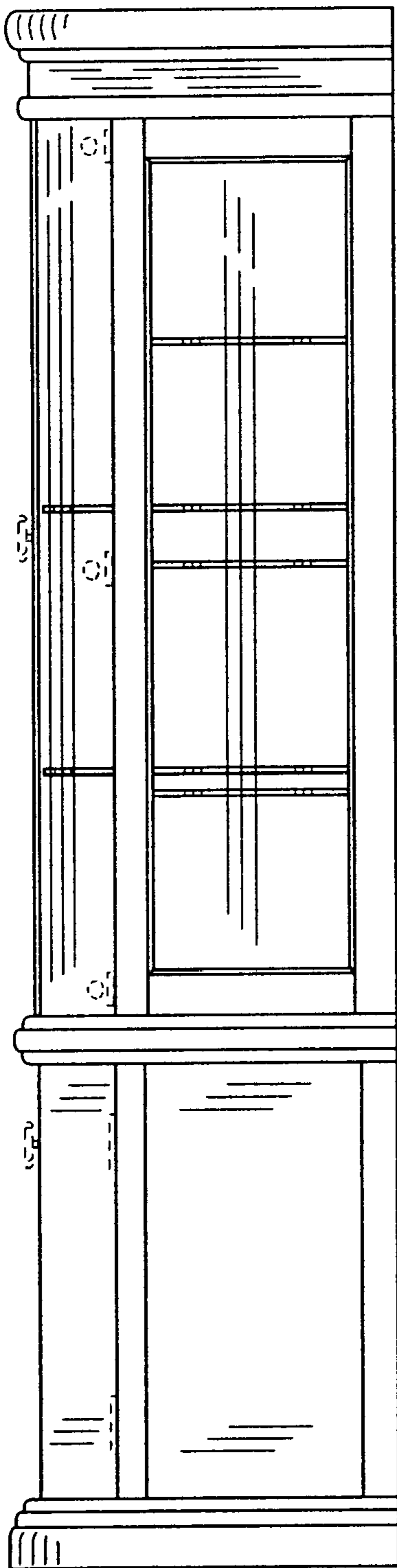


FIG. 2




FIG. 3