



US00D458040S

(12) **United States Design Patent**  
**Stannis et al.**

(10) **Patent No.:** **US D458,040 S**

(45) **Date of Patent:** **\*\* Jun. 4, 2002**

(54) **PRIVACY SCREEN**

(75) Inventors: **Gordon J. Stannis**, West Olive; **Paul Dame**, Holland, both of MI (US); **Brian Matt**, Wellesley Hills, MA (US); **Eric Price**, Medford, MA (US); **Gregg Flender**, Bedford, MA (US)

(73) Assignee: **Herman Miller**, Zeeland, MI (US)

(\*\*) Term: **14 Years**

(21) Appl. No.: **29/131,143**

(22) Filed: **Oct. 13, 2000**

(51) **LOC (7) Cl.** ..... **06-06**

(52) **U.S. Cl.** ..... **D6/332**

(58) **Field of Search** ..... D6/332, 396, 414, D6/421, 426, 449, 491, 492, 397, 509; D25/58; 108/50, 50.11, 60, 61; 135/901; 160/135, 351; 211/180; 312/4-6, 194, 195, 265.1, 265.4

D389,348 S	1/1998	Eccles et al.	
5,730,666 A	3/1998	Hudson	
D399,063 S	* 10/1998	Verbeek et al. ....	D6/332
D403,870 S	1/1999	Gongora et al.	
5,875,597 A	* 3/1999	Gingrich et al. ....	160/135 X
5,881,789 A	* 3/1999	Melashenko et al. ....	160/135
D412,414 S	8/1999	Gingrich	
5,967,214 A	10/1999	Beretta	
D415,901 S	11/1999	Arko et al.	
6,009,930 A	* 1/2000	Jantschek .....	160/135
D422,796 S	4/2000	Milligan et al.	
6,068,041 A	* 5/2000	Miles et al. ....	160/135
D427,784 S	7/2000	Domina et al.	
6,116,326 A	9/2000	Domina et al.	
6,161,320 A	* 12/2000	Peterson .....	160/351 X
6,213,191 B1	* 4/2001	Nitzsche .....	160/351
6,293,328 B1	* 9/2001	Fremont .....	160/135
D449,169 S	* 10/2001	Bennie et al. ....	D6/332
D450,465 S	* 11/2001	Overthun et al. ....	D6/332

\* cited by examiner

*Primary Examiner*—Cathron C. Brooks

(74) *Attorney, Agent, or Firm*—Brinks Hofer Gilson & Lione

(56) **References Cited**

**U.S. PATENT DOCUMENTS**

3,017,969 A	1/1962	Nielsen	
D215,161 S	9/1969	Schickel et al.	
D217,259 S	* 4/1970	Cohn et al. ....	D6/332
4,021,973 A	5/1977	Hegg et al.	
4,085,789 A	4/1978	Steiner et al.	
4,134,439 A	1/1979	Scott	
4,149,352 A	4/1979	Allen	
D257,600 S	12/1980	Cyplik	
D257,604 S	12/1980	Cyplik	
4,516,620 A	5/1985	Mulhern	
4,842,035 A	6/1989	Thompson	
D305,582 S	1/1990	Zapf	
D319,152 S	8/1991	Walter	
5,070,665 A	12/1991	Marrin et al.	
D330,646 S	11/1992	Maas	
5,287,909 A	2/1994	King et al.	
5,352,149 A	10/1994	Melashenko et al.	
5,675,946 A	10/1997	Verbeck et al.	

(57) **CLAIM**

The ornamental design for a privacy screen, as shown and described.

**DESCRIPTION**

FIG. 1 is a perspective view of a privacy screen; FIG. 2 is a top view of the privacy screen shown in FIG. 1; FIG. 3 is a bottom view of the privacy screen shown in FIG. 1; FIG. 4 is a front view of the privacy screen shown in FIG. 1, with the back view being substantially a mirror image thereof; FIG. 5 is a left side view of the privacy screen shown in FIG. 1; and, FIG. 6 is a right side view of the privacy screen shown in FIG. 1.

**1 Claim, 2 Drawing Sheets**

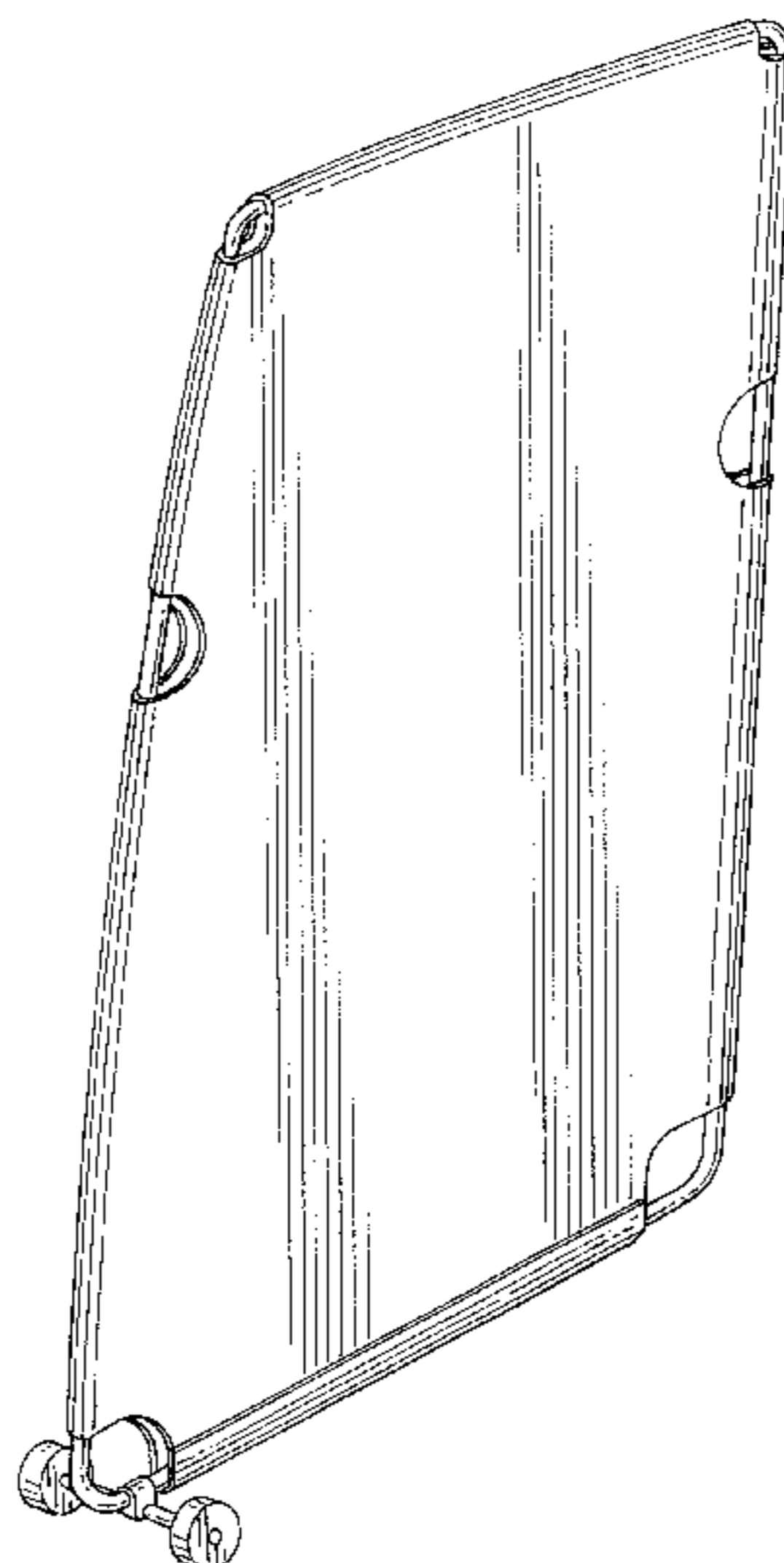


FIG. 1

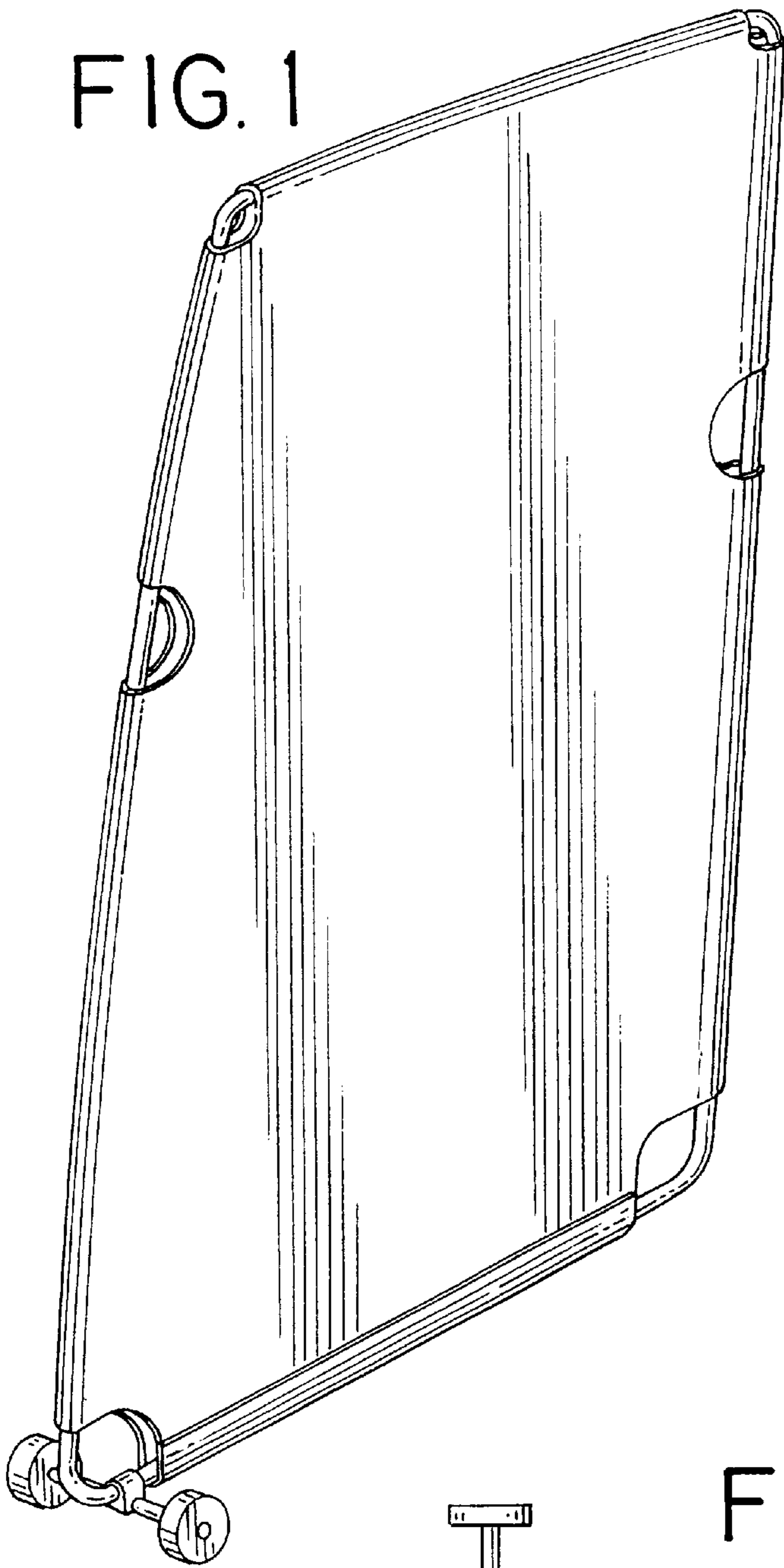


FIG. 2

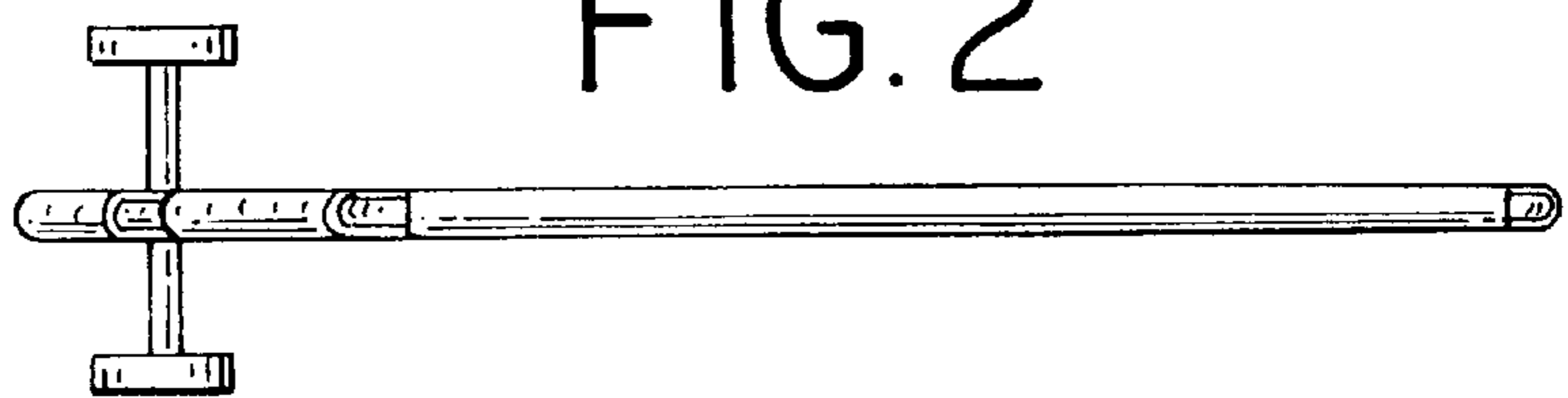



FIG. 3



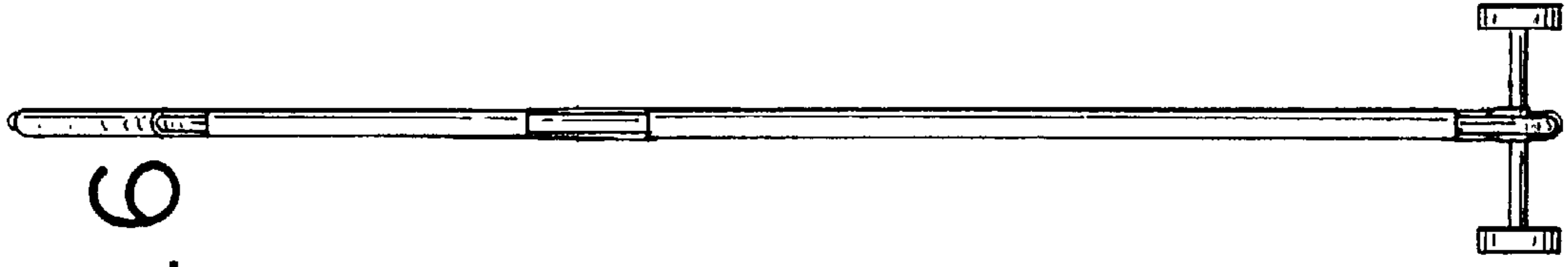


FIG. 6

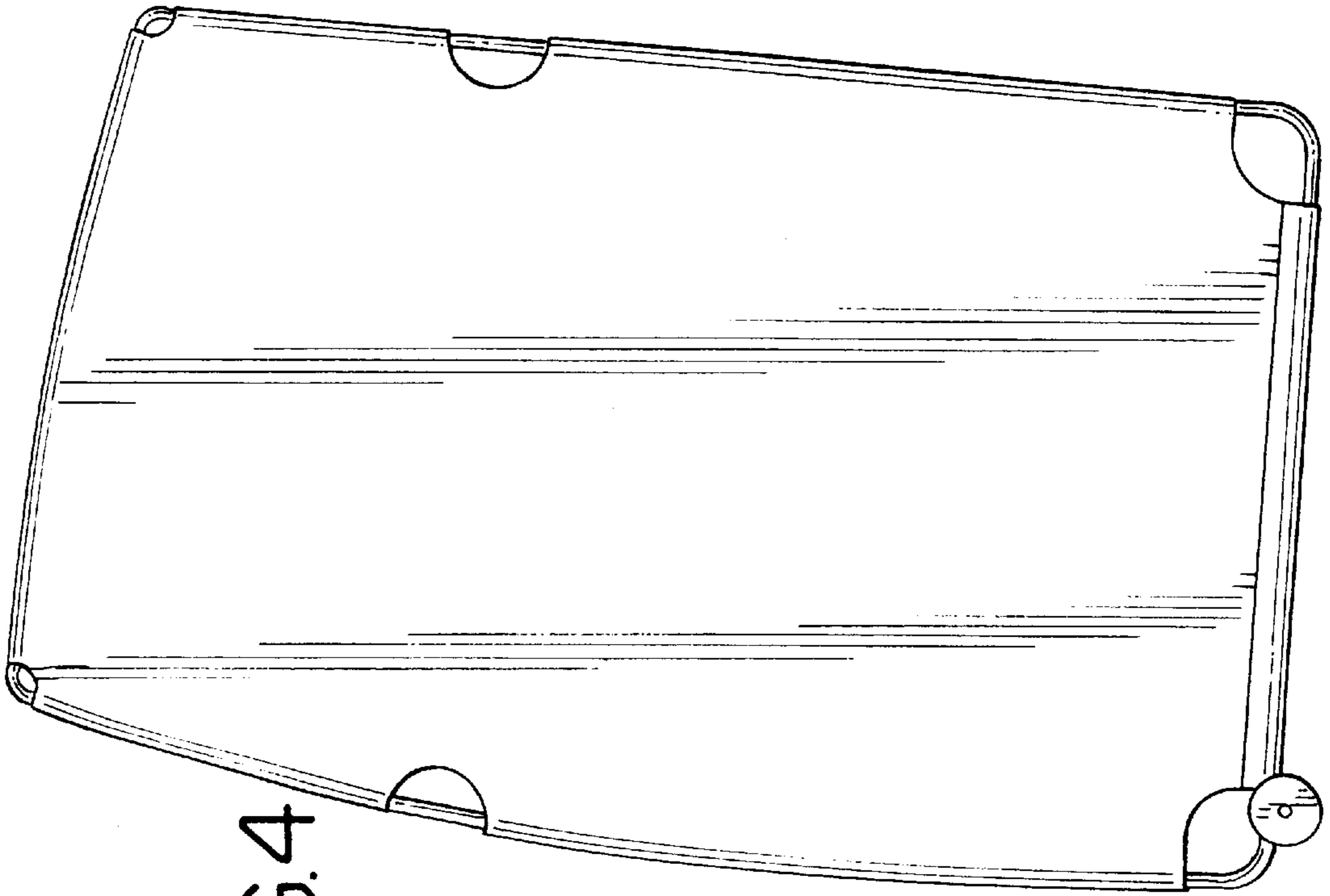


FIG. 4




FIG. 5