



US00D458008S

(12) **United States Design Patent**
Thacher

(10) **Patent No.:** **US D458,008 S**

(45) **Date of Patent:** **** Jun. 4, 2002**

(54) **TRAVEL BIB**

(76) Inventor: **Marni Thacher**, 451 S. Sellers St. #56,
Glendora, CA (US) 91741

(**) Term: **14 Years**

(21) Appl. No.: **29/147,841**

(22) Filed: **Sep. 7, 2001**

(51) **LOC (7) Cl.** **02-02**

(52) **U.S. Cl.** **D2/864; D2/860; D2/861**

(58) **Field of Search** **D2/860, 861, 862,**
D2/863, 864; 2/48, 49.1, 49.2, 49.3, 51

(56) **References Cited**

U.S. PATENT DOCUMENTS

1,513,513	A	*	10/1924	London	2/48
D143,405	S	*	1/1946	Contrisciani	D2/862
2,517,357	A	*	8/1950	Schlegel, Jr.	2/49.2
2,653,324	A	*	9/1953	McMahon	2/49.2
3,004,315	A	*	10/1961	Masure	2/51
D278,380	S	*	4/1985	Verdick	D2/864

D301,381	S	*	6/1989	Meade	D2/862
D436,243	S	*	1/2001	Hoy	D2/864

* cited by examiner

Primary Examiner—Celia Murphy

(74) *Attorney, Agent, or Firm*—Goldstein Law Offices, PC.

(57) **CLAIM**

The ornamental design for a travel bib, as shown and described.

DESCRIPTION

FIG. 1 is a front elevational view of a travel bib showing my new design;

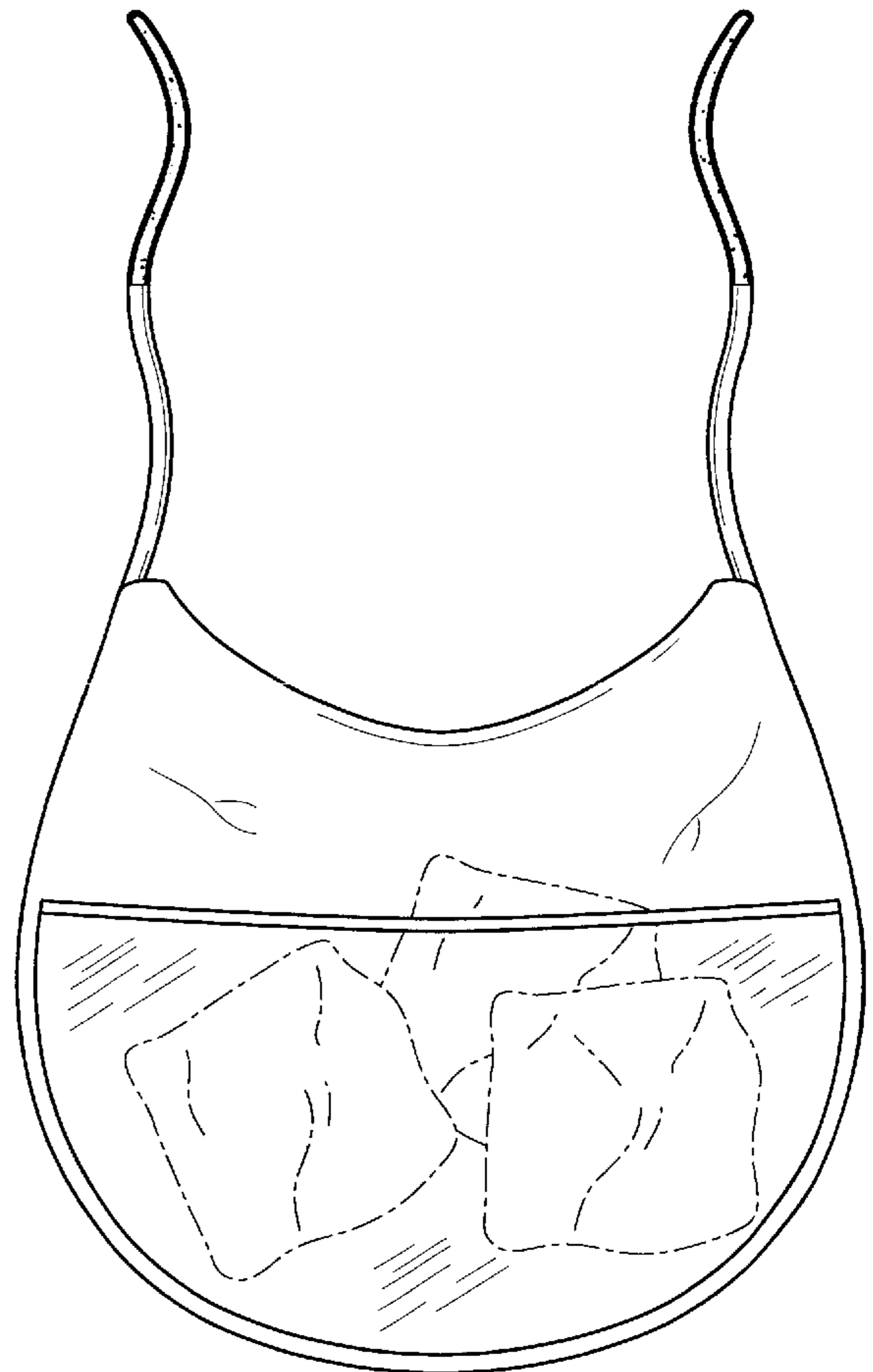
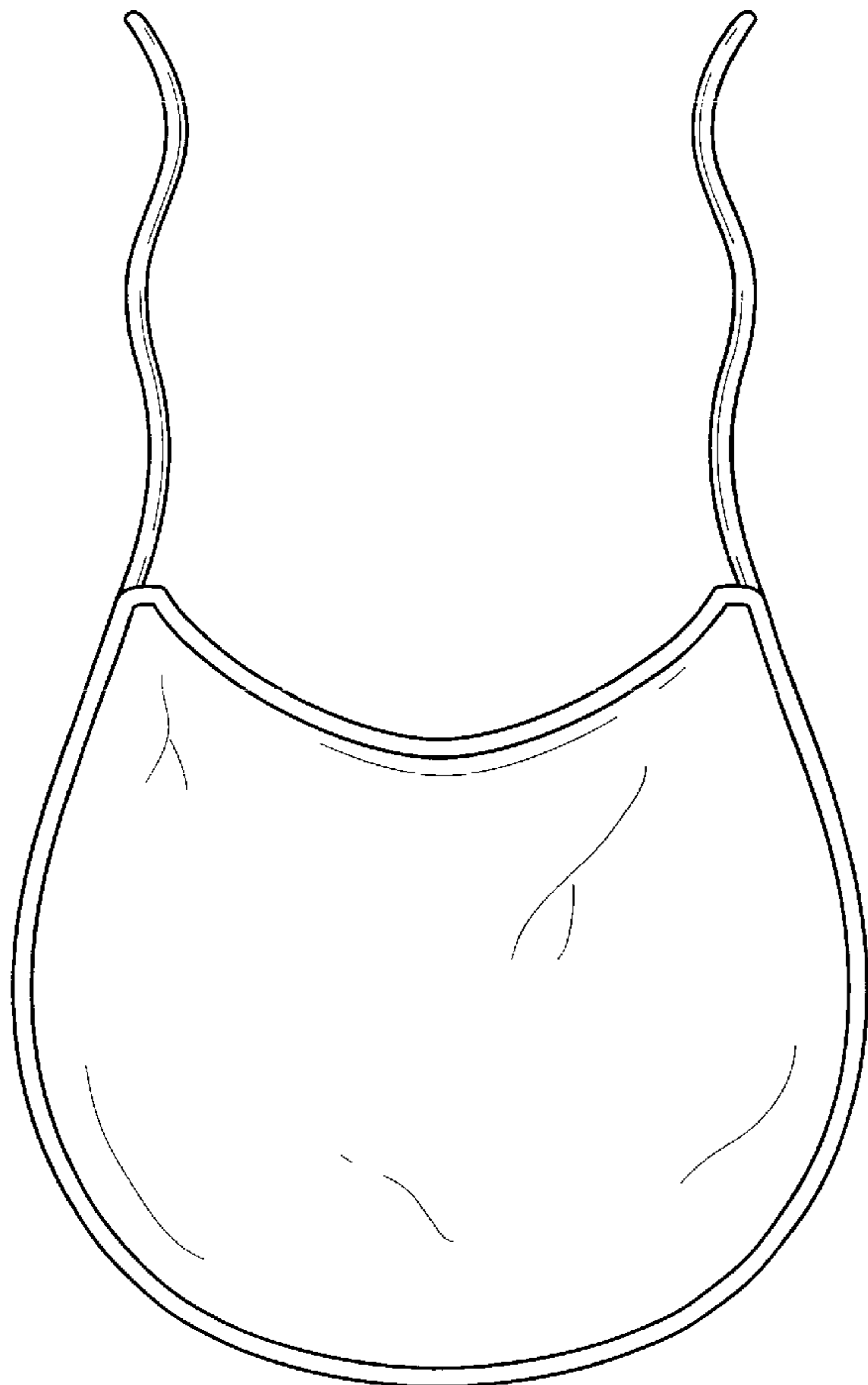
FIG. 2 is a rear elevational view thereof, the broken lines being understood to represent environmental subject matter that forms no part of the claimed design;

FIG. 3 is a top plan view thereof.

FIG. 4 is a bottom plan view thereof; and,

FIG. 5 is a left side elevational view thereof, the right side elevational view being a mirror image of the left side view.

1 Claim, 2 Drawing Sheets



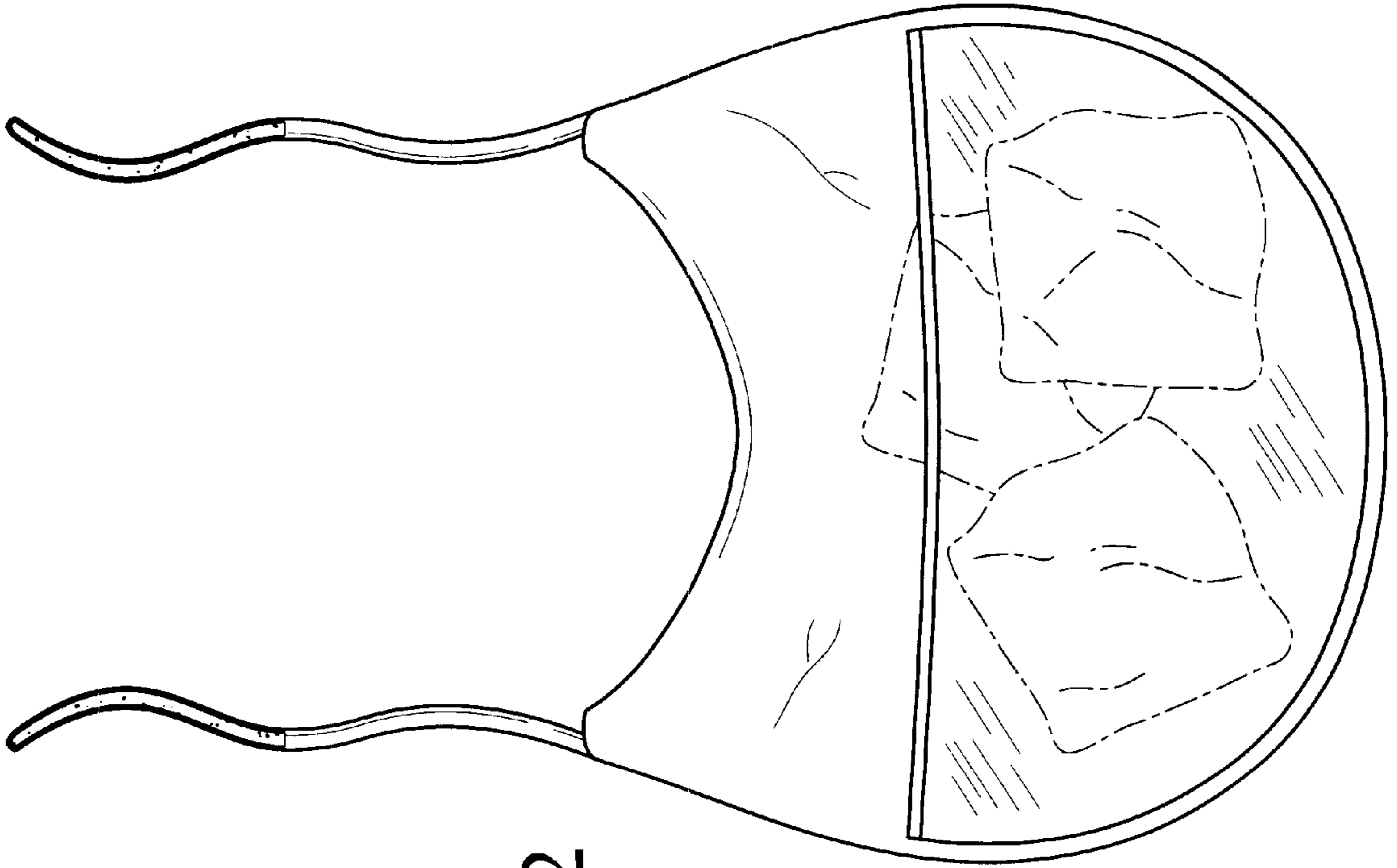


Fig. 2

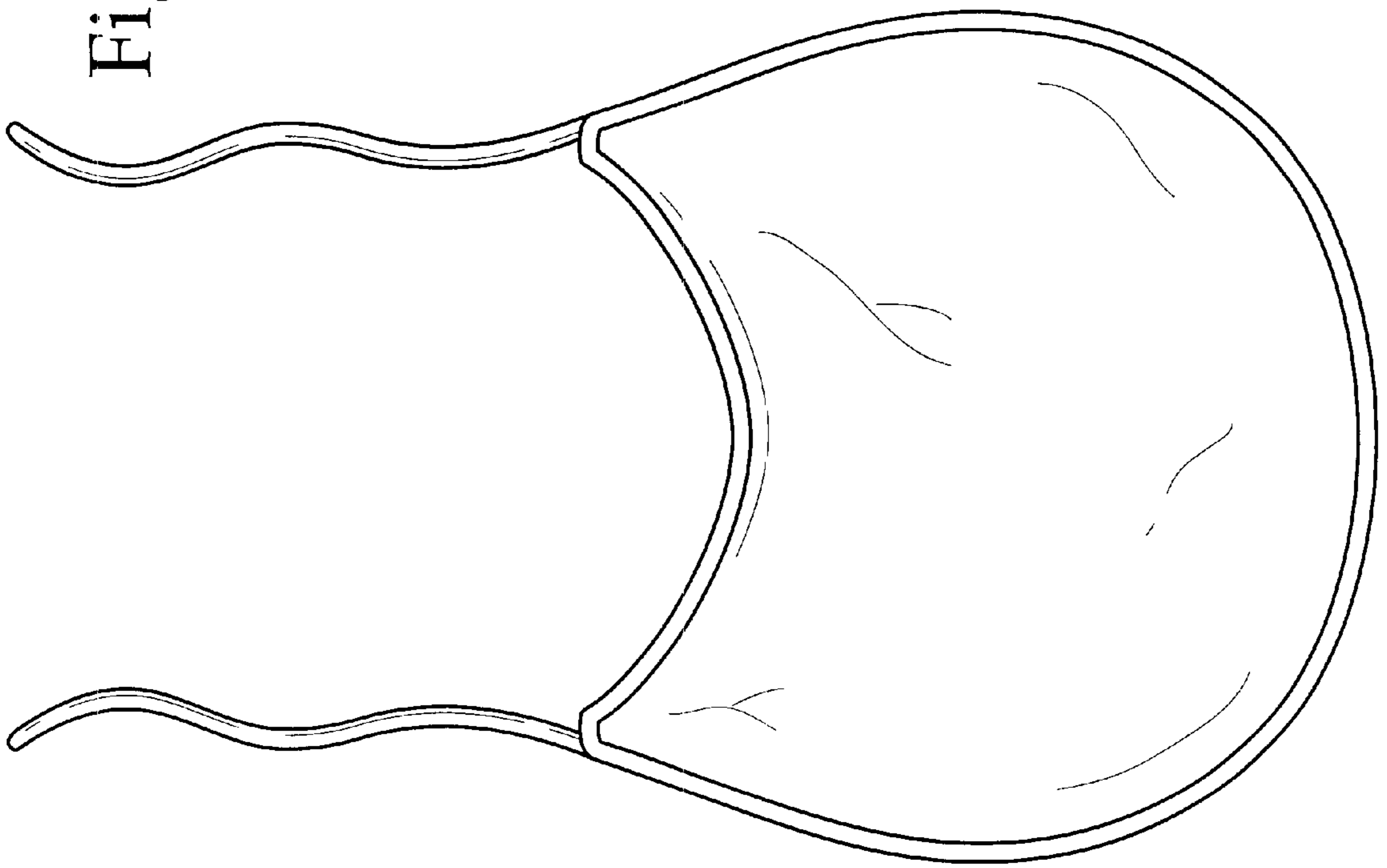


Fig. 1




Fig. 5

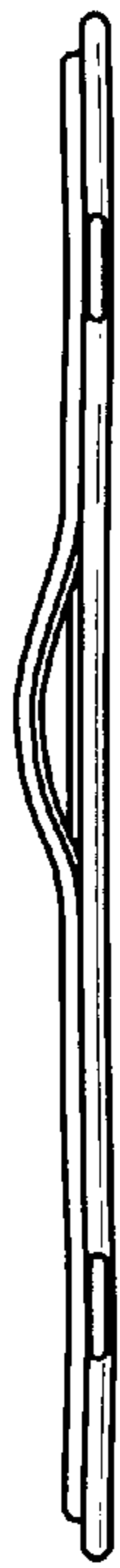


Fig. 3



Fig. 4