



US00D458007S

(12) **United States Design Patent**  
**Delinski**

(10) **Patent No.:** **US D458,007 S**

(45) **Date of Patent:** **\*\* Jun. 4, 2002**

(54) **NOVELTY HOSE**

*Primary Examiner*—Paula A. Mortimer

(76) **Inventor:** **Richard J Delinski**, 12708 Harborview Ct., Woodbridge, VA (US) 22192

(57) **CLAIM**

(\*\*) **Term:** **14 Years**

The ornamental design for a novelty hose, as shown and described.

(21) **Appl. No.:** **29/126,685**

**DESCRIPTION**

(22) **Filed:** **Jul. 21, 2000**

(51) **LOC (7) Cl.** ..... **02-01**

FIG. 1 is a front elevational view of the novelty hose of the present invention;

(52) **U.S. Cl.** ..... **D2/713; D2/980**

FIG. 2 is a rear elevational view of the novelty hose of FIG. 1;

(58) **Field of Search** ..... **D2/980, 983, 990, D2/992, 712, 742, 713; 2/239, 240, 409**

FIG. 3 is a right side elevational view of the novelty hose of FIG. 1, the left view being a mirror image thereof;

(56) **References Cited**

**U.S. PATENT DOCUMENTS**

1,743,998 A	1/1930	Dinkelspiel	
D188,977 S	10/1960	Bradley, Jr. et al.	
4,282,609 A	8/1981	Freedman	
4,351,068 A *	9/1982	Taylor .....	2/409
4,710,981 A	12/1987	Sanchez	
D313,109 S *	12/1990	Anthony .....	2/742
5,280,652 A *	1/1994	Davis et al. ....	2/409
5,481,758 A	1/1996	Gabler	
5,617,586 A	4/1997	Pequeen et al.	

FIG. 4 is a top plan view of the novelty hose of FIG. 1;

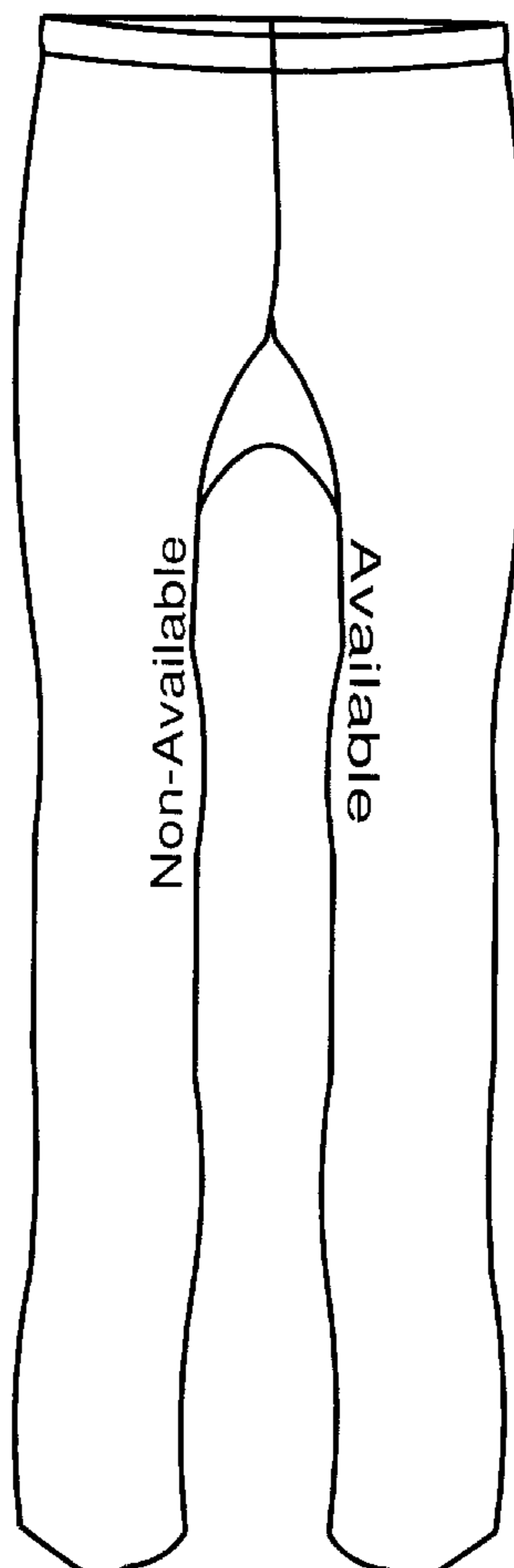
FIG. 5 is a bottom plan view of the novelty hose of FIG. 1; and,

FIG. 6 is a front, left side perspective view in an alternate position (worn and legs crossed) of the novelty hose of FIG. 1.

The broken lines showing of words in FIGS. 1 and 6, and the lady and bench in FIG. 6 are for illustrative purposes only and form no part of the claimed design.

\* cited by examiner

**1 Claim, 2 Drawing Sheets**



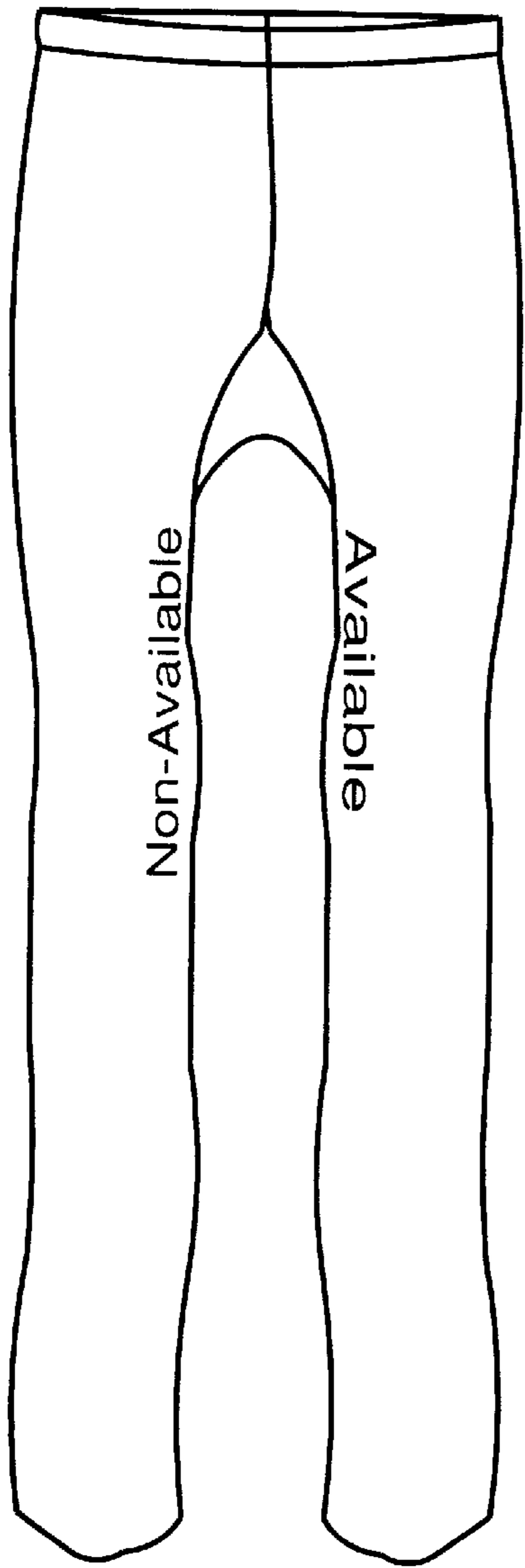


FIG. 1



FIG. 3

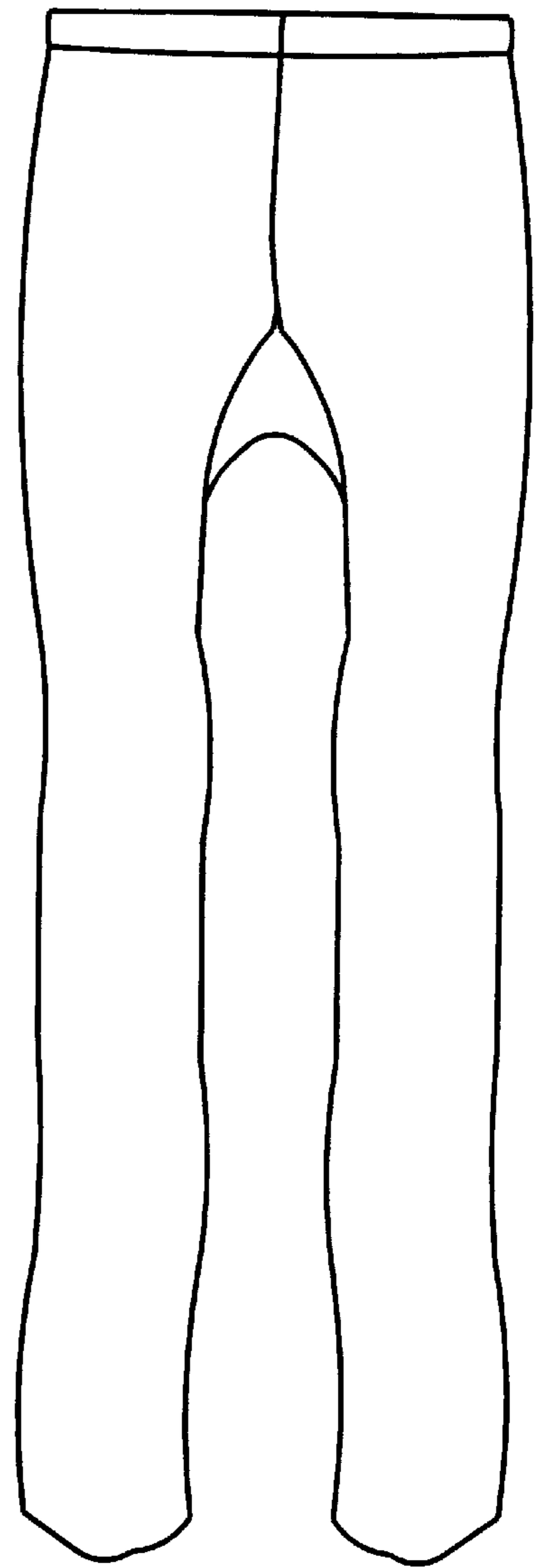


FIG. 2




FIG. 4



FIG. 5

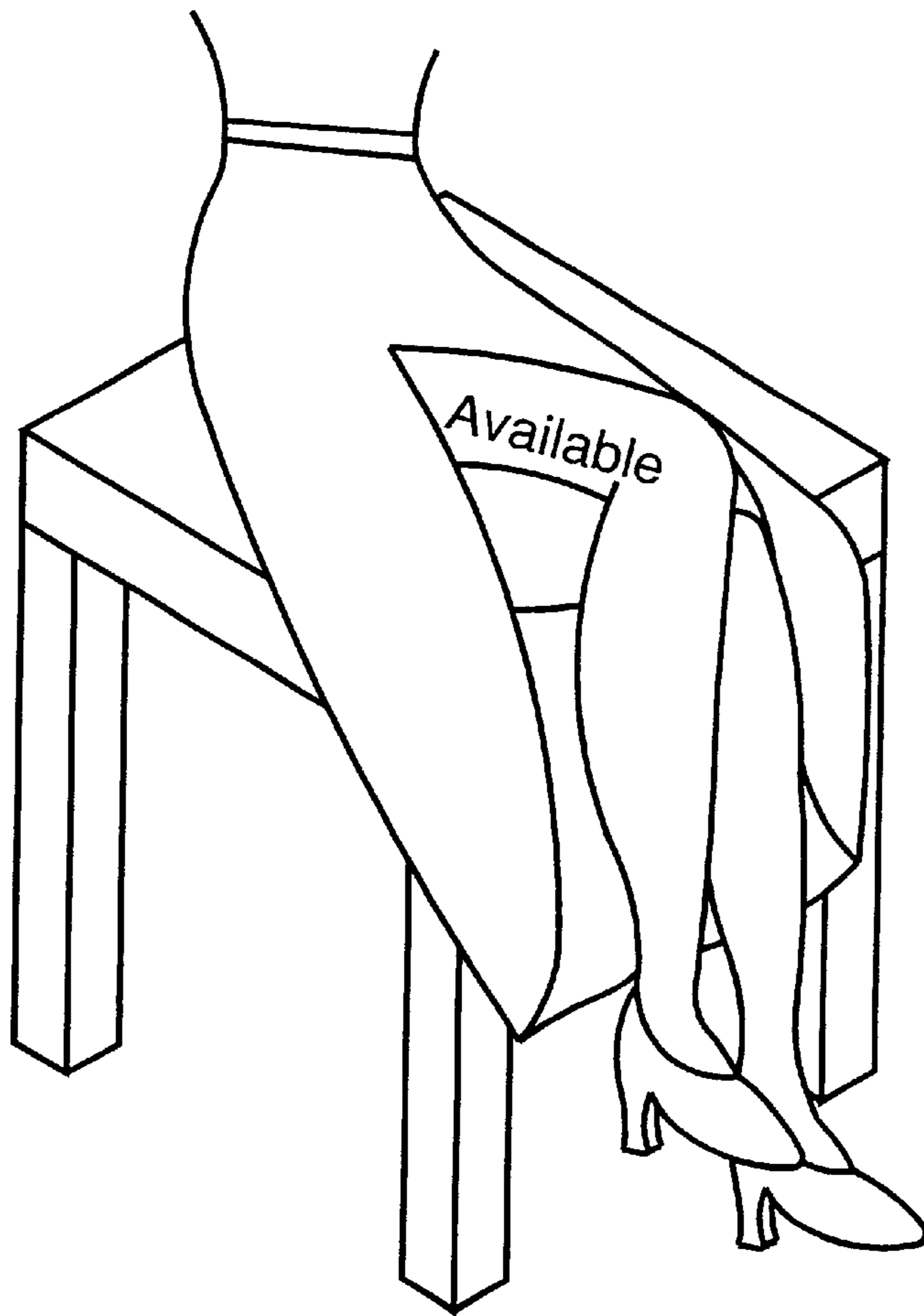


FIG. 6