



US00D458001S

(12) **United States Design Patent**
Shah

(10) **Patent No.:** **US D458,001 S**

(45) **Date of Patent:** **** May 28, 2002**

(54) **BULK CONTAINER DRUM CLOSURE
FLANGE**

(76) **Inventor:** **Yogesh Shah**, 4748 E. Stetson La.,
Orange, CA (US) 92869

(**) **Term:** **14 Years**

(21) **Appl. No.:** **29/133,289**

(22) **Filed:** **Nov. 27, 2000**

(51) **LOC (7) Cl.** **09-02**

(52) **U.S. Cl.** **D34/39; D34/11**

(58) **Field of Search** D34/10, 39, 11;
D9/434, 447, 435; 220/254, 288, 334, 200,
320

(56) **References Cited**

U.S. PATENT DOCUMENTS

2,773,621	A	*	12/1956	Hurley	220/254
3,863,800	A	*	2/1975	Jesecich et al.	220/288
4,135,639	A	*	1/1979	Dillon et al.	220/288
D276,595	S	*	12/1984	Miller	D9/434
D299,010	S	*	12/1988	Wall	D9/435
D317,126	S	*	5/1991	Morris, Sr.	D9/435
D322,940	S	*	1/1992	Rivera	D9/435

D327,648	S	*	7/1992	Cane	D9/435
D327,849	S	*	7/1992	Armstrong	D9/435
D329,200	S	*	9/1992	Collins	D9/435
D334,450	S	*	3/1993	Rapaz	D34/10
5,918,757	A	*	7/1999	Przytulla et al.	220/288
D415,027	S	*	10/1999	Blazar	D9/447
D425,683	S	*	5/2000	Nichols et al.	D34/39
D432,914	S	*	10/2000	Hayes et al.	D9/434

* cited by examiner

Primary Examiner—Cynthia E. Ramirez

(74) *Attorney, Agent, or Firm*—Charles H. Thomas

(57) **CLAIM**

I claim the ornamental design for the article bulk container drum closure flange, as shown and described.

DESCRIPTION

FIG. 1 is a perspective view of a bulk container drum closure flange showing my new design;
FIG. 2 is a top plan view thereof;
FIG. 3 is a side elevational view thereof, it being understood that the view from all sides is substantially the same; and,
FIG. 4 is a bottom plan view thereof.

1 Claim, 4 Drawing Sheets

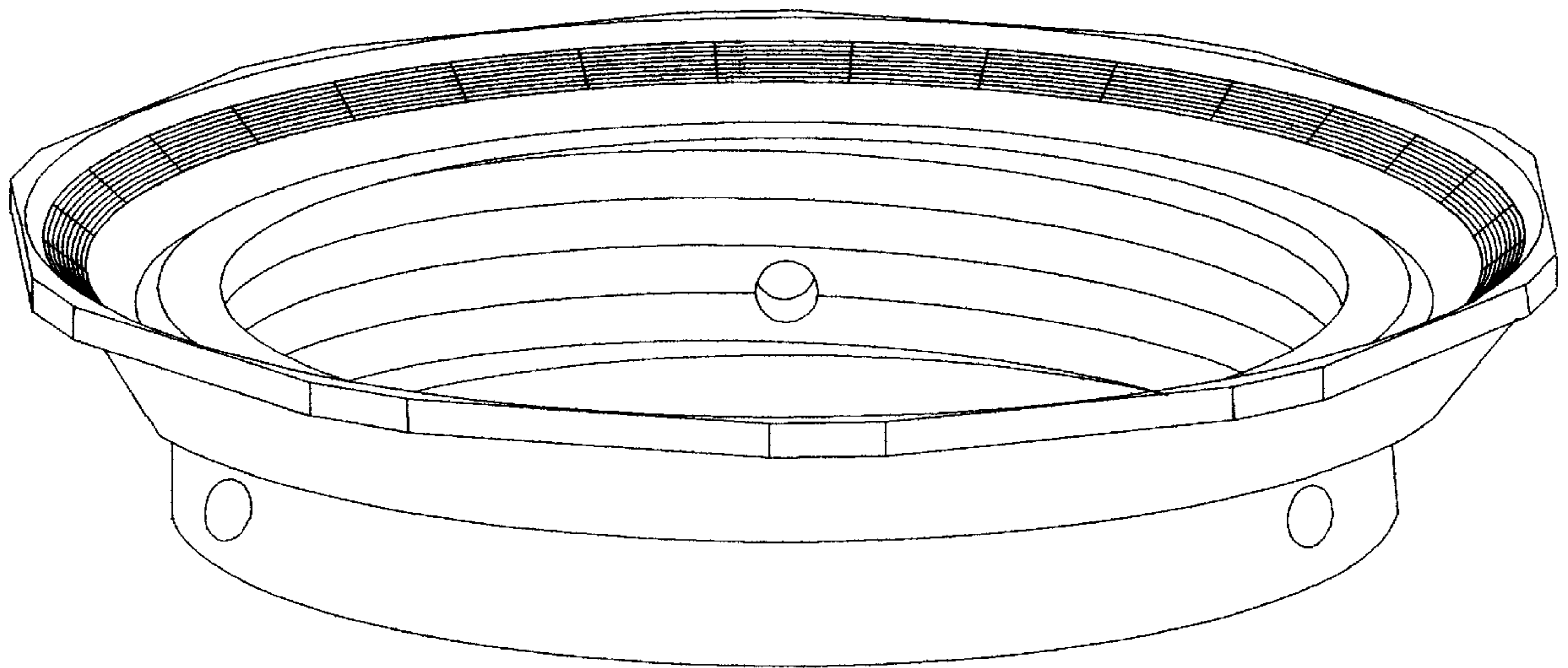


FIG-1

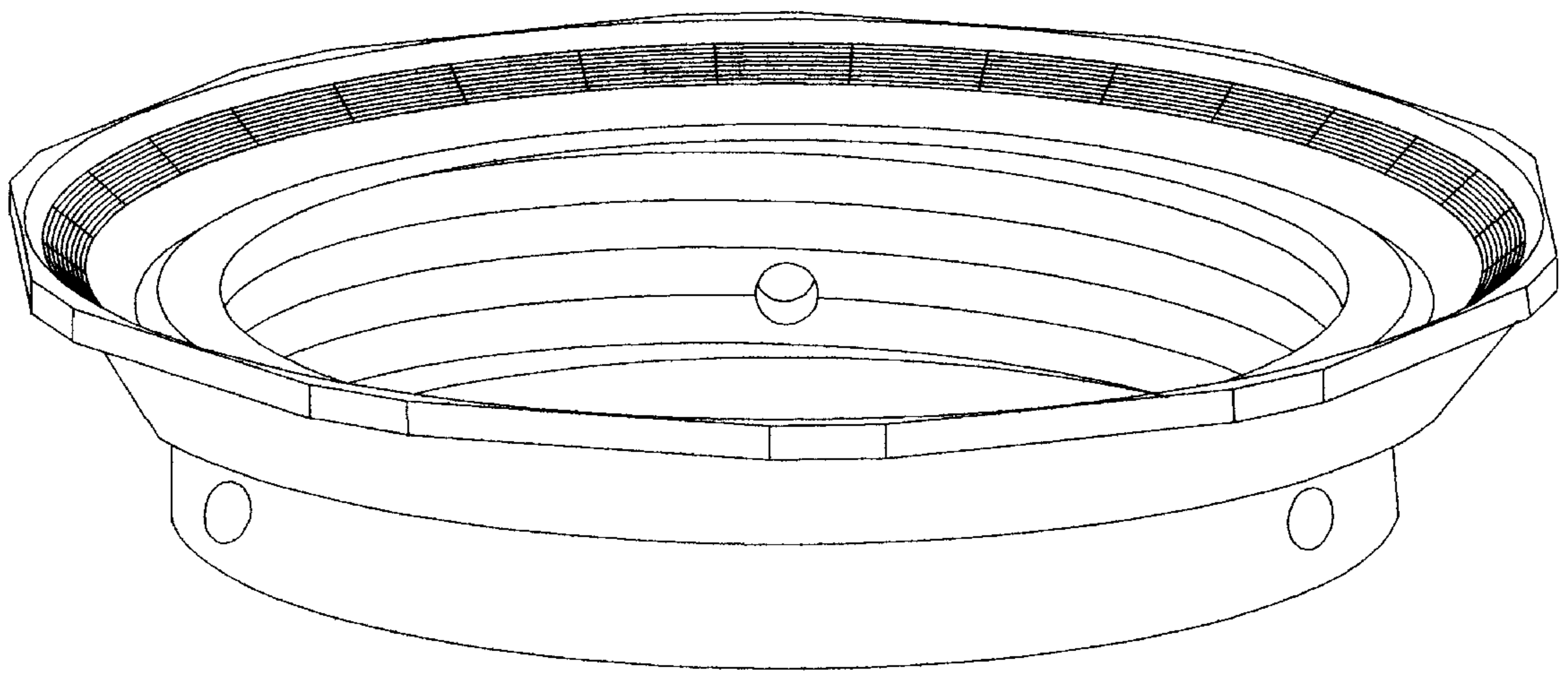


FIG-2

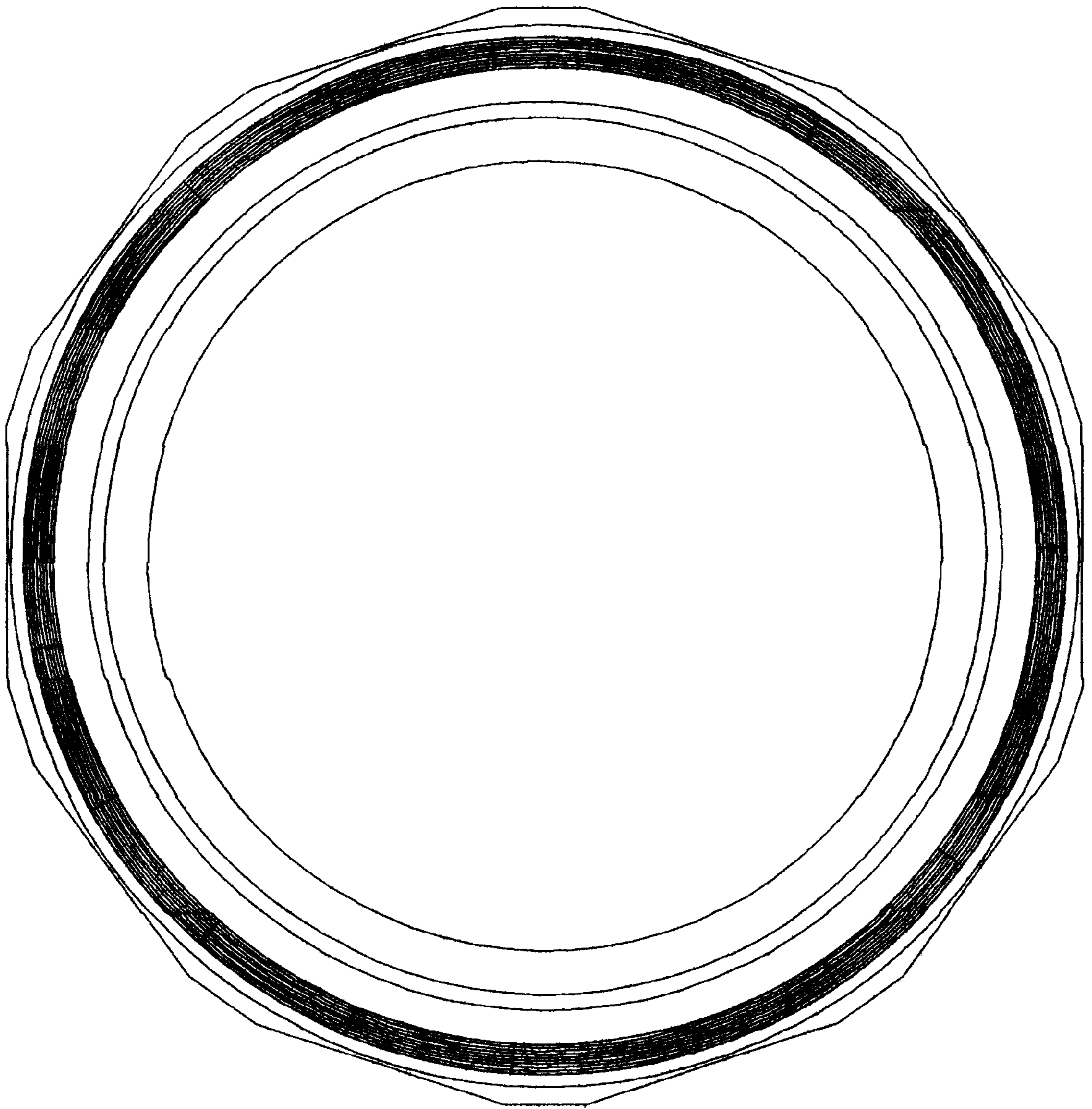


FIG-3

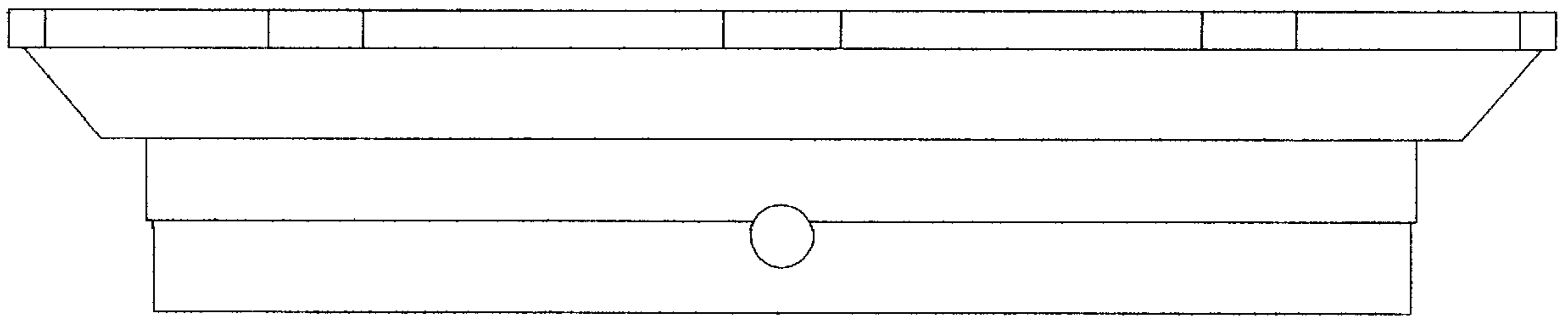


FIG-4

