



US00D457990S

(12) **United States Design Patent**
Dietrich

(10) **Patent No.:** **US D457,990 S**

(45) **Date of Patent:** **** May 28, 2002**

(54) **ANIMAL TOY RING**

(76) **Inventor:** **Debra M. Dietrich**, 5 Park Plz., Suite
1150, Irvine, CA (US) 92614-8591

(**) **Term:** **14 Years**

(21) **Appl. No.:** **29/133,760**

(22) **Filed:** **Dec. 6, 2000**

(51) **LOC (7) Cl.** **30-99**

(52) **U.S. Cl.** **D30/160**

(58) **Field of Search** D30/160; 119/702,
119/706-711; D11/11, 3, 4; 63/3, 15; D21/405,
406, 684; D24/193, 194; 273/161

(56) **References Cited**

U.S. PATENT DOCUMENTS

| | | | | |
|-------------|---|---------|------------|---------|
| 430,295 A | * | 6/1890 | Mathewson | 63/3 |
| 859,349 A | * | 7/1907 | Tanner | 273/161 |
| 1,448,465 A | * | 3/1923 | Sherman | 63/3 |
| 1,919,095 A | * | 7/1933 | de Gennaro | 63/3 |
| D120,368 S | * | 5/1940 | Welling | D11/11 |
| D133,869 S | * | 9/1942 | Donahue | D21/406 |
| 2,301,673 A | * | 11/1942 | Allen | D21/406 |
| D141,810 S | * | 7/1945 | Delano | D21/406 |
| 2,714,269 A | * | 8/1955 | Charles | 63/11 |

| | | | | |
|-------------|---|---------|------------------|---------|
| D176,877 S | * | 2/1956 | Newmark | D24/194 |
| 3,181,217 A | * | 5/1965 | Bohlinger et al. | D11/11 |
| 3,225,565 A | * | 12/1965 | Bohlinger et al. | 63/11 |
| D205,597 S | * | 8/1966 | Taubner | D11/11 |
| 4,116,202 A | * | 9/1978 | Panicci | D24/194 |
| 4,351,166 A | * | 9/1982 | Belin | 63/15 |
| D291,341 S | * | 8/1987 | Keating et al. | D21/684 |
| D345,422 S | * | 3/1994 | Spence, Jr. | D24/193 |
| D381,593 S | * | 7/1997 | Dreyfus et al. | D30/160 |
| D388,729 S | * | 1/1998 | Bulgari | D11/11 |
| 5,961,406 A | | 10/1999 | Hass | |
| D440,718 S | * | 4/2001 | Florance | D30/160 |

* cited by examiner

Primary Examiner—Cathy Anne MacCormac

(74) *Attorney, Agent, or Firm*—Knobbe, Martens Olson & Bear, LLP

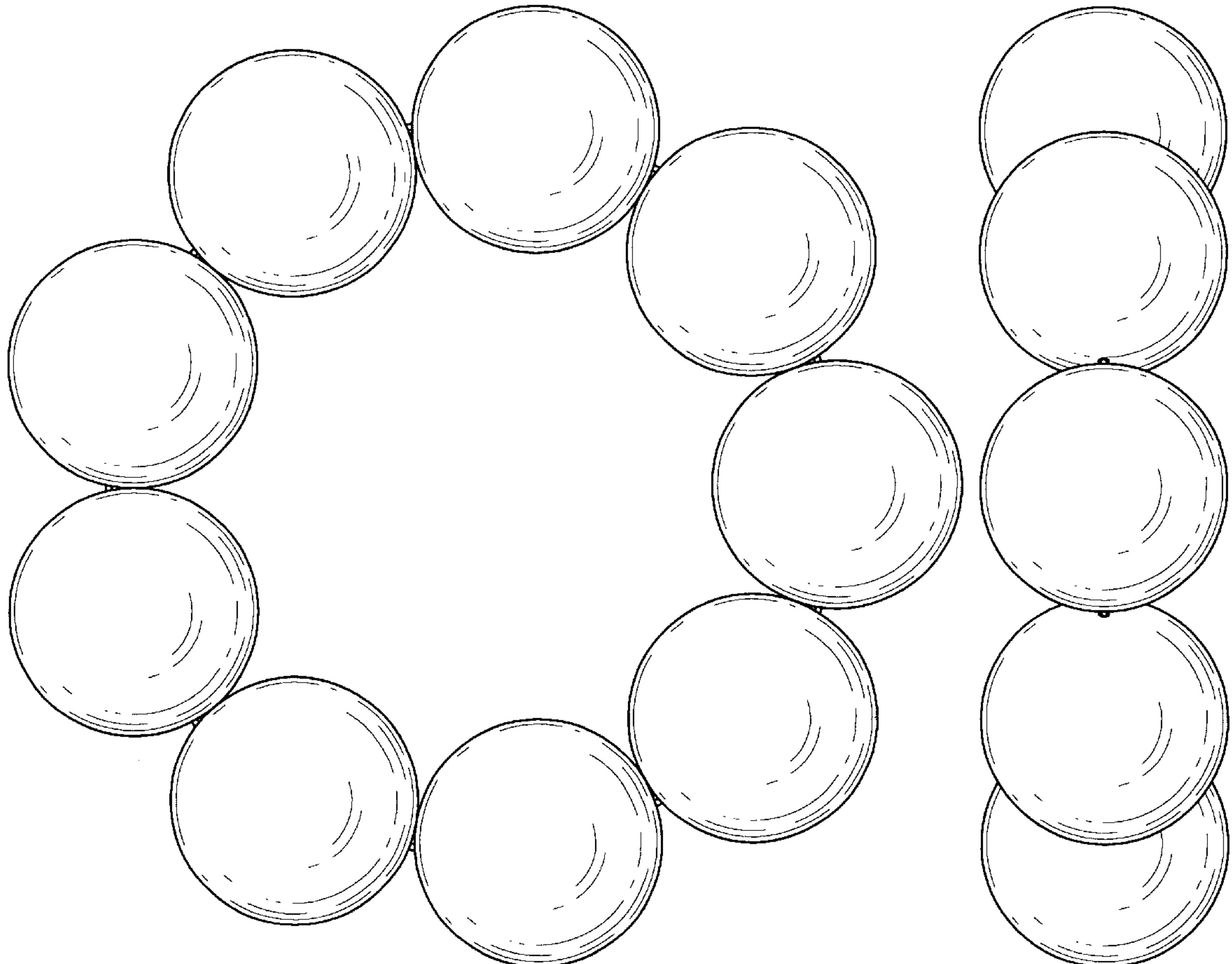
(57) **CLAIM**

The ornamental design for an animal toy ring, as shown and described.

DESCRIPTION

FIG. 1 is a front view of the animal toy ring of the present invention; and,
FIG. 2 is a side view of the animal toy ring of FIG. 1.

1 Claim, 2 Drawing Sheets



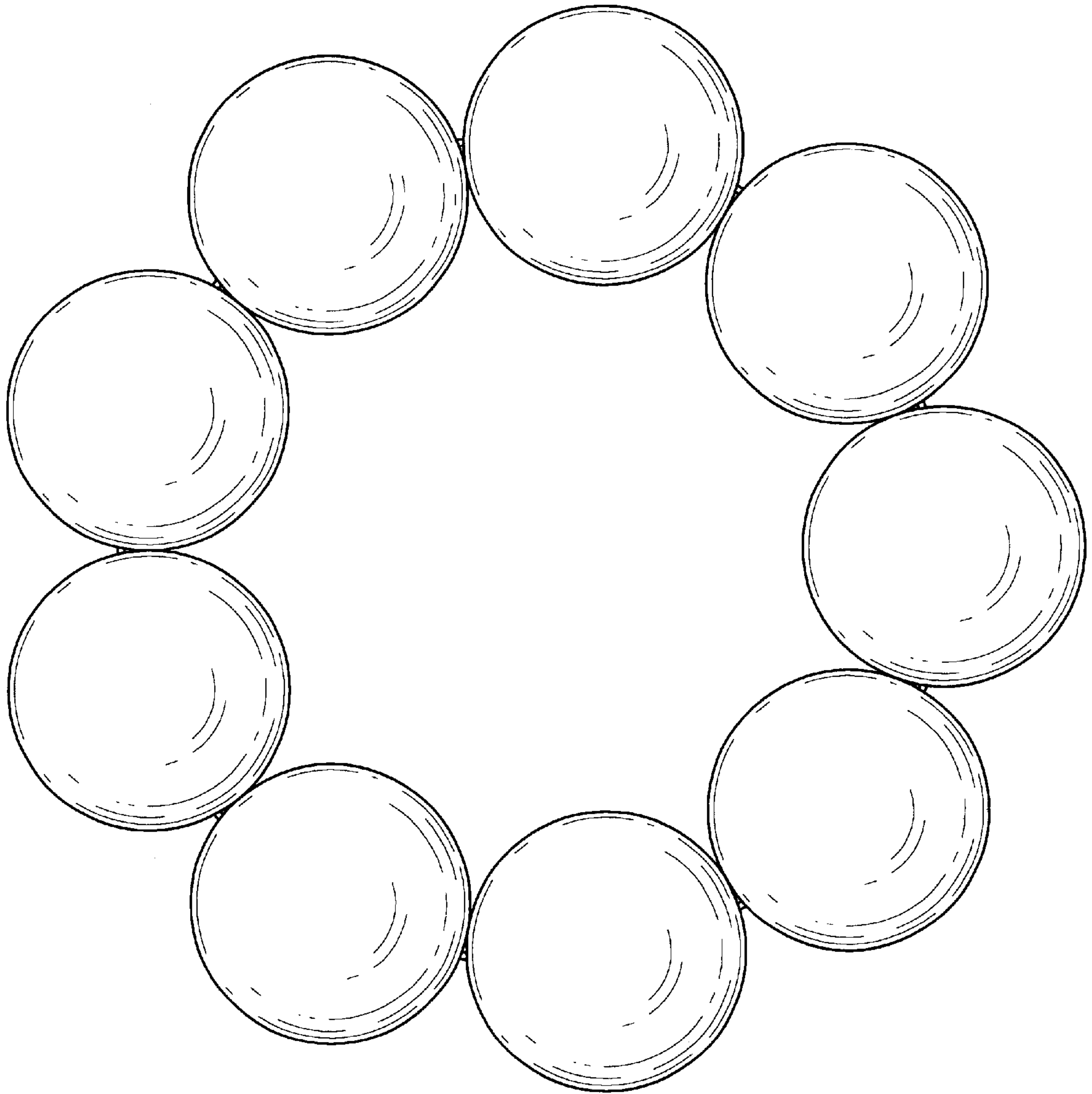


FIG. 1




FIG. 2