



US00D457984S

(12) **United States Design Patent**
Lau

(10) **Patent No.:** **US D457,984 S**

(45) **Date of Patent:** **** May 28, 2002**

(54) **EAR AND NOSE TRIMMER**

(75) Inventor: **Tung Yan Lau**, Shatin (HK)

(73) Assignee: **Remington Corporation, L.L.C.**,
Bridgeport, CT (US)

(**) Term: **14 Years**

(21) Appl. No.: **29/134,759**

(22) Filed: **Dec. 29, 2000**

(51) **LOC (7) Cl.** **28-03**

(52) **U.S. Cl.** **D28/53**

(58) **Field of Search** D28/49-54, 58;
30/29.5, 34.05, 43, 43.1-43.9, 43.91, 43.92,
42, 44, 45, 526; D4/100-102

(56) **References Cited**

U.S. PATENT DOCUMENTS

3,842,498	A	*	10/1974	Mizobata et al.	30/43.92
D237,187	S	*	10/1975	Fattaleh	D24/146
D305,162	S	*	12/1989	Mockovak	D28/53
D365,174	S	*	12/1995	Ching	D28/50
D388,543	S	*	12/1997	Euguchi et al.	D28/53
D434,528	S	*	11/2000	Kling	D28/53
D437,453	S	*	2/2001	Pinchuk	D28/44

OTHER PUBLICATIONS

Hong Kong Enterprise Jun. 1993, p. 730: Trimmer For Nose and Ears.*

* cited by examiner

Primary Examiner—Ted Shooman

Assistant Examiner—C Tuttle

(74) *Attorney, Agent, or Firm*—Melvin I. Stoltz

(57) **CLAIM**

The ornamental design for the ear and nose trimmer, as shown and described.

DESCRIPTION

FIG. 1 is a front elevational view of the Ear and Nose Trimmer showing my new design;

FIG. 2 is a side elevational view, looking from the left side of FIG. 1;

FIG. 3 is a top plan view thereof;

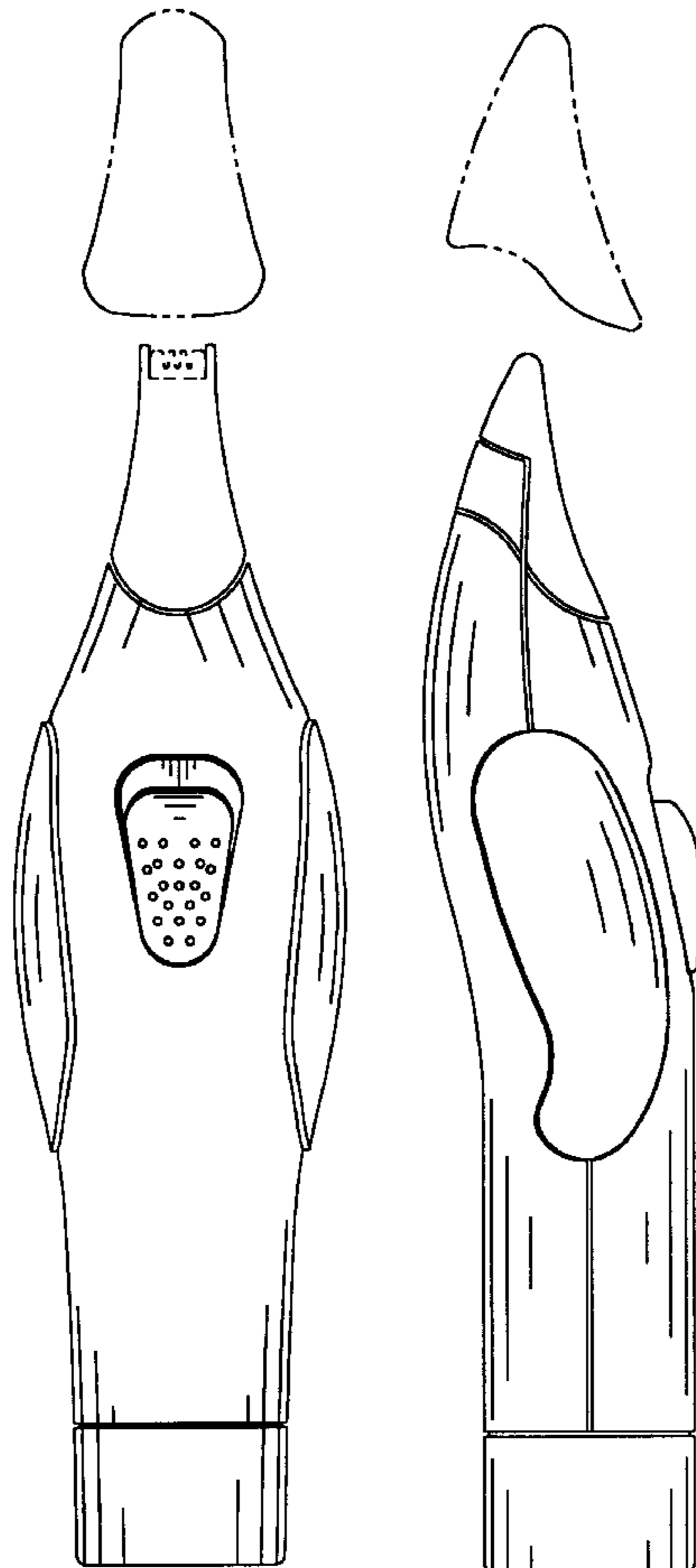
FIG. 4 is a rear elevational view thereof;

FIG. 5 is a side elevational view, looking from the right side of FIG. 1; and,

FIG. 6 is a bottom plan view thereof.

The broken line showing of the cap is for illustrative purposes only and forms no part of the claimed design.

1 Claim, 2 Drawing Sheets



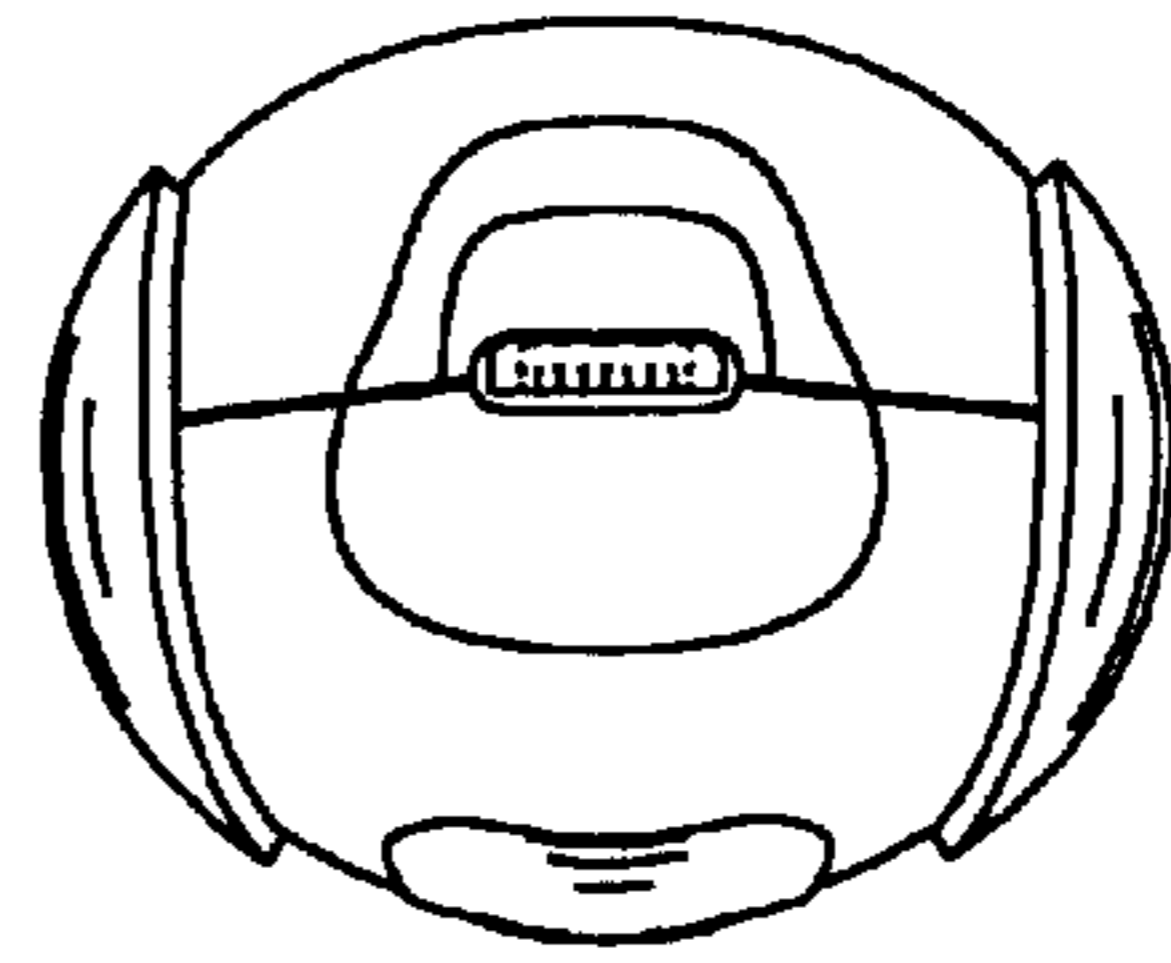


FIG. 3

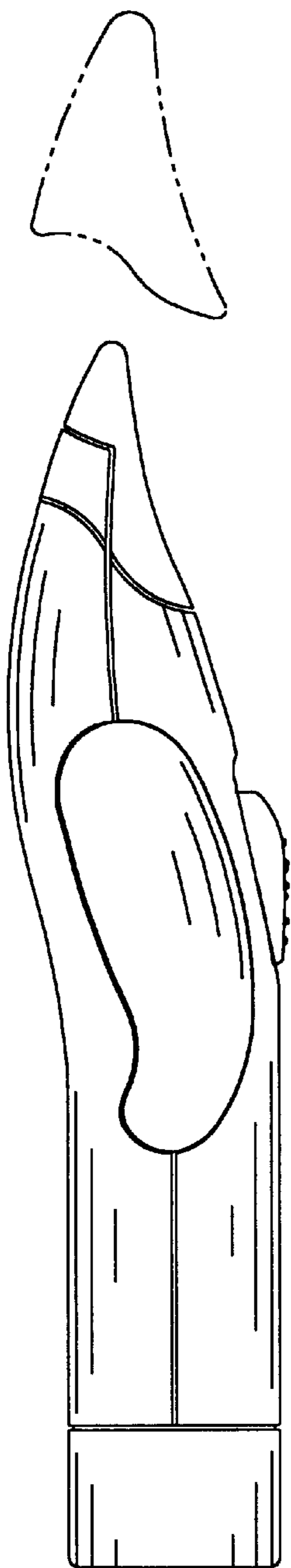


FIG. 2

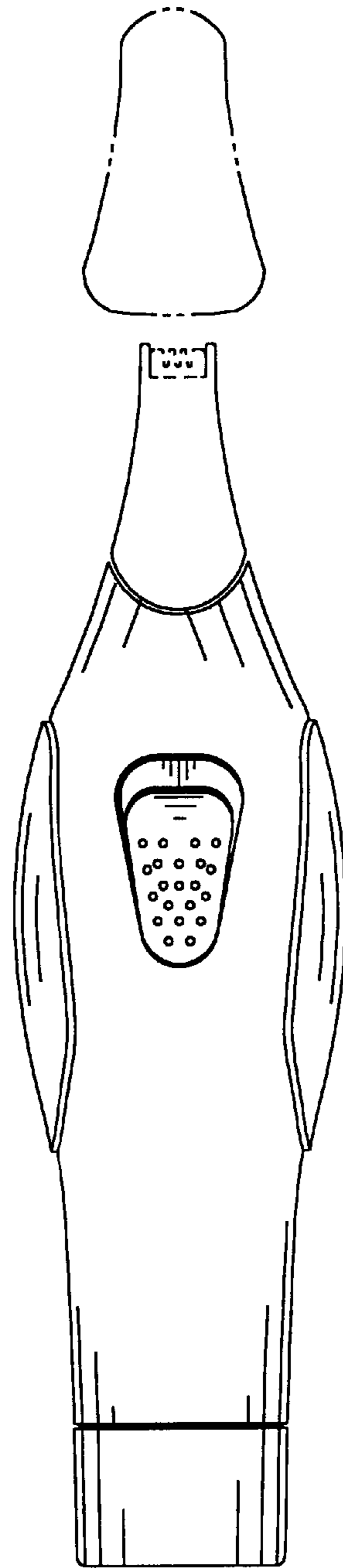


FIG. 1

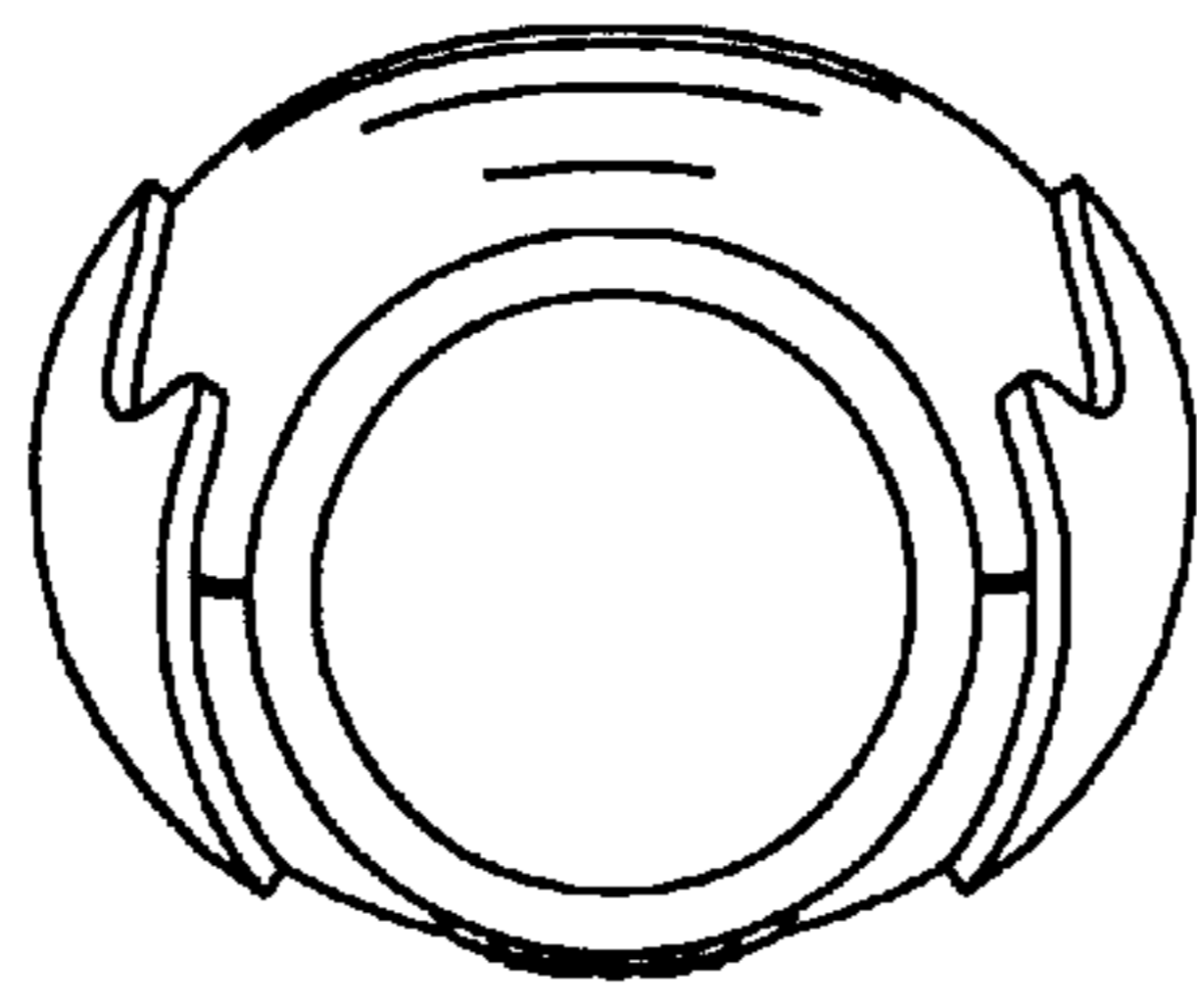


FIG. 6

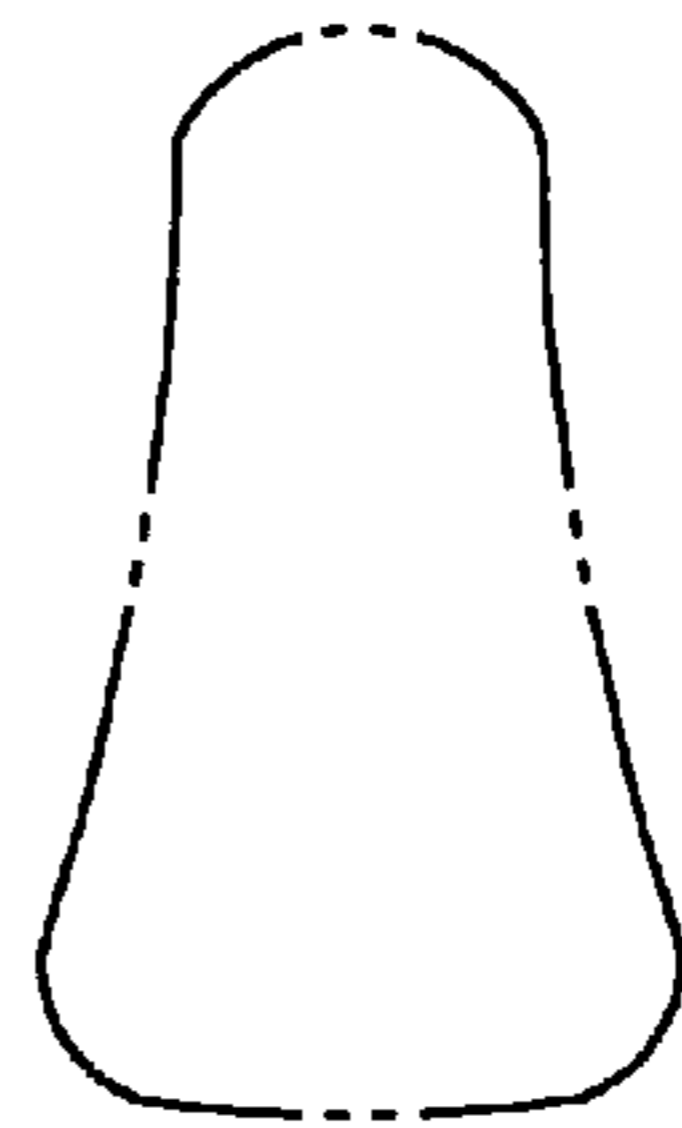


FIG. 5

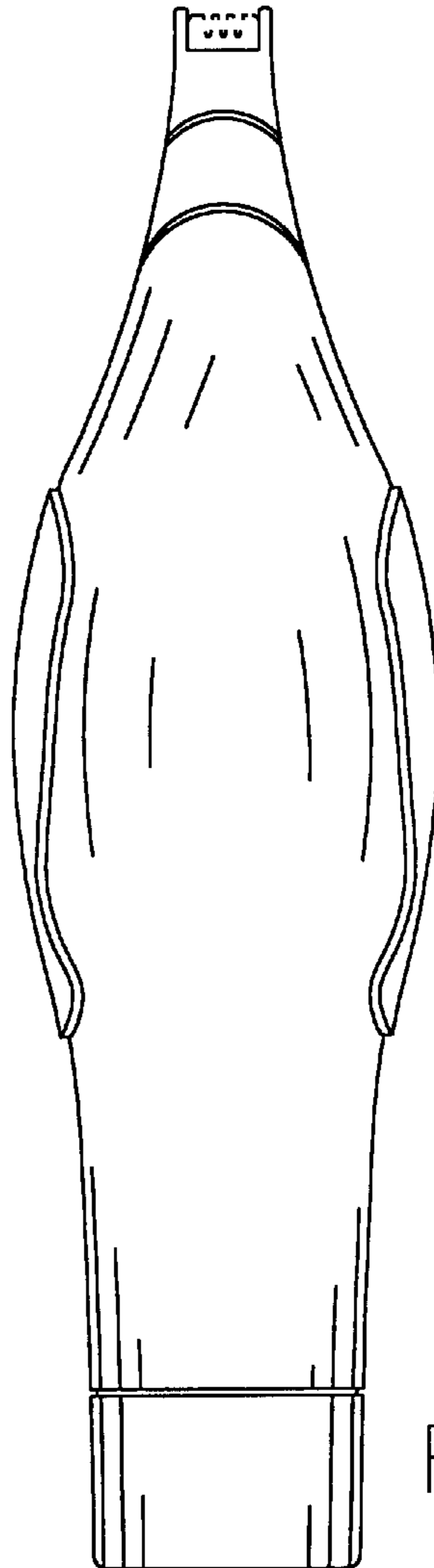


FIG. 4