



US00D457983S

(12) **United States Design Patent**  
**Bejdova**

(10) **Patent No.:** **US D457,983 S**

(45) **Date of Patent:** **\*\* May 28, 2002**

(54) **COMBINED SELF HOLDING ROLLER AND COMB**

(76) **Inventor:** **Drahoslava Bejdova**, P.O. Box 529,  
Key West, FL (US) 33041

(\*\*) **Term:** **14 Years**

(21) **Appl. No.:** **29/147,911**

(22) **Filed:** **Sep. 10, 2001**

(51) **LOC (7) Cl.** ..... **28-03**

(52) **U.S. Cl.** ..... **D28/37; D28/25**

(58) **Field of Search** ..... **D28/10, 25, 37;**  
**132/212, 105-107, 120, 122, 123, 144,**  
**148, 223, 226, 245, 250-260, 262, 268**

(56) **References Cited**

**U.S. PATENT DOCUMENTS**

- 2,254,816 A \* 9/1941 Bergmann ..... 132/222
- 2,564,239 A \* 8/1951 Voight ..... 132/106
- D204,355 S \* 4/1966 Solomon ..... D28/37

- 3,358,698 A \* 12/1967 Blanchard ..... 132/252
- 3,464,426 A \* 9/1969 Parker ..... 132/123
- 3,540,457 A \* 11/1970 Solomon ..... 132/233
- 4,201,236 A \* 5/1980 Morefield ..... 132/250

**FOREIGN PATENT DOCUMENTS**

GB DES. 2065661 \* 11/1996

\* cited by examiner

*Primary Examiner*—Ted Shooman

*Assistant Examiner*—C Tuttle

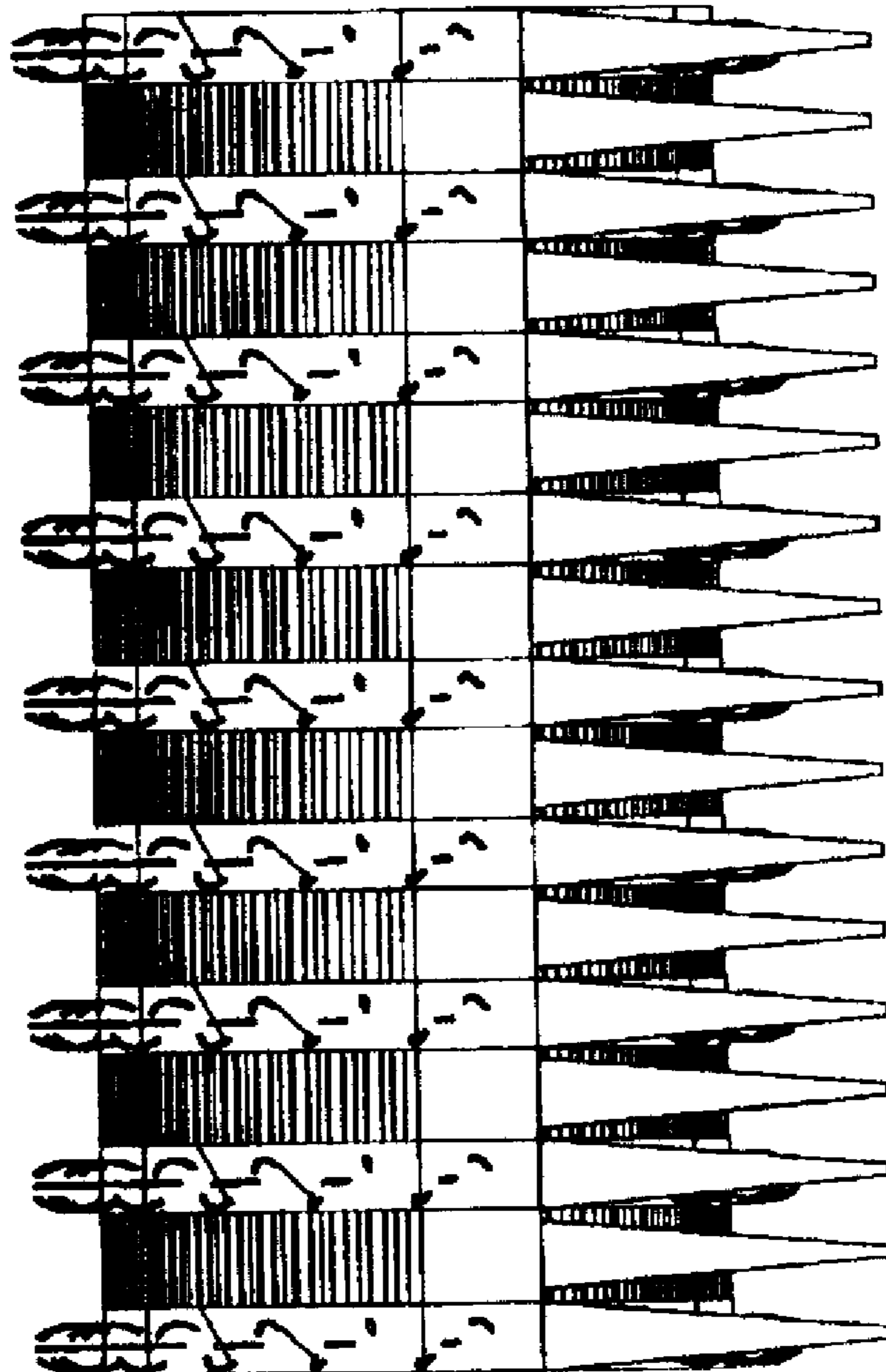
(57) **CLAIM**

The ornamental design for a combined self holding roller and comb, as shown.

**DESCRIPTION**

FIG. 1 is a front view;  
FIG. 2 is a left side view;  
FIG. 3 is a top plan view; and,  
FIG. 4 is a perspective view.

**1 Claim, 1 Drawing Sheet**



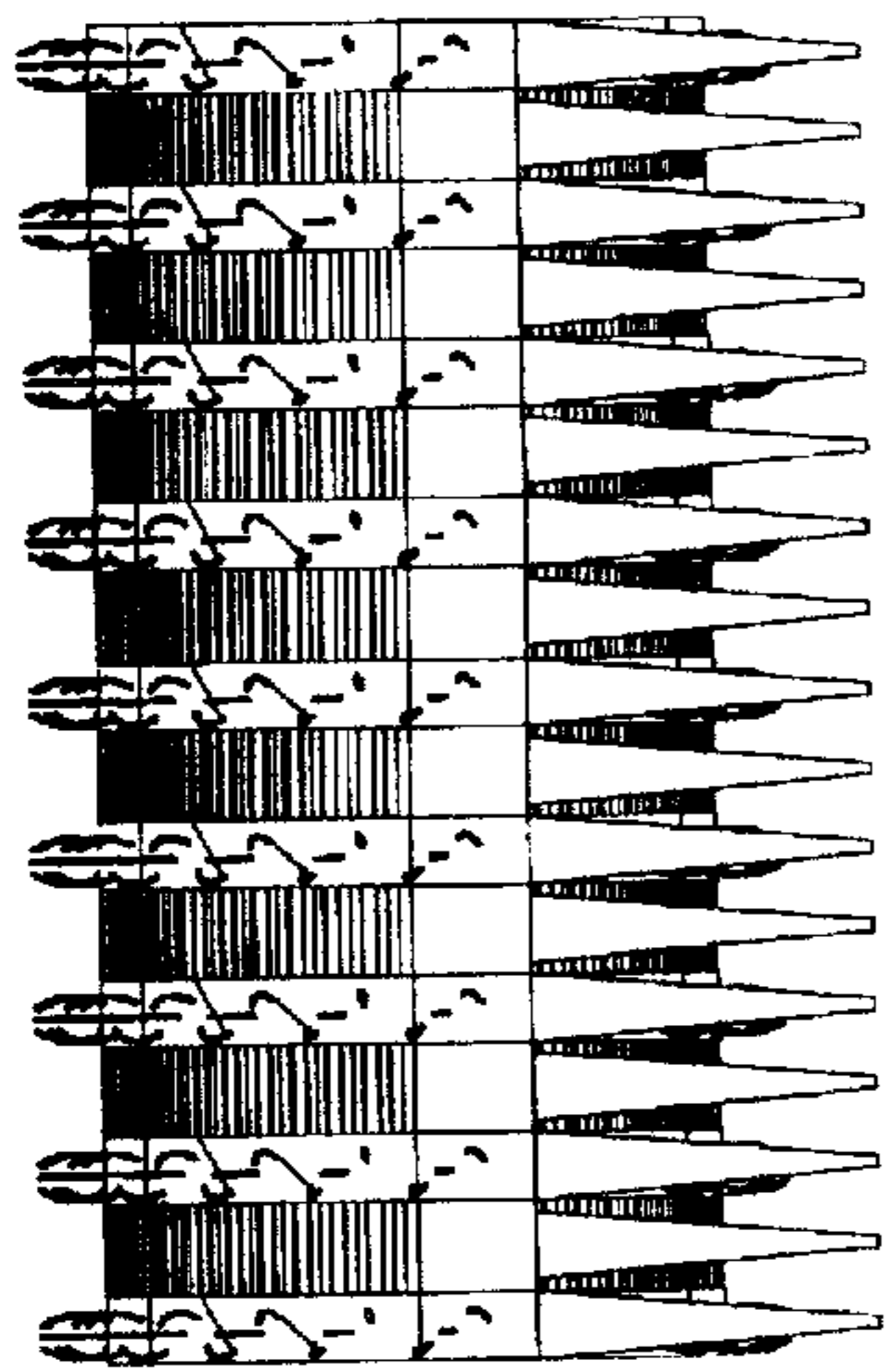


FIG. 1

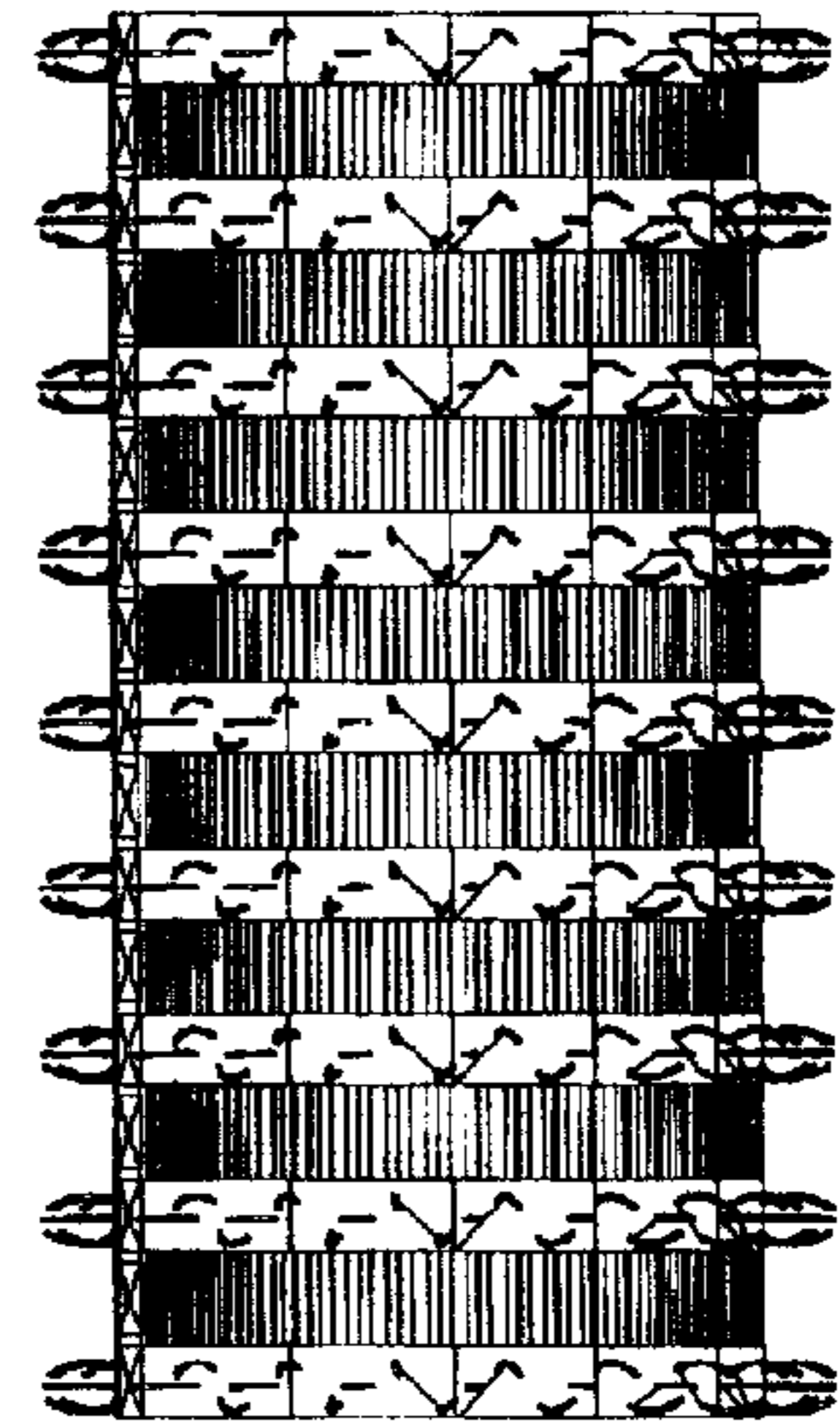


FIG. 2

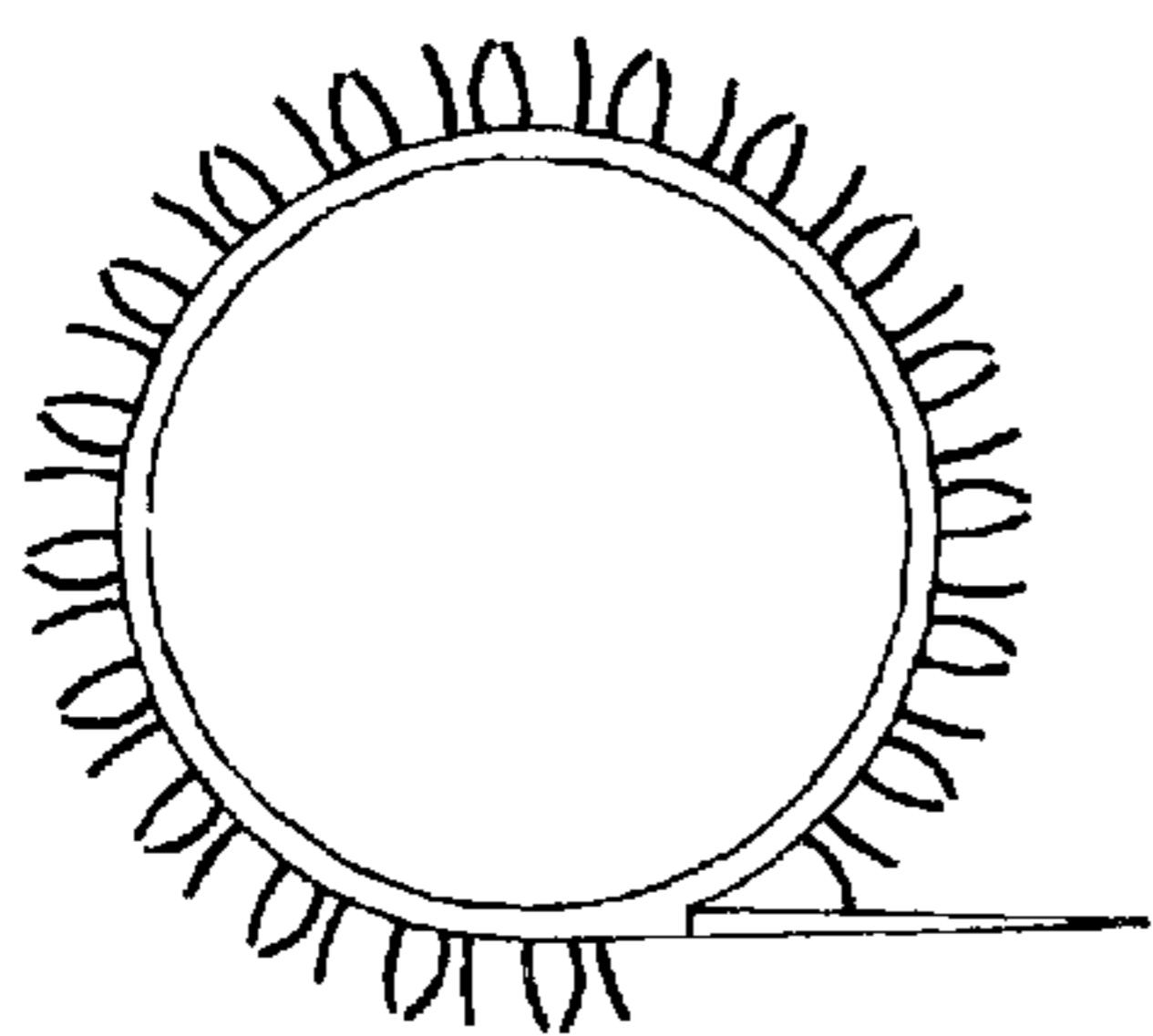


FIG. 3




FIG. 4