



US00D457981S

(12) **United States Design Patent**  
**Yeh**

(10) **Patent No.:** **US D457,981 S**

(45) **Date of Patent:** **\*\* May 28, 2002**

(54) **CEILING LAMP**

(76) Inventor: **Peter Yeh**, No. 10, Lane 808,  
Chungshan Rd., Hsinhua Chen, Tainan  
Hsien (TW)

(\*\*) Term: **14 Years**

(21) Appl. No.: **29/143,267**

(22) Filed: **Jun. 12, 2001**

(51) **LOC (7) Cl.** ..... **26-03**

(52) **U.S. Cl.** ..... **D26/76**

(58) **Field of Search** ..... D26/72-91; 362/147,  
362/432, 182, 404-408, 351, 362, 363,  
217, 218, 220-223, 419

(56) **References Cited**

**U.S. PATENT DOCUMENTS**

D145,323 S	*	7/1946	Nitardy	.....	D26/78
D180,536 S	*	6/1957	Stevens	.....	D26/76
D334,821 S	*	4/1993	Morgan	.....	D26/28
D404,161 S	*	1/1999	Herst et al.	.....	D26/76
D442,722 S	*	5/2001	Fahmian	.....	D26/76

**OTHER PUBLICATIONS**

Seagull Lighting Products' catalog/ model 5914-15 on top left of p. 220.\*

\* cited by examiner

*Primary Examiner*—Alan P. Douglas

*Assistant Examiner*—Clare E. Heflin

(74) *Attorney, Agent, or Firm*—Rosenberg, Klein & Lee

(57) **CLAIM**

The ornamental design for a ceiling lamp, as shown.

**DESCRIPTION**

FIG. 1 is a perspective view of a ceiling lamp showing my new design;

FIG. 2 is a front elevational view thereof;

FIG. 3 is a rear elevational view thereof;

FIG. 4 is a left side view thereof;

FIG. 5 is a right side view thereof;

FIG. 6 is a top plain view thereof; and,

FIG. 7 is a bottom plain view thereof.

**1 Claim, 4 Drawing Sheets**


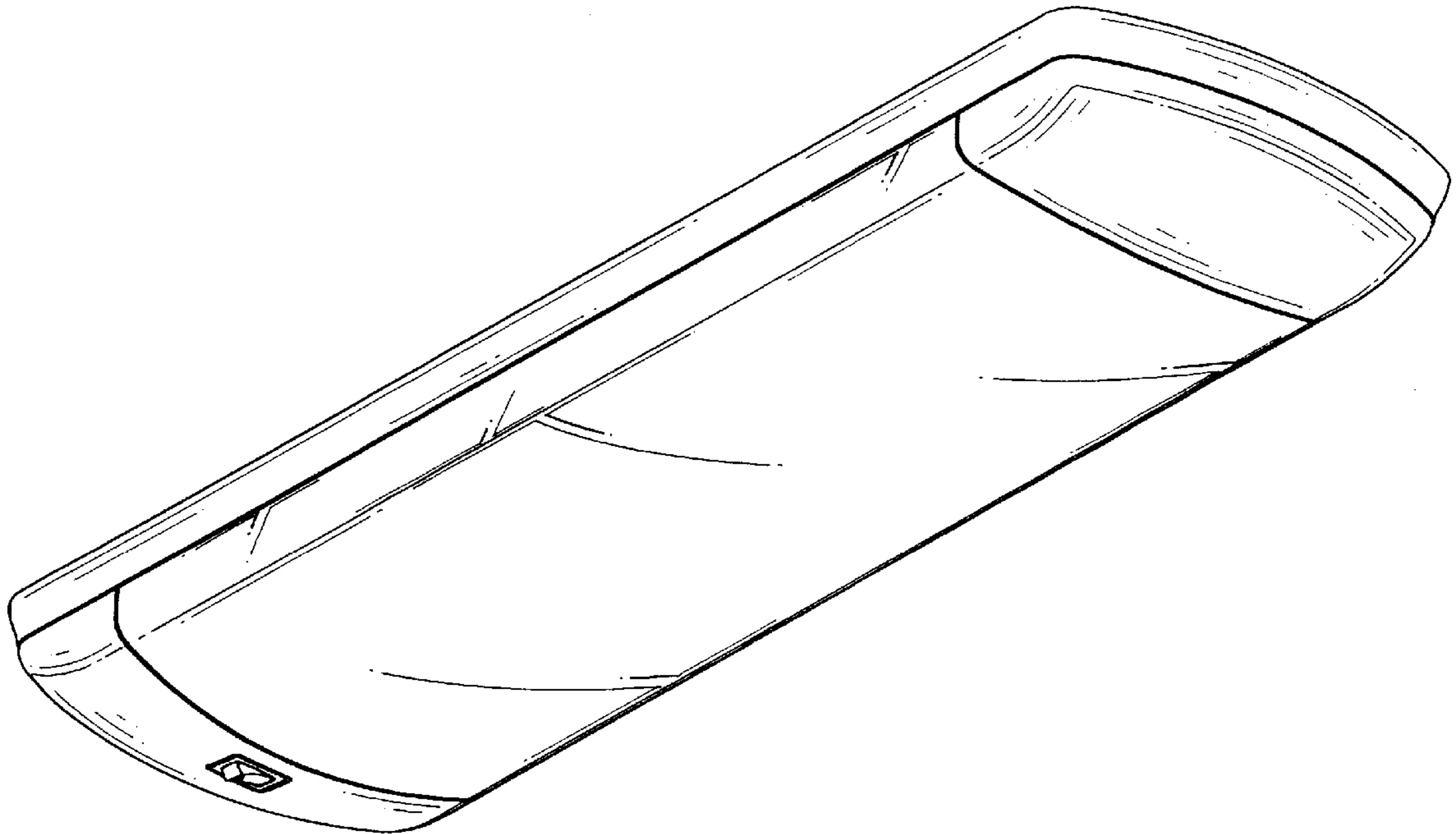




FIG. 1

FIG. 2


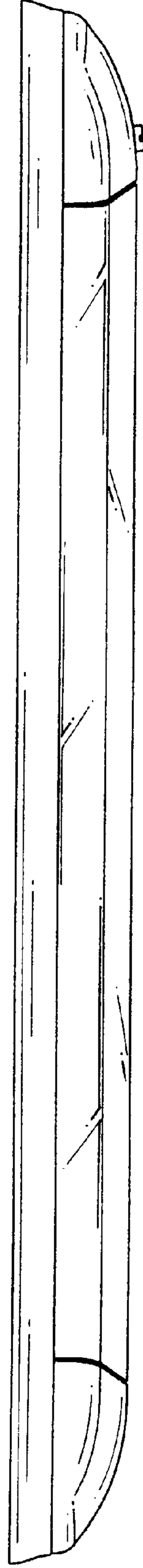


FIG. 3



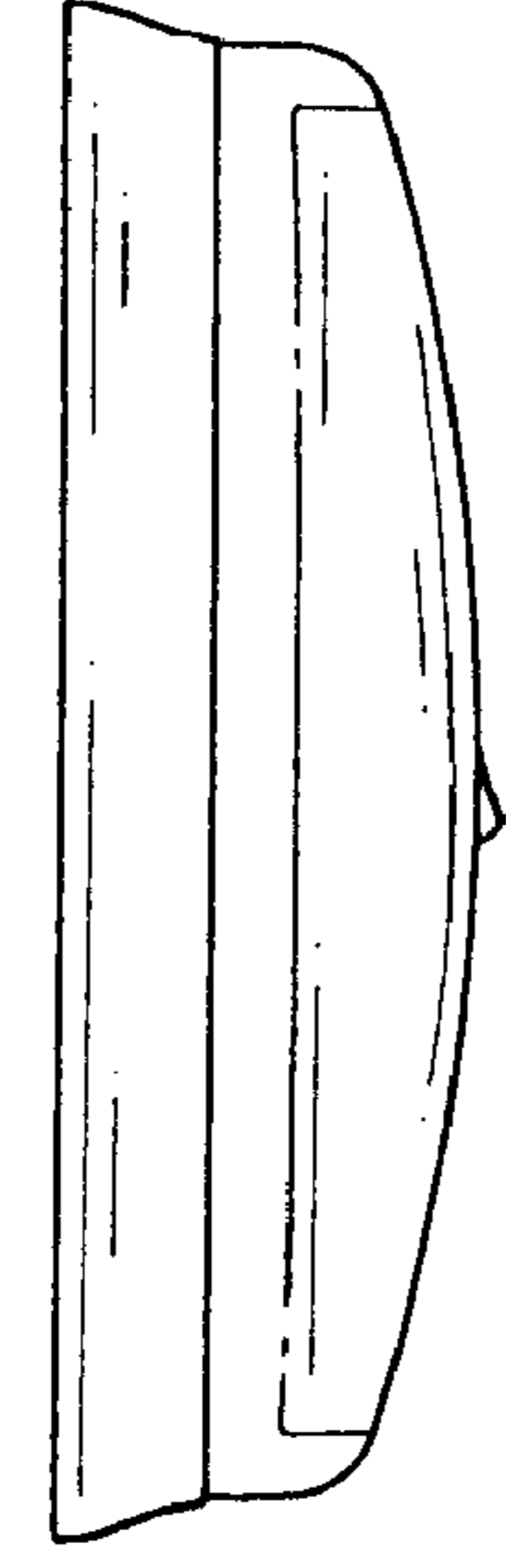


FIG. 4

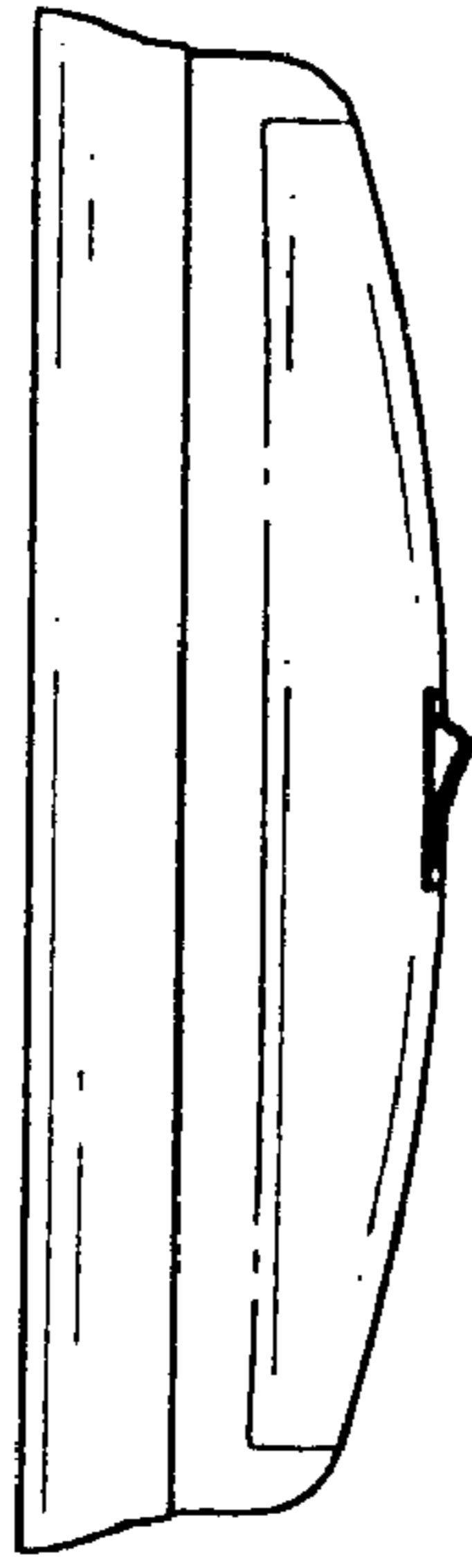


FIG. 5




FIG. 6

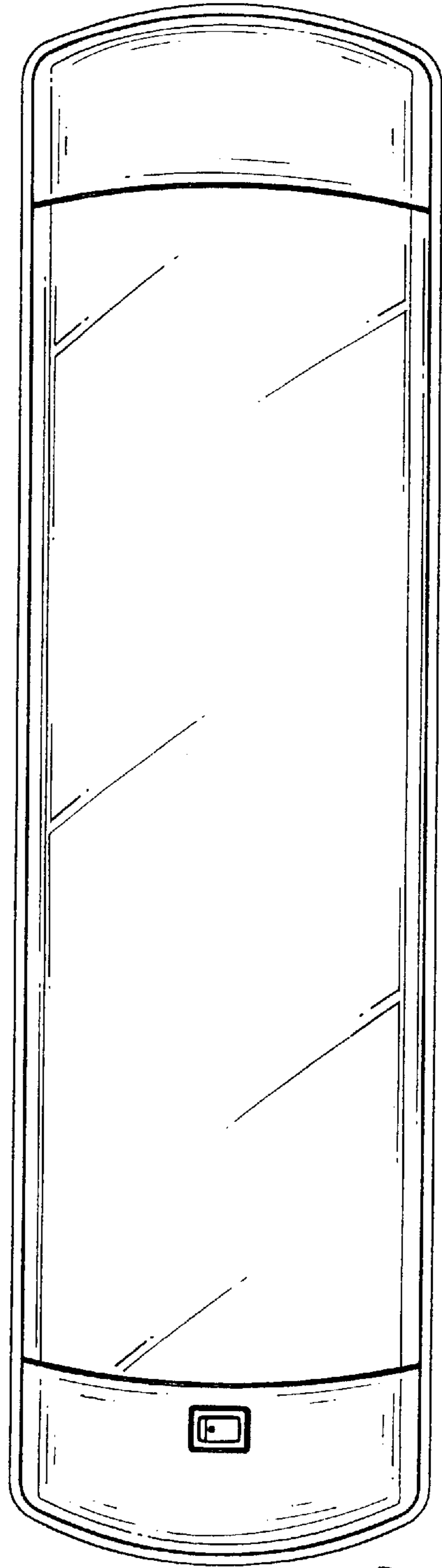


FIG. 7