



US00D457970S

(12) **United States Design Patent**
Stepanchick

(10) **Patent No.:** **US D457,970 S**

(45) **Date of Patent:** **** May 28, 2002**

- (54) **PATIO PAVING BLOCK**
- (75) Inventor: **Ronald N. Stepanchick**, Lititz, PA (US)
- (73) Assignee: **Amerimax Home Products, Inc.**, Lancaster, PA (US)
- (**) Term: **14 Years**
- (21) Appl. No.: **29/141,675**
- (22) Filed: **May 11, 2001**
- (51) **LOC (7) Cl.** **25-01**
- (52) **U.S. Cl.** **D25/113**
- (58) **Field of Search** D25/102, 112-118, D25/199; D21/484-486, 499-502; 52/102, 576-582.2, 596, 598-599, 603-609; 404/17-21, 29-30, 32-35, 37-42

- D283,551 S * 4/1986 Repasky D25/113
- D341,218 S * 11/1993 Easy D25/151
- D434,509 S * 11/2000 Oliver et al. D25/199
- 6,171,015 B1 * 1/2001 Barth et al. 404/34
- D442,290 S * 5/2001 Aurelius D25/113
- D445,920 S * 7/2001 Payne D25/113

* cited by examiner

Primary Examiner—Ian Simmons

Assistant Examiner—Robert A. Delehanty

(74) *Attorney, Agent, or Firm*—Miller Law Group, PLLC

(57) **CLAIM**

The ornamental design for a patio paving block, as shown and described.

DESCRIPTION

FIG. 1 is a top plan view of a patio paving block showing my new design;
 FIG. 2 is an elevational view thereof;
 FIG. 3 is a bottom plan view thereof, showing the honey-comb pattern of support ribs; and
 FIG. 4 is a cross-sectional view of the patio paving block taken along lines 4—4 of FIG. 3.

1 Claim, 2 Drawing Sheets

- (56) **References Cited**
- U.S. PATENT DOCUMENTS
- 2,170,165 A * 8/1939 Strong 52/405.1
- 2,670,307 A * 2/1954 Moore et al. 40/34 X
- 3,675,954 A * 7/1972 Konig 52/582.1 X




Fig. 1


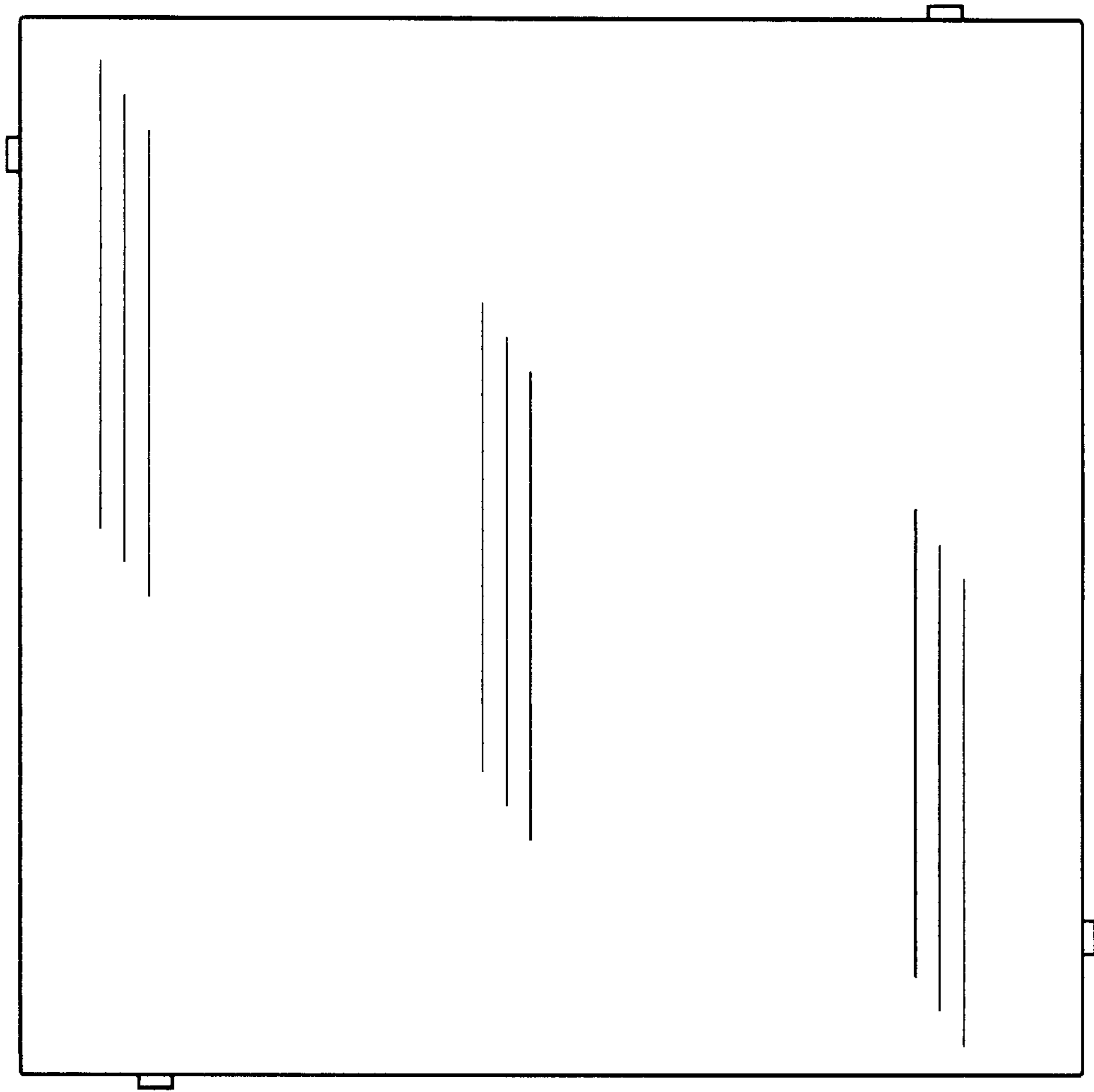


Fig. 2

Fig. 3

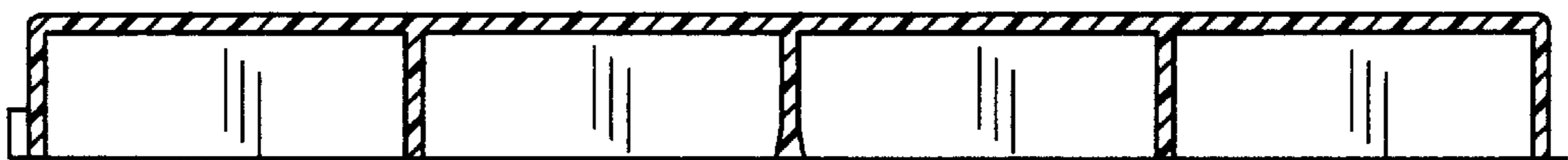
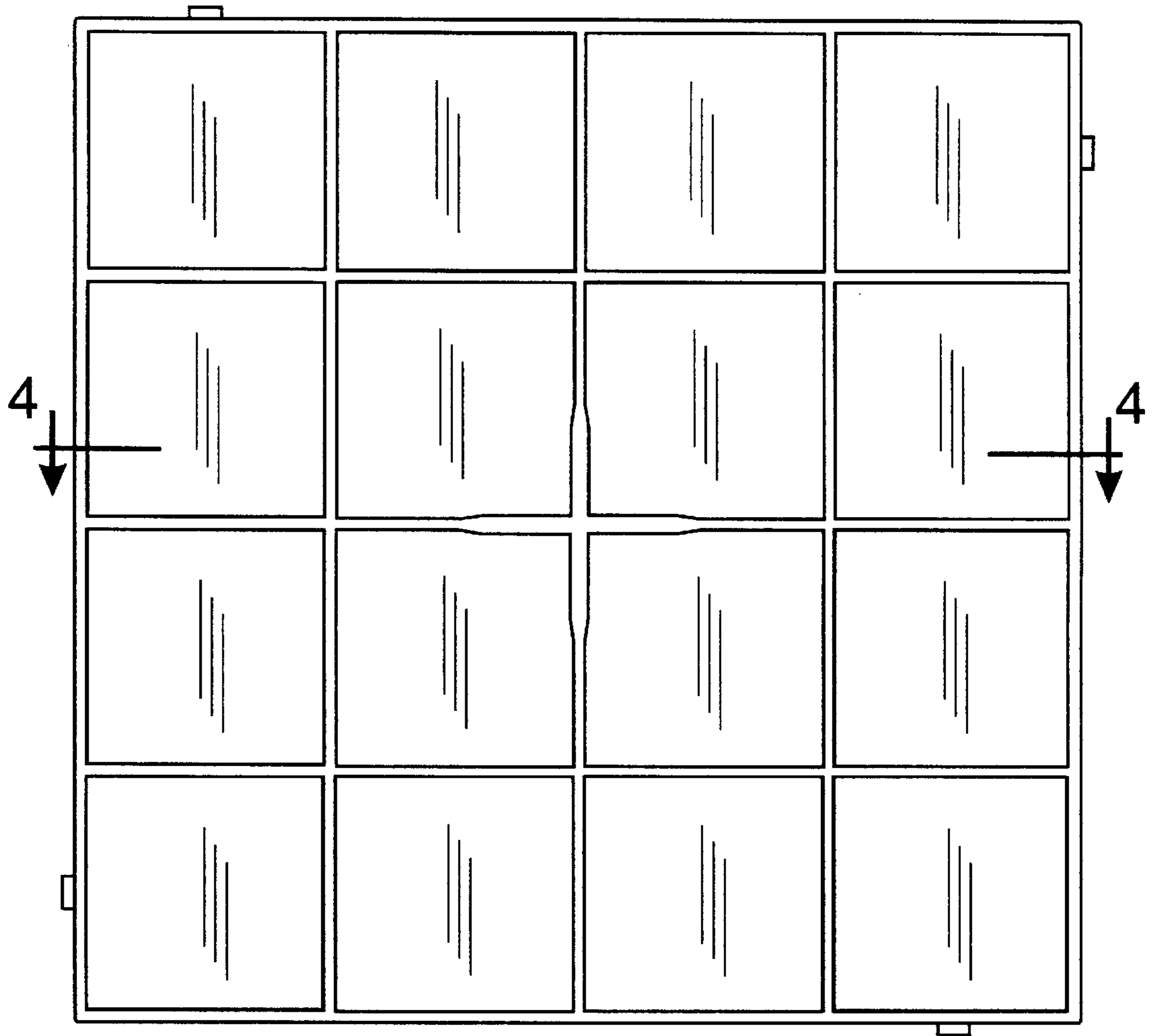


Fig. 4