



US00D457942S

(12) **United States Design Patent**  
**Bouras**

(10) **Patent No.:** **US D457,942 S**

(45) **Date of Patent:** **\*\* May 28, 2002**

(54) **SPRINKLER HEAD PROTECTOR**

(76) Inventor: **Gus Bouras**, 9732 Nagle Ave., Arleta,  
CA (US) 91331

(\*\*) Term: **14 Years**

(21) Appl. No.: **29/146,985**

(22) Filed: **Aug. 20, 2001**

(51) **LOC (7) Cl.** ..... **23-01**

(52) **U.S. Cl.** ..... **D23/249**

(58) **Field of Search** ..... D23/249, 240,  
D23/210, 213-214, 227; 239/288.5, 288,  
276

(56) **References Cited**

**U.S. PATENT DOCUMENTS**

D224,486 S	*	8/1972	Miller	.....	D23/249
4,146,181 A	*	3/1979	Boos	.....	239/276
D281,064 S	*	10/1985	Scheid	.....	D13/107
5,037,030 A	*	8/1991	Apodaca	.....	239/288
D333,507 S	*	2/1993	Colo'n	.....	D23/213
5,211,338 A	*	5/1993	Leite et al.	.....	239/276

D347,259 S	*	5/1994	Fewell et al.	.....	D23/214
5,918,814 A	*	7/1999	Hough	.....	239/288
5,931,385 A	*	8/1999	Miller	.....	239/288
6,186,416 B1	*	2/2001	Jones	.....	239/288.5
6,209,803 B1	*	4/2001	Coloan	.....	239/288.5

\* cited by examiner

*Primary Examiner*—Nelson C. Holtje

(74) *Attorney, Agent, or Firm*—Goldstein Law Offices, P.C.

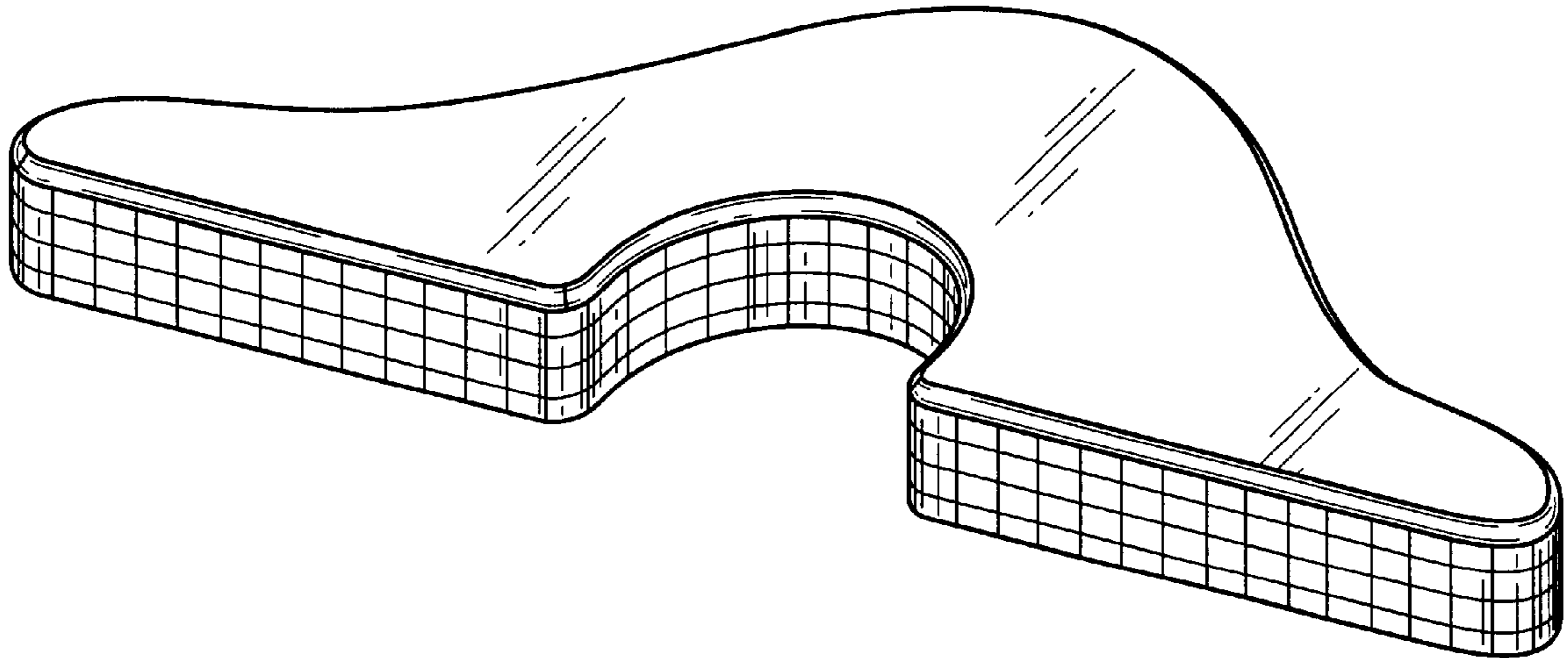
(57) **CLAIM**

The ornamental design for a sprinkler head protector, as shown and described.

**DESCRIPTION**

FIG. 1 is a perspective view of a sprinkler head protector.  
 FIG. 2 is a top plan view thereof.  
 FIG. 3 is a bottom plan view thereof.  
 FIG. 4 is a front elevational view thereof.  
 FIG. 5 is a rear elevational view thereof; and,  
 FIG. 6 is a left side elevational view thereof, the right side  
 elevational view being a mirror image of the left side view.

**1 Claim, 2 Drawing Sheets**



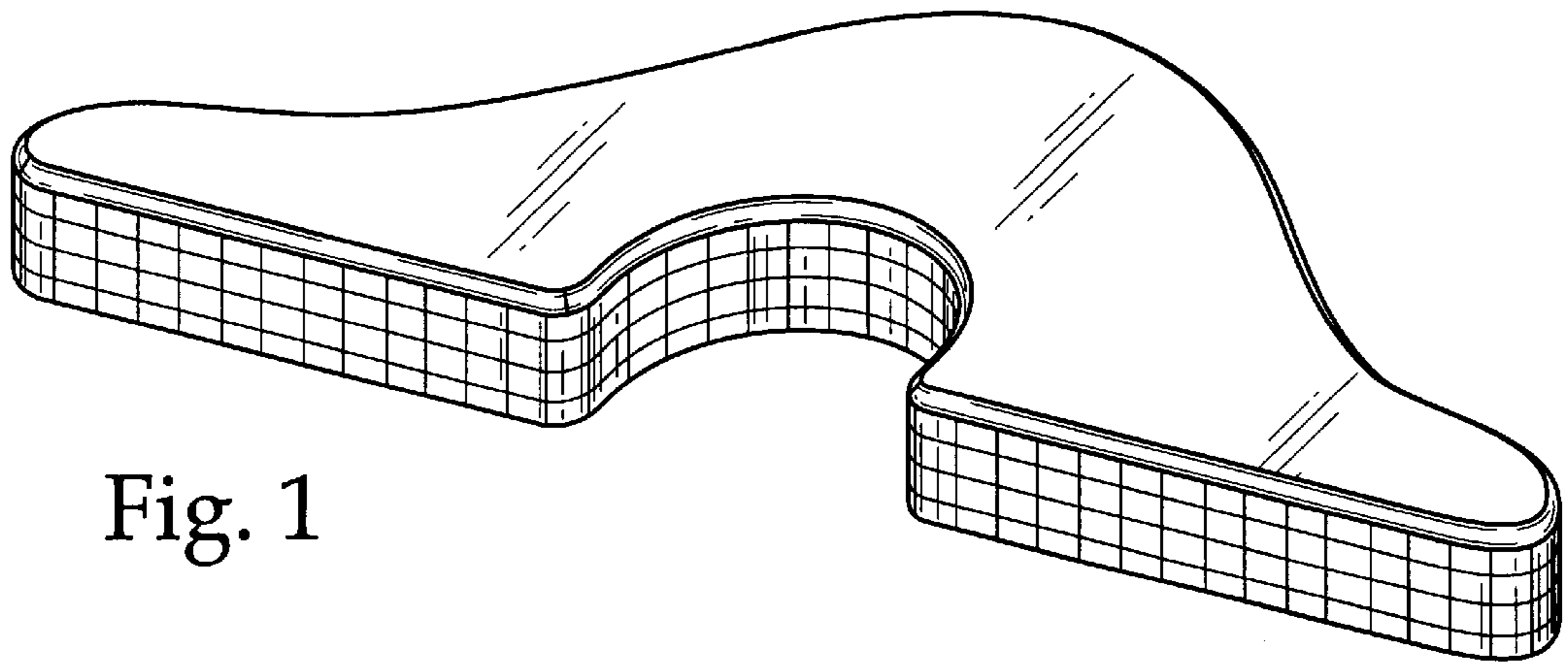


Fig. 1

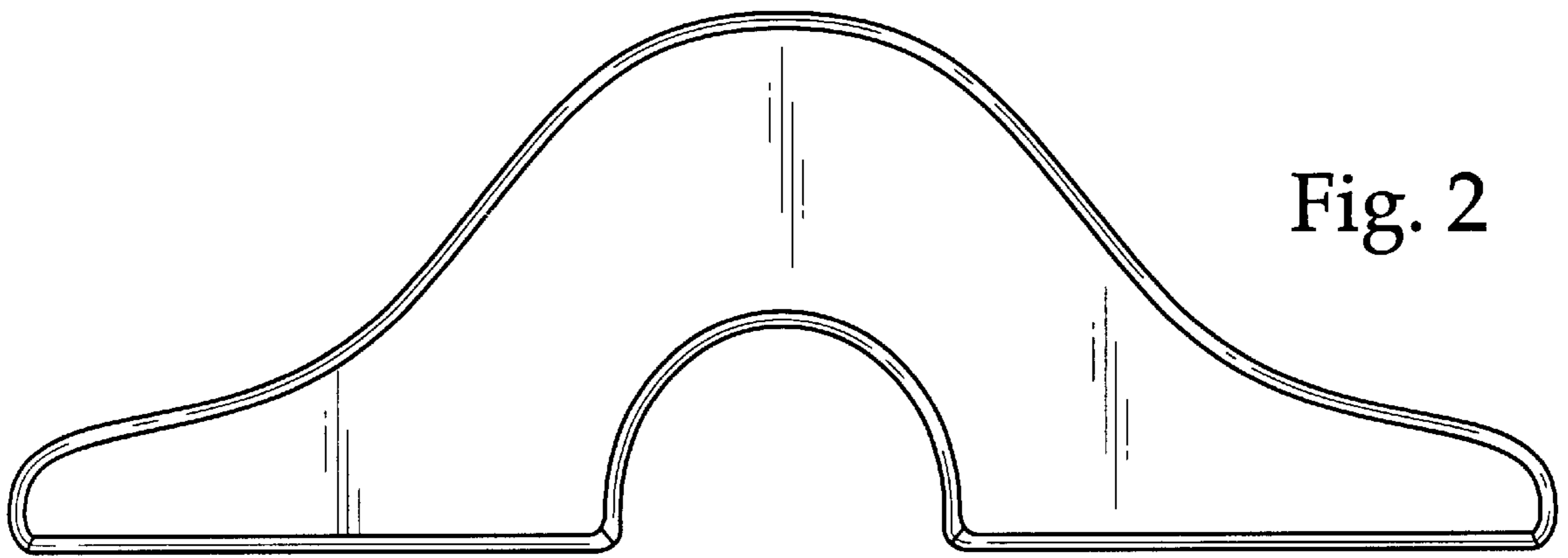


Fig. 2

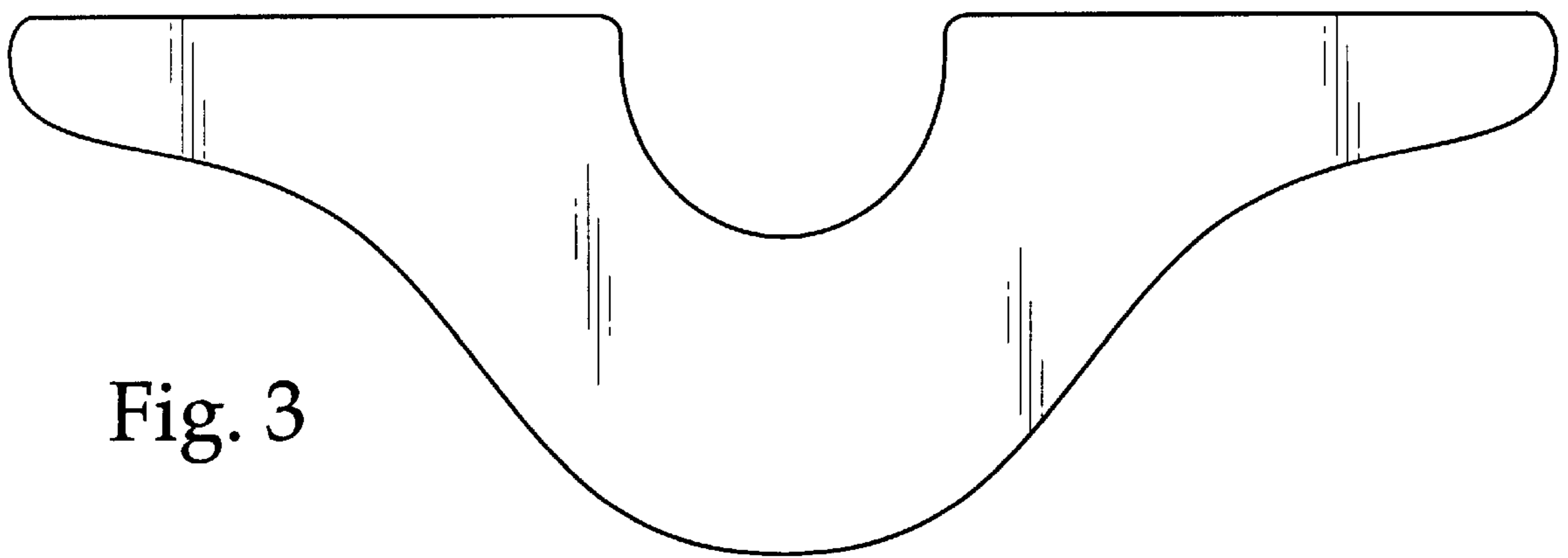


Fig. 3




Fig. 4

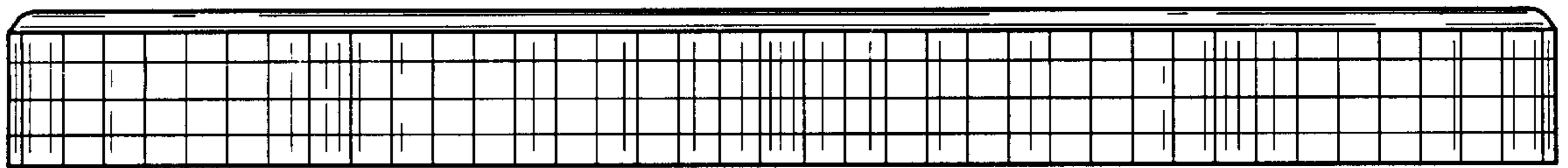


Fig. 5

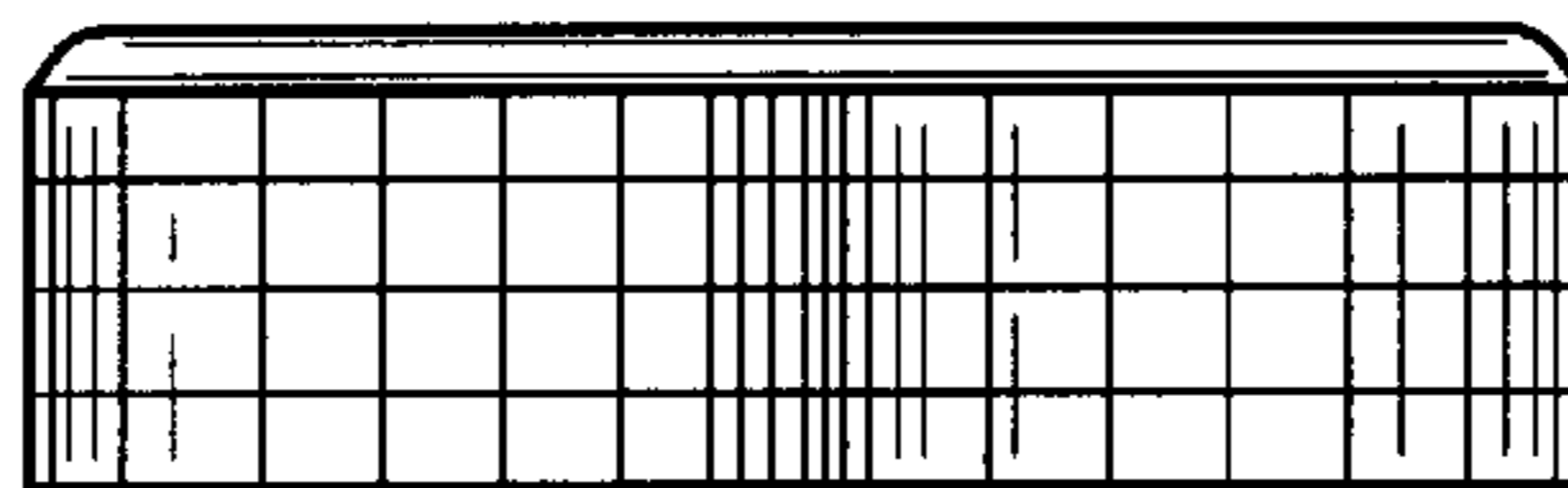


Fig. 6