



US00D457929S

(12) **United States Design Patent**
Ciesar et al.

(10) **Patent No.:** **US D457,929 S**

(45) **Date of Patent:** **** May 28, 2002**

(54) **BATTING SWING TRAINER WITH
MOVABLE SLIDE**

D426,461 S * 7/2000 Koszalinski D21/791
D432,613 S * 10/2000 Lewallen, Jr. D21/791

(75) Inventors: **John G. Ciesar**, Justice; **James W. Kendall**, Mt. Prospect; **Christopher B. Houghton**, Chicago, all of IL (US)

* cited by examiner

Primary Examiner—Mitchell Siegel

(74) *Attorney, Agent, or Firm*—Michael Best & Friedrich LLC; Charles A. Laff

(73) Assignee: **Baseball Marketing Ideas, L.L.C.**, Justice, IL (US)

(57) **CLAIM**

(**) Term: **14 Years**

The ornamental design for a batting swing trainer with movable slide, as shown and described.

(21) Appl. No.: **29/143,547**

DESCRIPTION

(22) Filed: **Jun. 15, 2001**

(51) **LOC (7) Cl.** **21-02**

(52) **U.S. Cl.** **D21/725**

(58) **Field of Search** D21/725, 722,
D21/791; 473/564–568, 457

FIG. 1 is a perspective view of the trainer showing the new design with movable slide in a lower position;

FIG. 2 is a front elevation view of the trainer of FIG. 1, wherein the back, left and right side views of the trainer are identical to the front;

FIG. 3 is a top view of the trainer of FIG. 1;

FIG. 4 is a bottom view of the trainer of FIG. 1; and,

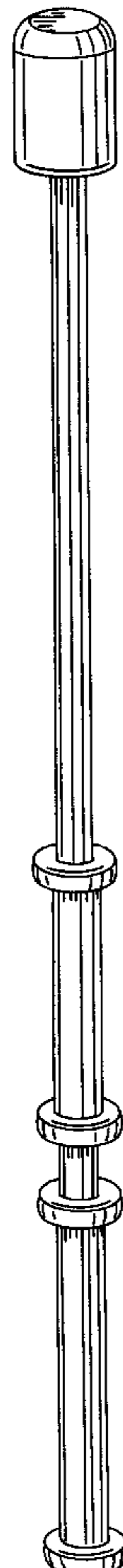
FIG. 5 is a perspective view of the trainer of FIG. 1 in which the movable slide is in an upper position.

(56) **References Cited**

U.S. PATENT DOCUMENTS

5,360,209 A * 11/1994 Mollica 473/457
D404,097 S * 1/1999 Tyner D21/725

1 Claim, 1 Drawing Sheet



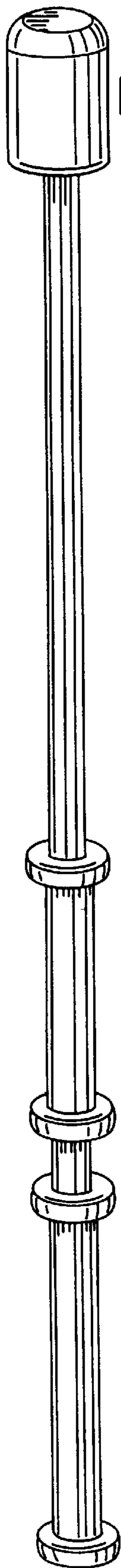


FIG. 1

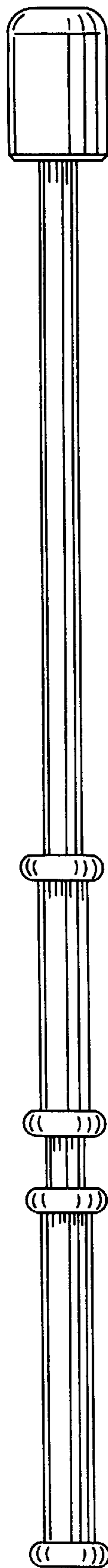


FIG. 2

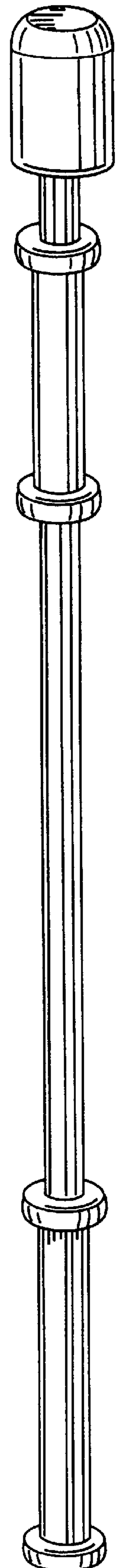


FIG. 5



FIG. 3

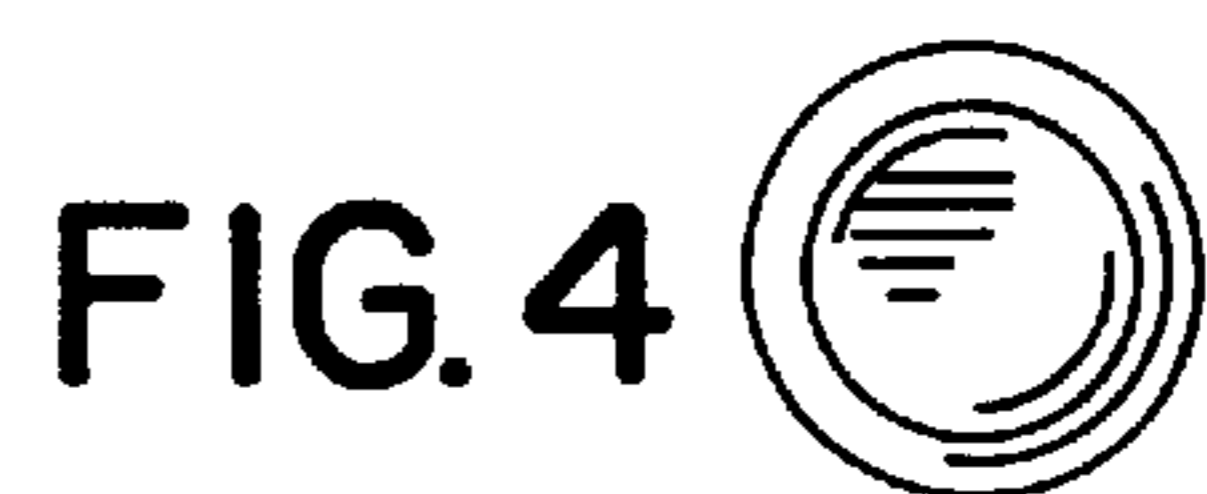


FIG. 4