



US00D457917S

(12) **United States Design Patent**
Traut et al.

(10) **Patent No.:** **US D457,917 S**

(45) **Date of Patent:** **** May 28, 2002**

(54) **RETRACTABLE PEN**

(75) Inventors: **Conrad Stanley Traut**, Orange;
Charles Richard Lewis, Jr., Palo Alto;
John Smith, San Francisco, all of CA
(US)

(73) Assignee: **Avery Dennison Corporation**,
Pasadena, CA (US)

(**) Term: **14 Years**

(21) Appl. No.: **29/145,571**

(22) Filed: **Jul. 25, 2001**

(51) **LOC (7) Cl.** **19-06**

(52) **U.S. Cl.** **D19/51; D19/55; D19/56**

(58) **Field of Search** D19/35, 36, 41-51,
D19/53-58, 81-85; 401/99, 6, 7, 100, 101-103,
104-106, 107-114, 115, 116, 117, 209

(56) **References Cited**

U.S. PATENT DOCUMENTS

D377,051 S * 12/1996 Takemura D19/51
D397,150 S * 8/1998 Izushima D19/51

D436,996 S * 1/2001 Izushima D19/47
D441,018 S * 4/2001 Droege D19/51
D444,500 S * 7/2001 Izushima D19/51
D448,047 S * 9/2001 Lewis, Jr. D19/47

* cited by examiner

Primary Examiner—Martie K. Holtje

(74) *Attorney, Agent, or Firm*—Oppenheimer, Wolff &
Donnelly, LLP

(57) **CLAIM**

The ornamental design for an retractable pen, as shown and
described.

DESCRIPTION

FIG. 1 is a right side elevational view of our design;
FIG. 2 is a front elevational view of our design;
FIG. 3 is a rear elevational view of our design;
FIG. 4 is a bottom view of our design; and,
FIG. 5 is a top view of our design.

The writing tip depicted by means of broken lines in FIGS.
1 through 4 has been shown for illustrative purposes only
and forms no part of the claimed design.

1 Claim, 1 Drawing Sheet

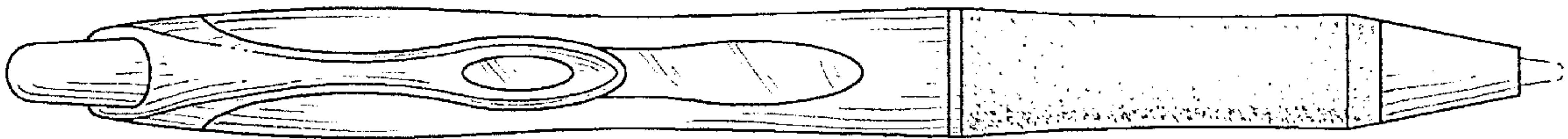


FIG. 4

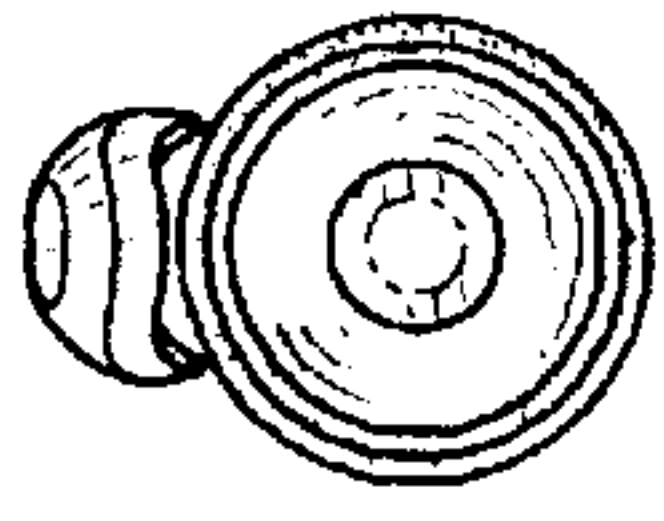


FIG. 1




FIG. 5

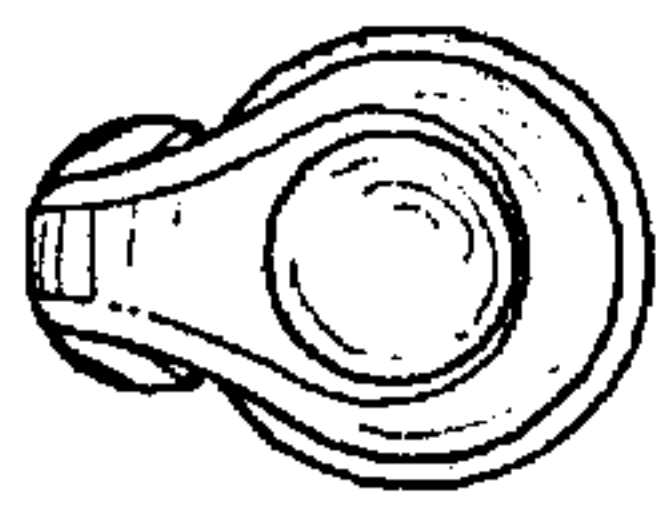


FIG. 2

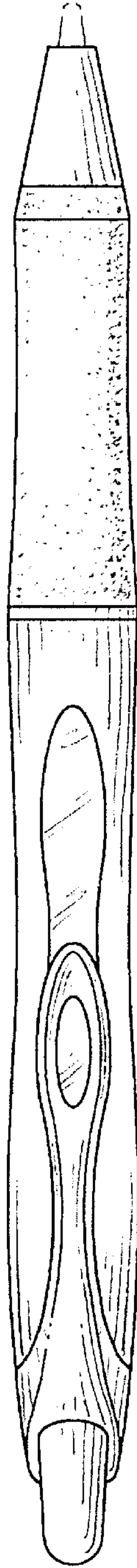


FIG. 3

