



US00D457916S

(12) **United States Design Patent**
Reichmann

(10) **Patent No.:** **US D457,916 S**

(45) **Date of Patent:** **** May 28, 2002**

(54) **3-SIDED PEN**

(75) **Inventor:** **Andre Reichmann**, Port Washington,
NY (US)

(73) **Assignee:** **Dri Mark Products Inc.**, Port
Washington, NY (US)

(**) **Term:** **14 Years**

(21) **Appl. No.:** **29/149,620**

(22) **Filed:** **Oct. 11, 2001**

Related U.S. Application Data

(62) Division of application No. 29/134,826, filed on Dec. 29,
2000, now Pat. No. Des. 451,137.

(51) **LOC (7) Cl.** **19-06**

(52) **U.S. Cl.** **D19/36; D19/49; D19/43**

(58) **Field of Search** D19/35, 36, 41-51,
D19/53-58, 81-85; 401/16, 17, 20, 29,
34, 35, 170, 202, 213, 262, 209

(56) **References Cited**

U.S. PATENT DOCUMENTS

2,805,646 A * 9/1957 Shlesinger 401/170
D198,419 S * 6/1964 Hankins D19/49

D223,688 S * 5/1972 Schnur et al. D19/49
D306,316 S * 2/1990 Shintani D19/36
D363,947 S * 11/1995 Kimura D19/36
D369,384 S * 4/1996 Yasoshima D19/36
D370,088 S * 5/1996 Burns D28/86
D414,201 S * 9/1999 Larson et al. D19/36
D443,642 S * 6/2001 Tsuchikura D19/36

* cited by examiner

Primary Examiner—Martie K. Holtje

(74) *Attorney, Agent, or Firm*—Ostrolenk, Faber, Gerb &
Soffen, LLP

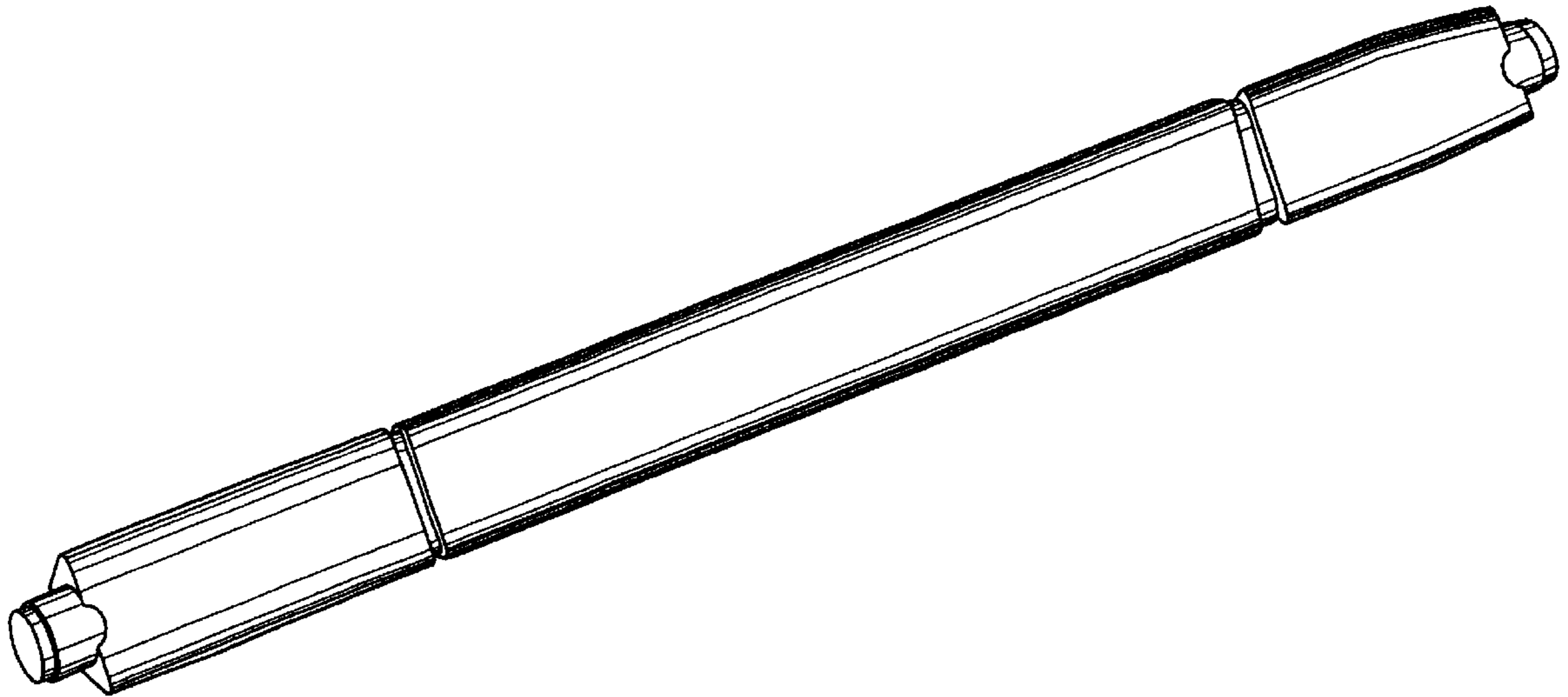
(57) **CLAIM**

The ornamental design for a 3-sided pen, as shown and
described.

DESCRIPTION

FIG. 1 is a perspective view of a 3-sided pen showing my
new design;
FIG. 2 is a front elevational view thereof;
FIG. 3 is a rear elevational view thereof;
FIG. 4 is a side elevational view thereof;
FIG. 5 is a side elevational view of the side opposite that
shown in FIG. 4;
FIG. 6 is a top end view thereof; and,
FIG. 7 is a bottom end view thereof.

1 Claim, 4 Drawing Sheets



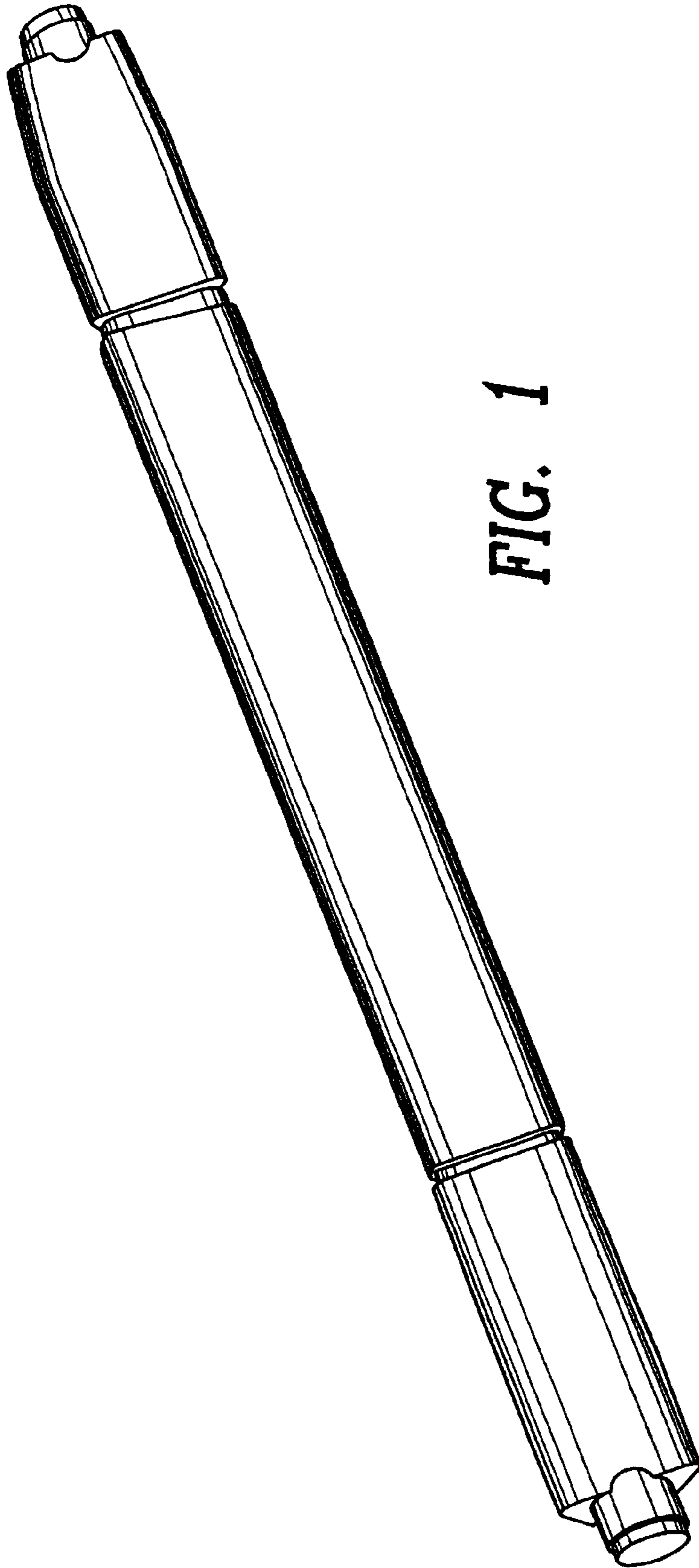


FIG. 1




FIG. 2



FIG. 3




FIG. 4




FIG. 5




FIG. 6




FIG. 7