



US00D457914S

(12) **United States Design Patent**  
**Royes**

(10) **Patent No.:** **US D457,914 S**

(45) **Date of Patent:** **\*\* May 28, 2002**

(54) **FLIP BOOK**

D437,883 S \* 2/2001 Mathieson ..... D19/28

(75) Inventor: **Mark Royes**, North Vancouver (CA)

\* cited by examiner

(73) Assignee: **Kram Seyor Designs Ltd.**, North Vancouver (CA)

*Primary Examiner*—Paula A. Mortimer

(74) *Attorney, Agent, or Firm*—Dellett and Walters

(\*\*) Term: **14 Years**

(57) **CLAIM**

The ornamental design for a flip book, as shown and described.

(21) Appl. No.: **29/151,248**

(22) Filed: **Oct. 22, 2001**

**DESCRIPTION**

(51) **LOC (7) Cl.** ..... **19-04**

FIG. 1 is a front perspective view of a flip book showing the design;

(52) **U.S. Cl.** ..... **D19/26**

FIG. 2 is a left side view of the flip book shown in FIG. 1;

(58) **Field of Search** ..... D19/1, 26, 28;  
434/317, 414; 281/19.1, 34, 39; 40/493;  
229/92.8; 84/95.2; 206/449, 813; 359/802;  
283/50

the right side view would be a mirror image of this view;

FIG. 3 is a bottom end view thereof;

FIG. 4 is a top end view thereof;

FIG. 5 is plan view of the top thereof;

FIG. 6 is plan view of the bottom thereof;

FIG. 7 is a view of the flip book shown in FIG. 1 in a fully open position; and,

FIG. 8 is a view of the flip book shown in FIG. 1 in a partially open position.

(56) **References Cited**

**U.S. PATENT DOCUMENTS**

144,950	A	*	11/1873	Brown	.....	434/414
483,715	A	*	10/1892	Fisher	.....	283/50
1,396,693	A	*	11/1921	Rugh	.....	229/92.8
4,150,844	A	*	4/1979	Yoshizawa	.....	281/19.1
4,842,919	A	*	6/1989	David et al.	.....	206/449
D303,989	S	*	10/1989	Körner	.....	D19/26
5,642,234	A	*	6/1997	Altman et al.	.....	359/802

The broken line showing of the circular images, the word "TEXT" and the dashed lines in FIGS. 7 and 8 is for illustrative purposes only and forms no part of the claimed design.

**1 Claim, 3 Drawing Sheets**

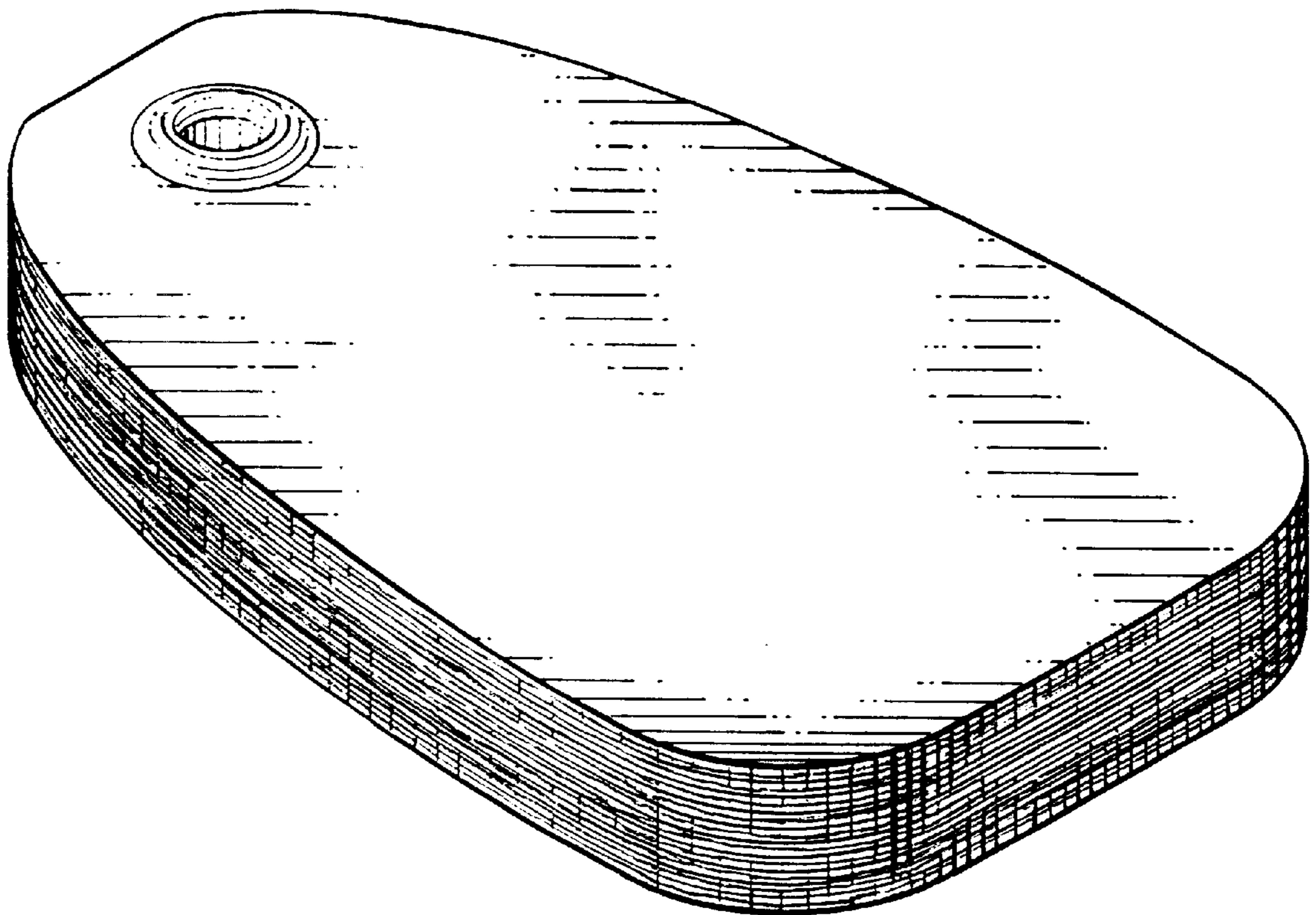


FIG. 1


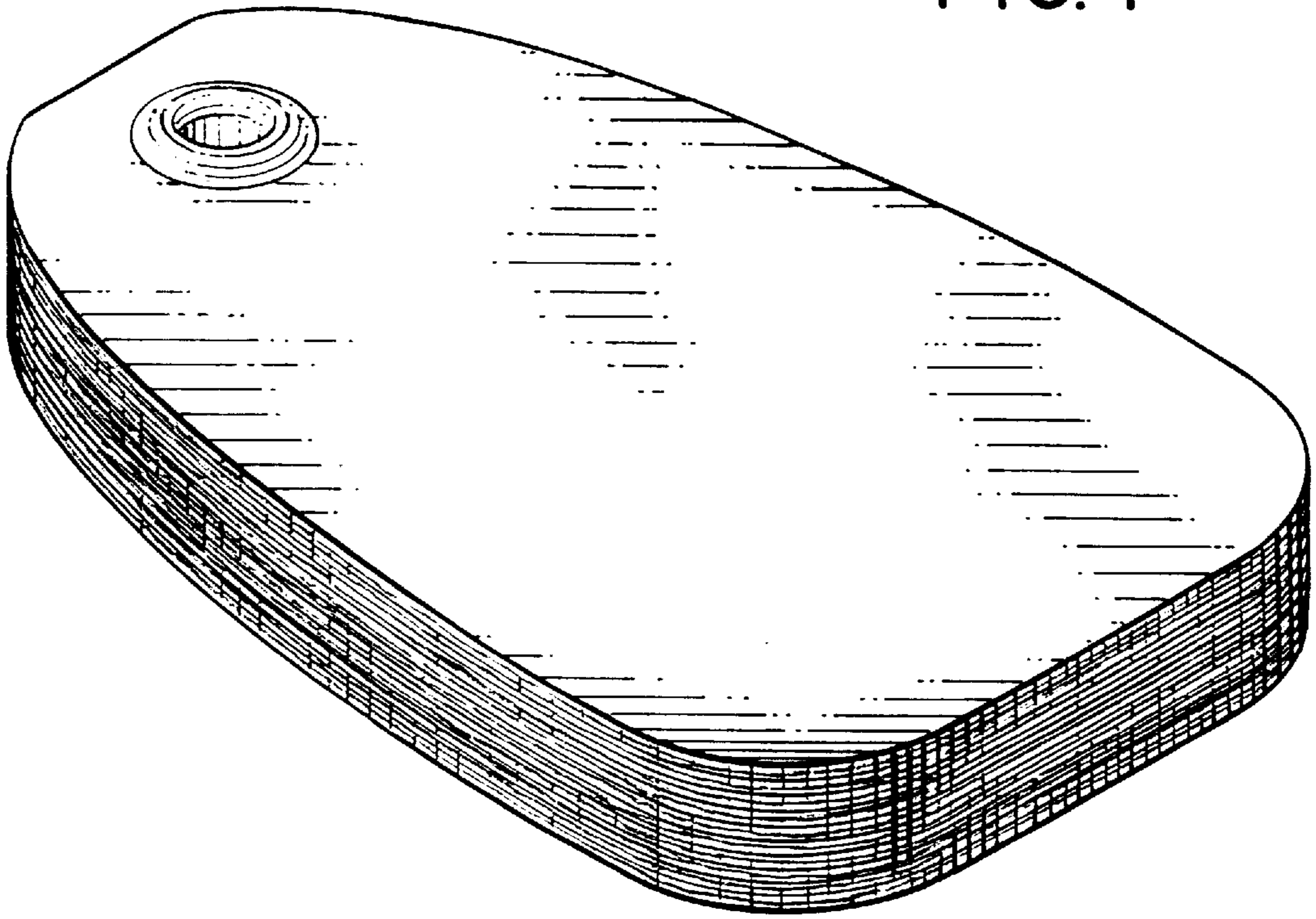


FIG. 2




FIG. 3




FIG. 4

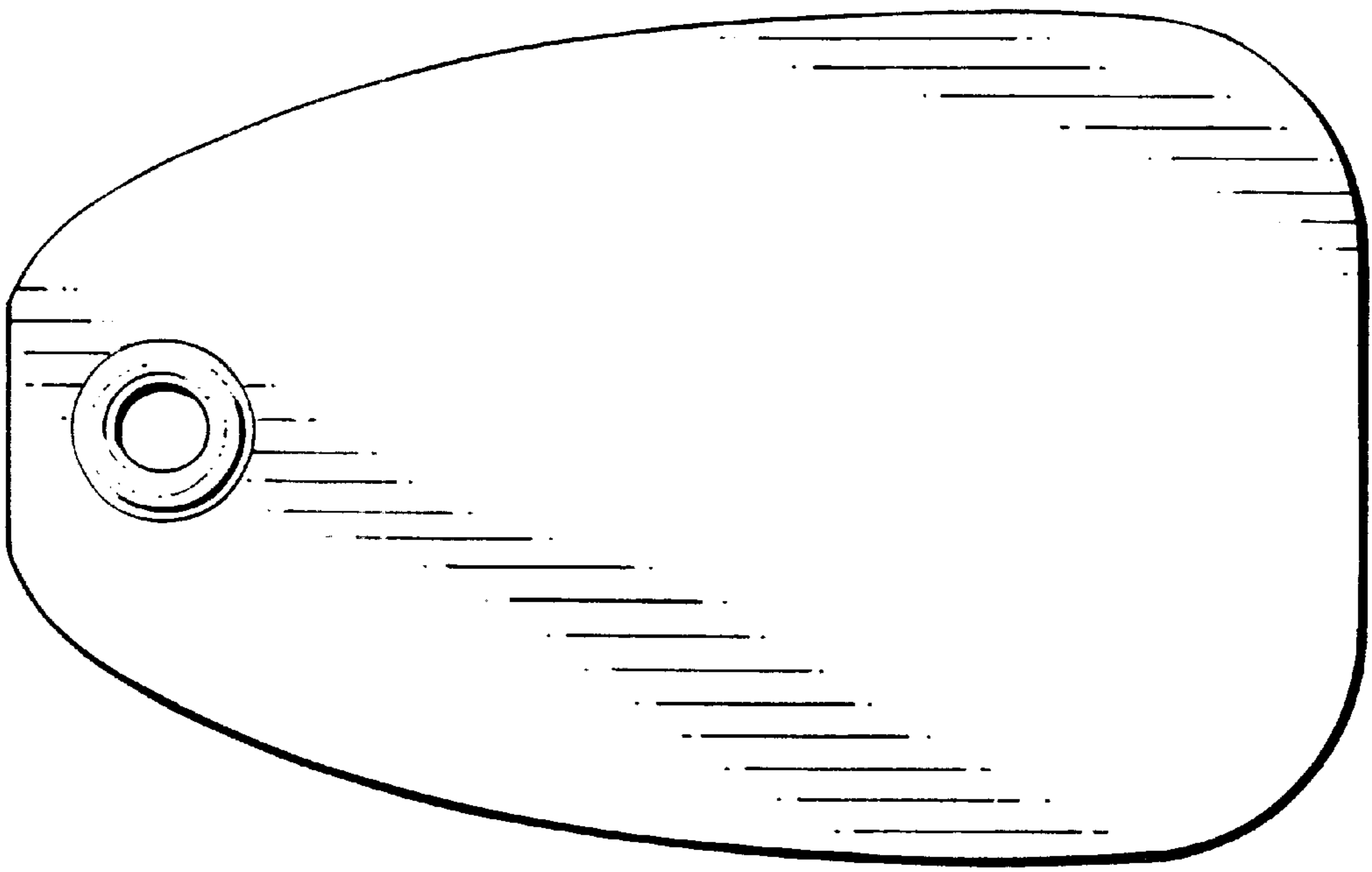


FIG. 5

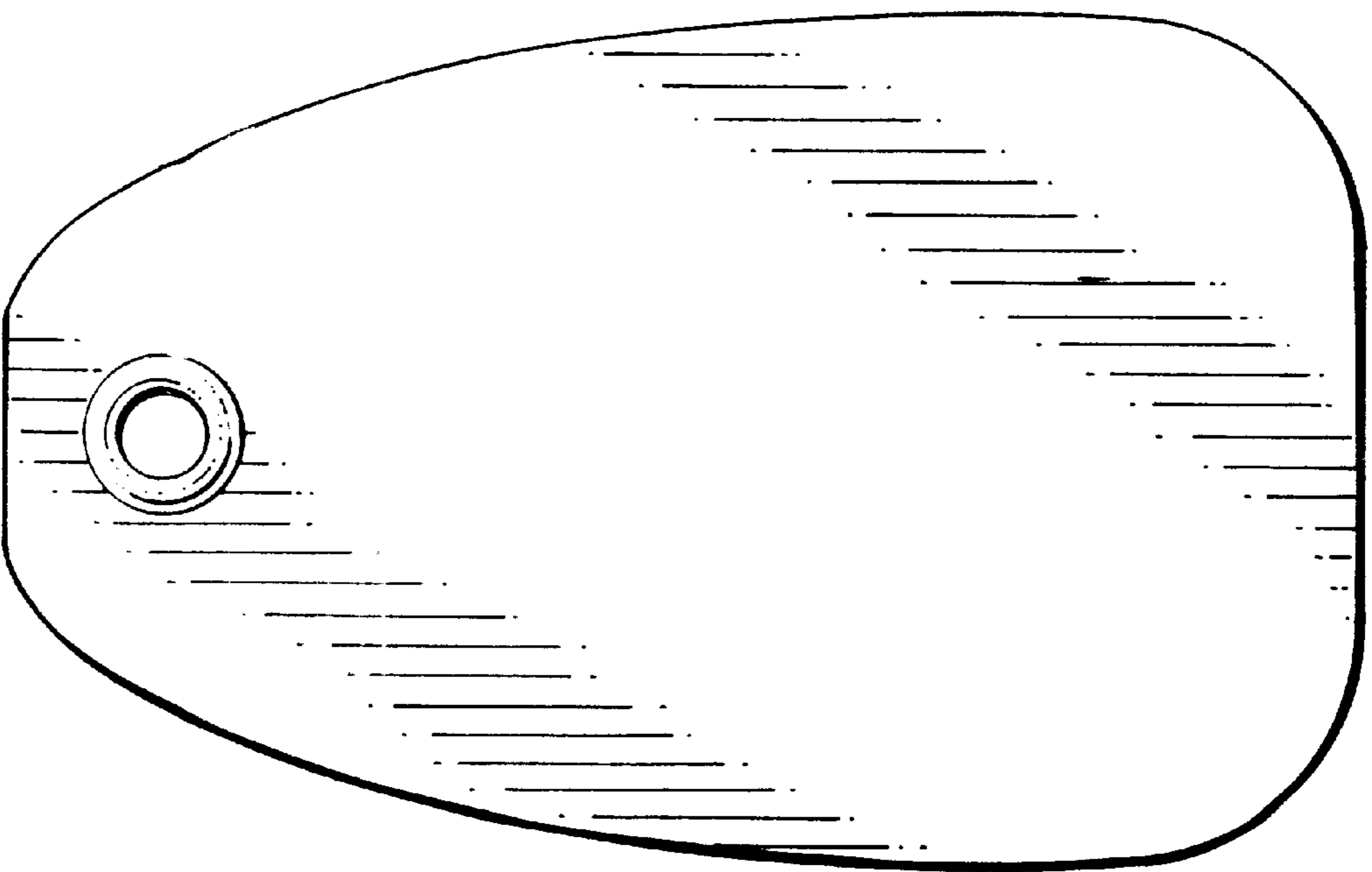


FIG. 6

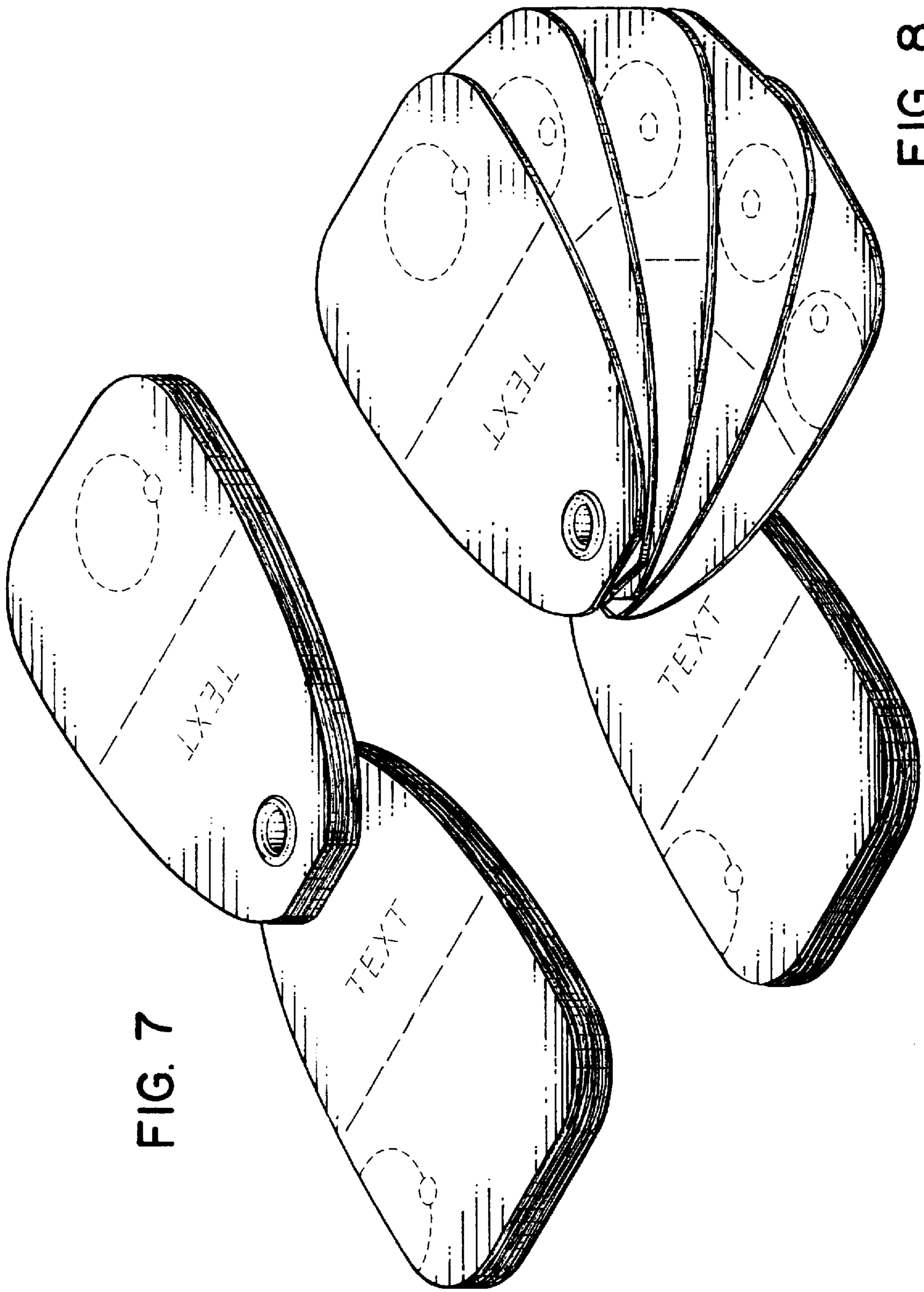


FIG. 7

FIG. 8