



US00D457911S

(12) **United States Design Patent**
Driskill, Jr.

(10) **Patent No.:** **US D457,911 S**

(45) **Date of Patent:** **** May 28, 2002**

(54) **GUITAR BODY**

(76) Inventor: **Joe W. Driskill, Jr.**, 3900 Floyd Dr.,
Fort Worth, TX (US) 76116

(**) Term: **14 Years**

(21) Appl. No.: **29/129,940**

(22) Filed: **Sep. 25, 2000**

Related U.S. Application Data

(63) Continuation-in-part of application No. 29/095,220, filed on
Oct. 19, 1998, now abandoned.

(51) **LOC (7) Cl.** **17-03**

(52) **U.S. Cl.** **D17/20**

(58) **Field of Search** D17/14, 18, 19,
D17/20; 84/267, 291, 293, 453

(56) **References Cited**

U.S. PATENT DOCUMENTS

3,251,258	A	*	5/1966	Parker	84/453
D276,918	S	*	12/1984	Peavey	D17/20
D335,890	S	*	5/1993	Riboloff et al.	D17/20
D362,265	S	*	9/1995	DeCola	D17/20

D372,491	S	*	8/1996	DeCola	D17/20
D392,310	S	*	3/1998	McGuire	D17/20

OTHER PUBLICATIONS

Music Trades, Oct. 1987 p. 92 (Meisel's SB-301).*

* cited by examiner

Primary Examiner—Adir Aronovich

(74) *Attorney, Agent, or Firm*—Melvin A. Hunn

(57) **CLAIM**

The ornamental design for a guitar body, as shown and described.

DESCRIPTION

FIG. 1 is a front view of the present invention.

FIG. 2 is a left side view of the present invention.

FIG. 3 is a rear view of the present invention.

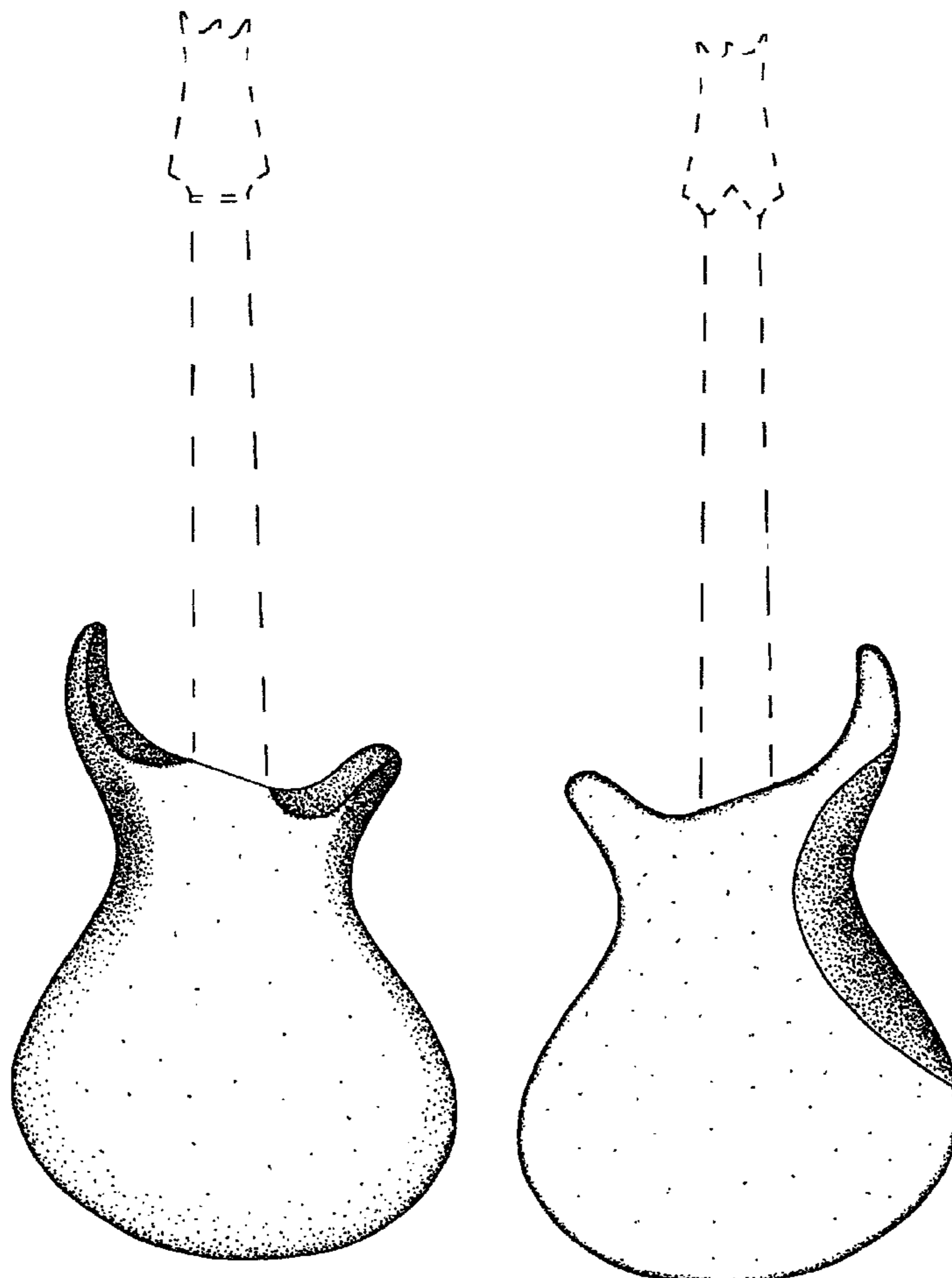
FIG. 4 is a right side view of the present invention.

FIG. 5 is a bottom view of the present invention; and,

FIG. 6 is a top view of the present invention.

The broken line structure shown in FIGS. 1-6 is for illustrative purposes only and forms no part of the claimed design.

1 Claim, 3 Drawing Sheets



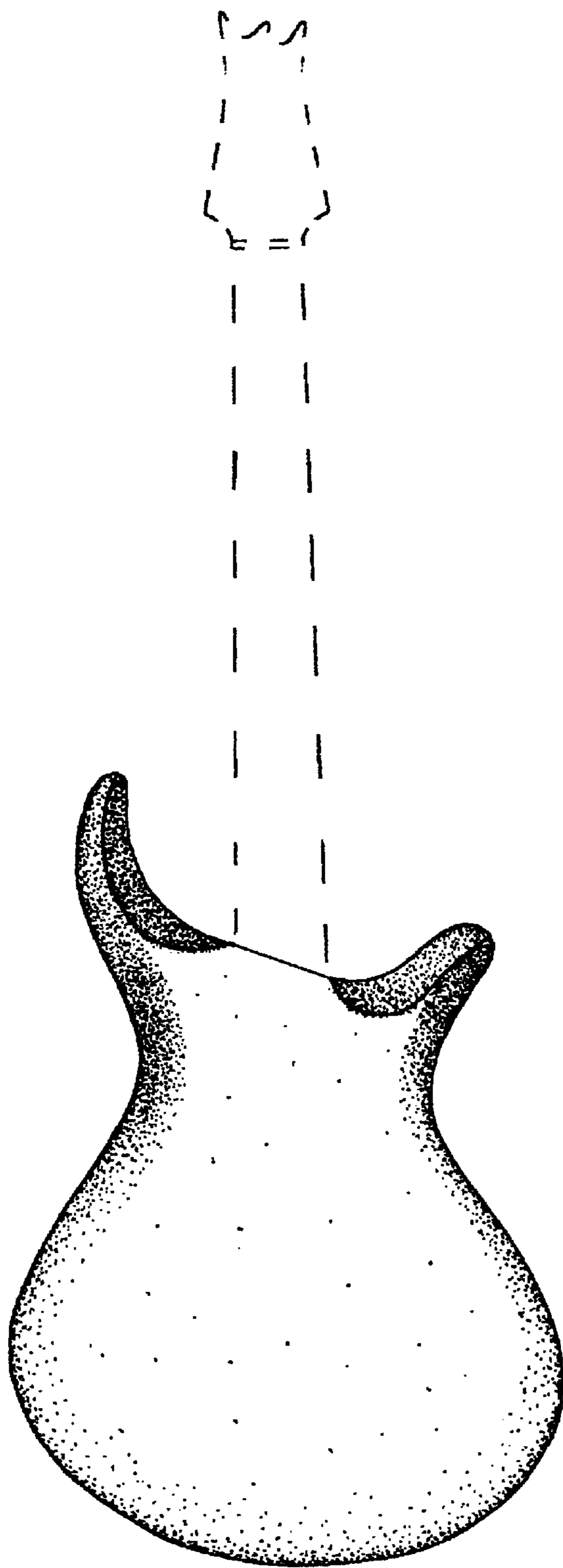


Fig. 1

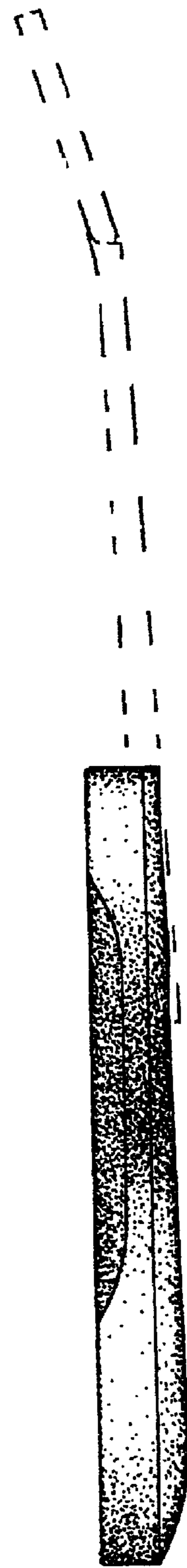


Fig. 2

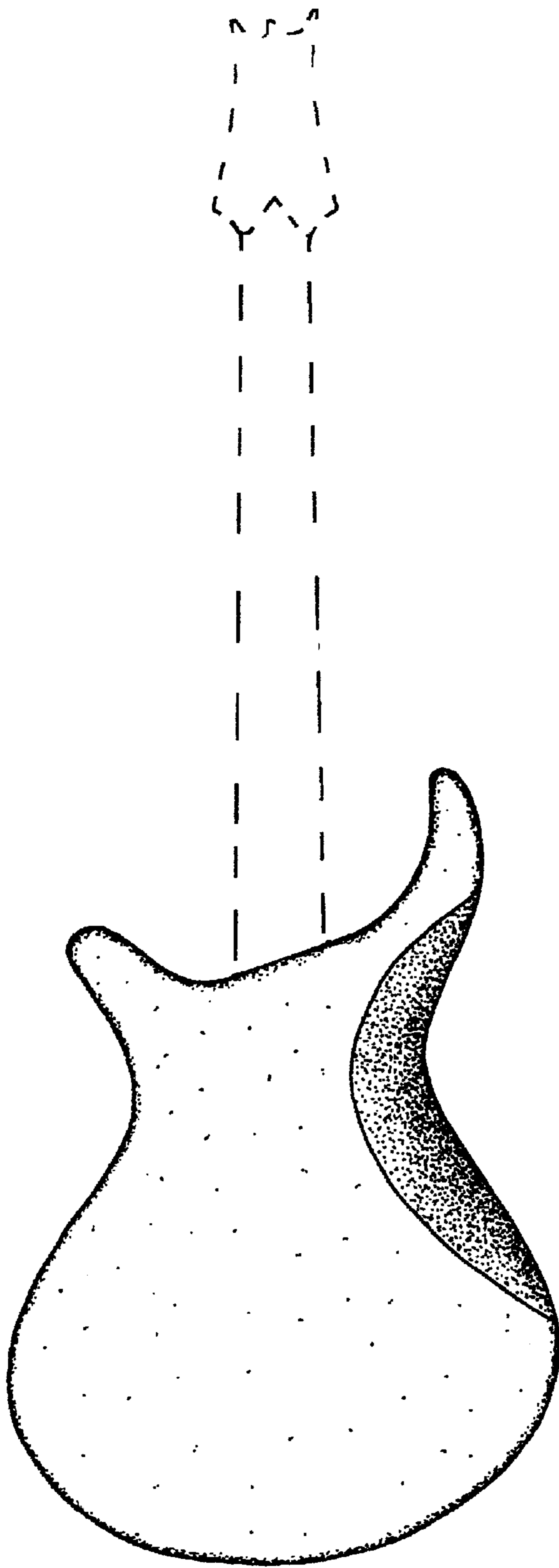


Fig. 3




Fig. 4

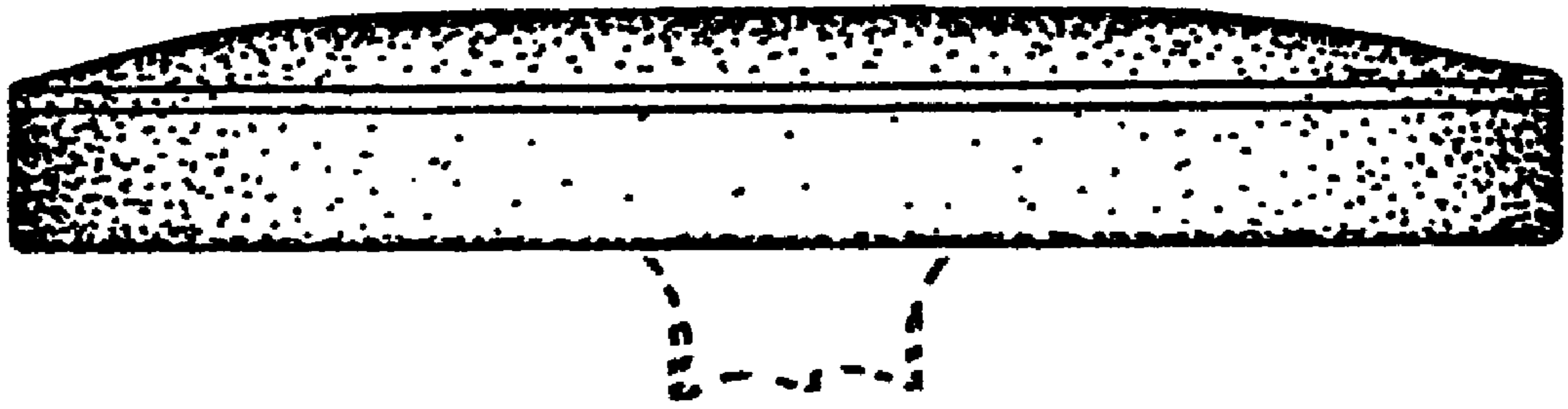


Fig. 5



Fig. 6