



US00D457907S

(12) **United States Design Patent**
Kondo

(10) **Patent No.:** **US D457,907 S**

(45) **Date of Patent:** **** May 28, 2002**

(54) **CAMERA**

(75) **Inventor:** **Shozo Kondo, Tokyo (JP)**

(73) **Assignee:** **Fuji Photo Film Co., Ltd., Kanagawa (JP)**

(**) **Term:** **14 Years**

(21) **Appl. No.:** **29/146,253**

(22) **Filed:** **Aug. 8, 2001**

(30) **Foreign Application Priority Data**

Feb. 8, 2001 (JP) 2001-002829

(51) **LOC (7) Cl.** **16-01**

(52) **U.S. Cl.** **D16/209; D16/218**

(58) **Field of Search** **D16/200-205, D16/208, 209, 217, 218; 396/6, 7, 535-541**

(56) **References Cited**

U.S. PATENT DOCUMENTS

- D342,541 S * 12/1993 McBride et al. D16/209
- 5,634,164 A * 5/1997 Isozaki 396/535
- D416,931 S 11/1999 Funato et al. D16/209

- D425,096 S 5/2000 Kondo D16/218
- D428,904 S * 8/2000 Oshima D16/209
- D433,433 S * 11/2000 Kondo D16/209
- D436,610 S * 1/2001 Kondo D16/209
- D438,554 S 3/2001 Katayama D16/209

* cited by examiner

Primary Examiner—Adir Aronovich

(74) *Attorney, Agent, or Firm*—Young & Thompson

(57) **CLAIM**

The ornamental design for a camera, as shown.

DESCRIPTION

FIG. 1 is a top, front and side perspective view of a camera showing my new design;
 FIG. 2 is a front elevational view thereof;
 FIG. 3 is a rear elevational view thereof;
 FIG. 4 is a top plan view thereof;
 FIG. 5 is a bottom plan view thereof;
 FIG. 6 is a side elevational view thereof from the left of FIG. 2; and,
 FIG. 7 is a side elevational view thereof from the right of FIG. 2.

1 Claim, 3 Drawing Sheets




Fig. 1




Fig. 2

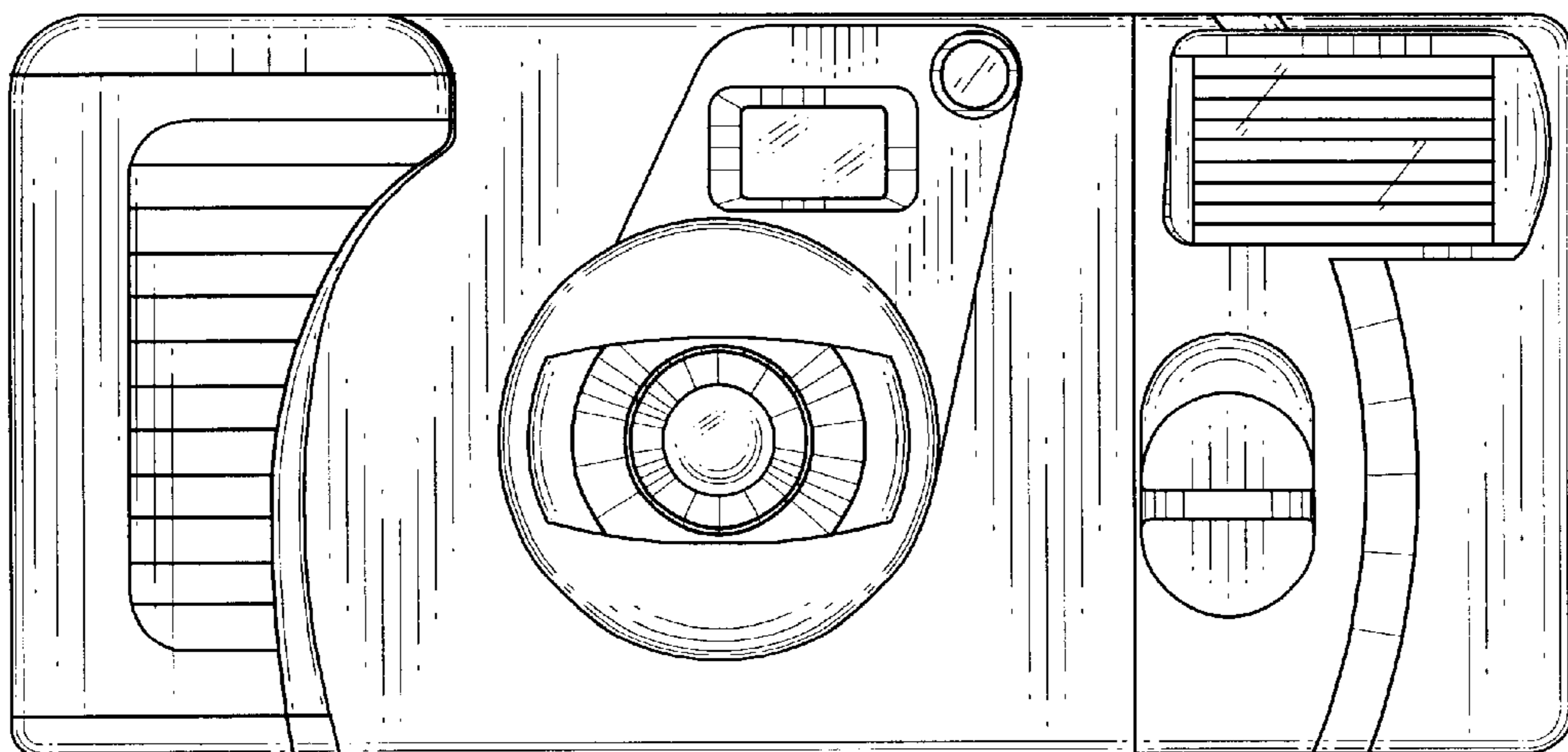


Fig. 3

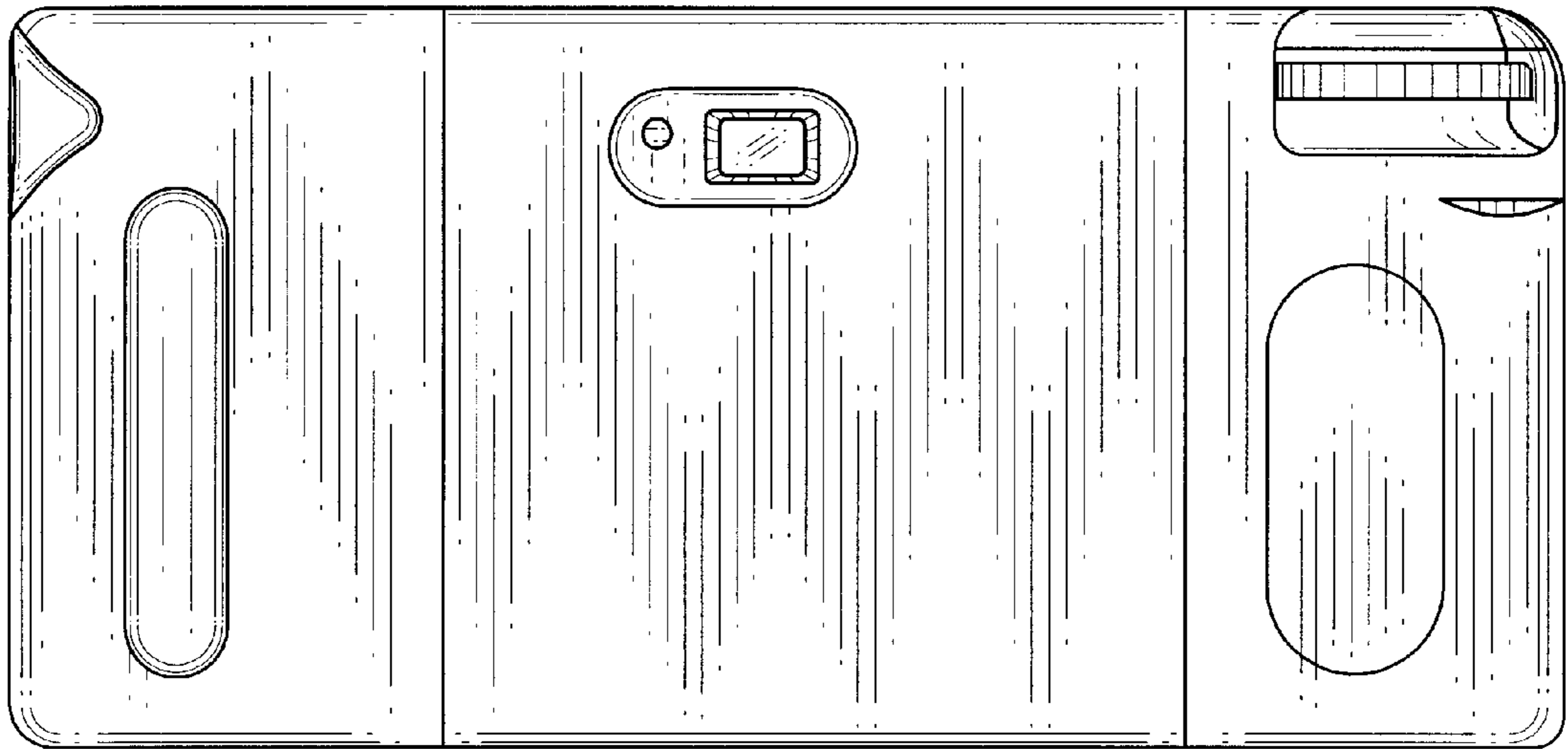


Fig. 4

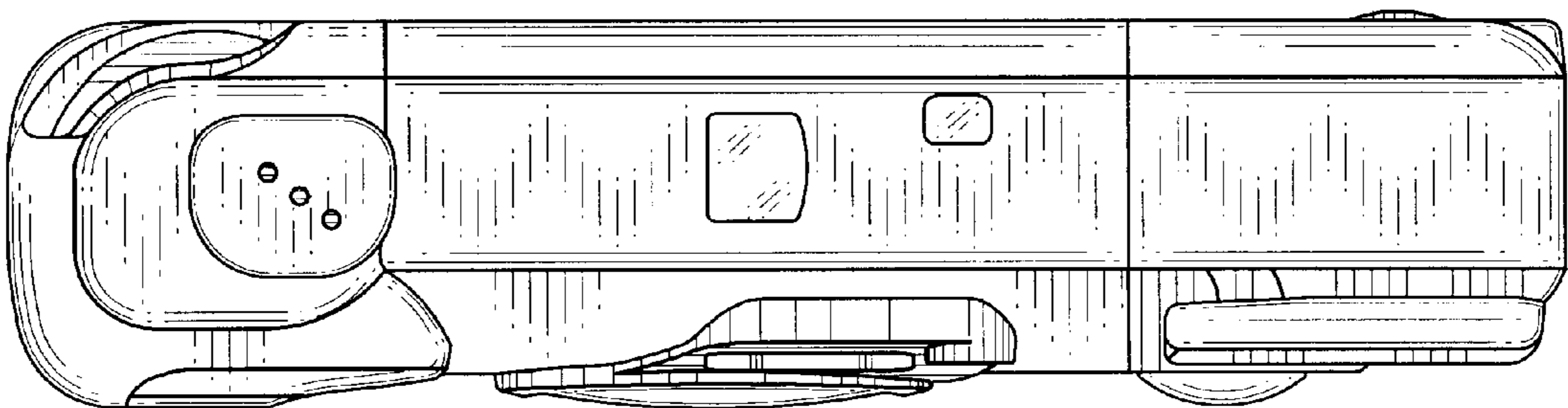


Fig. 5

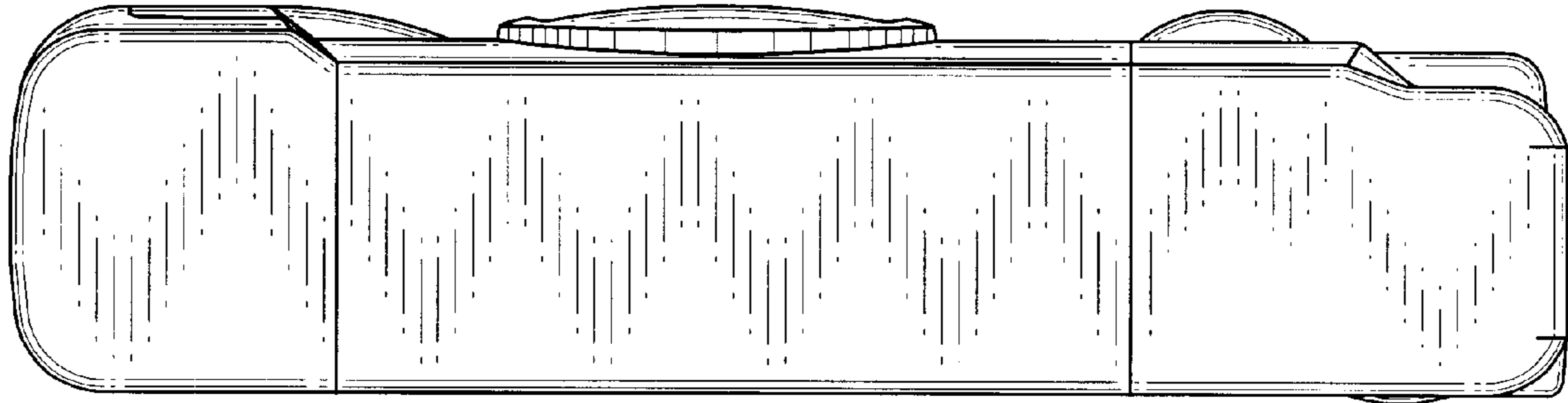


Fig. 6

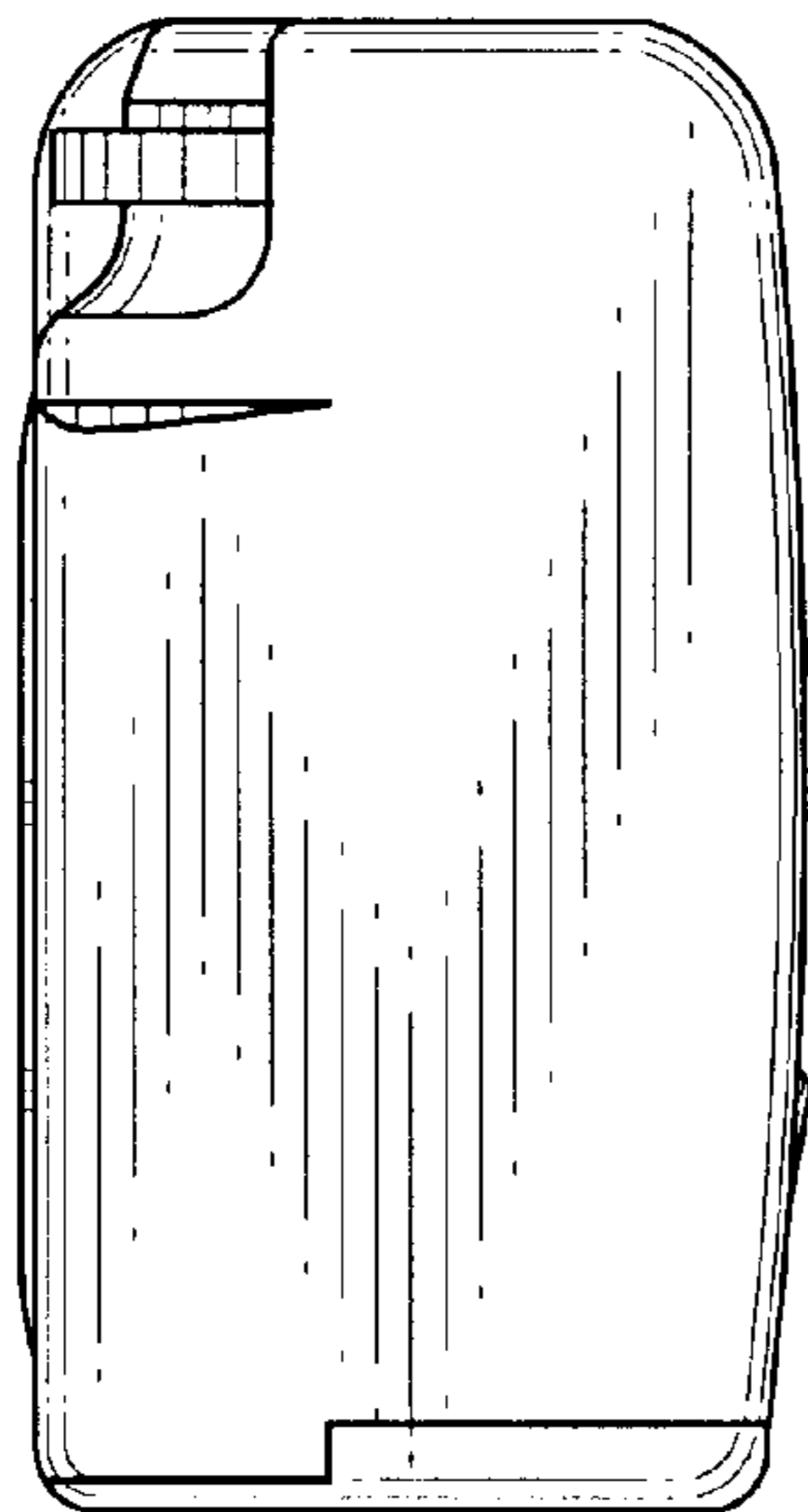


Fig. 7

